

IOP Conference Series: Earth and Environmental Science

Table of contents

Volume 1263

2023

[◀ Previous issue](#) [Next issue ▶](#)

6th International Symposium on Sustainable Urban Development 2023 02/08/2023 - 03/08/2023 Jakarta, Indonesia

Accepted papers received: 03 November 2023

Published online: 06 December 2023

PAPER • OPEN ACCESS

The 6th International Symposium on Sustainable Urban Development (The 6th ISoSUD) 2023

To cite this article: 2023 *IOP Conf. Ser.: Earth Environ. Sci.* **1263** 011001

View the [article online](#) for updates and enhancements.

You may also like

- [Preface](#)
- [Atomic-scale interpretation of the quantum oscillations in cuprate superconductors](#)
K S Lee, J-J Kim, S H Joo et al.
- [Assessment of black rot development on apple surface using laser biospeckle technique](#)
Chhanda Koley, Rittik Das and Anil Kumar Nirala



PRIME
PACIFIC RIM MEETING
ON ELECTROCHEMICAL
AND SOLID STATE SCIENCE

HONOLULU, HI
Oct 6–11, 2024

Abstract submission deadline:
April 12, 2024

Learn more and submit!

Joint Meeting of
The Electrochemical Society
•
The Electrochemical Society of Japan
•
Korea Electrochemical Society

The 6th INTERNATIONAL SYMPOSIUM
ON SUSTAINABLE URBAN DEVELOPMENT
(The 6th ISoSUD) 2023

The International Symposium on Sustainable Urban Development (ISoSUD) is a series of international activities organized by the Faculty of Landscape Architecture and Environmental Technology, Universitas Trisakti, Jakarta. The event is held once every 3 (three) years with themes related to current issues regarding sustainable urban development, in particular related to urban environmental management and environmental technologies. The activity aims to facilitate academics to publish their research results in order to enhance their scientific expertise as researchers.

The 6th ISoSUD in 2023 carried the theme "**From Recovery To Resilience: Building A Sustainable Future For A Better Life**" which means this symposium will focus on how we can recover from the difficult times caused by the COVID-19 pandemic and build a better future and sustainable. This theme also shows the importance of building resilience in facing future challenges, whether related to climate change, economic policies, or other social problems.

The COVID-19 pandemic that swept the world in the last four years has had a significant impact on human health, the global economy, and the daily lives of people around the world. It will take the concerted efforts of all countries and peoples to overcome this pandemic and rebuild the world after it. This pandemic underscores the need for global efforts to strengthen health systems, enhance societal resilience, strengthen international cooperation, and accelerate action to achieve sustainable development goals and combat climate change. This crisis provides an opportunity to make significant changes in the way we view and manage our economic and social activities and to create a world that is more sustainable and fairer for all people and our planet. Now is the time to make a difference, to make a profound systemic shift towards a more sustainable economy for the benefit of our people and our planet. In other words, now is the right time to undertake significant transformations in existing economic and social systems, which can help sustainably achieve the SDGs and fight climate change to ensure a better future for people and our planet. Overall, post-pandemic recovery must be based on the principles of sustainable development contained in the SDGs. By integrating the SDG goals into our recovery policies and actions, we can create a more sustainable, inclusive, and resilient future for our people and the world.

The 6th ISoSUD was held in the hybrid conference:

- a. Day 1, on Wednesday, August 2nd, 2023, at Building M, 12th floor, Universitas Trisakti, Jakarta, Indonesia. There were 130 participants offline and 170 participants on the Zoom platform in the plenary session.



- b. On day 2, on Thursday, August 3rd, 2023, using the Zoom meeting facility, 270 participants attended virtually on Day 2.

In this two-day International Symposium, experts, researchers, and academician shared their valuable insights and research findings. These esteemed presenters hail from 58 universities and institutions in Filipina, India, Indonesia, Iraq, Japan, Malaysia, Netherlands, Singapura, and Taiwan, reflecting the symposium's diverse and inclusive nature. The call paper system that has been used since the first ISoSUD in 2008 succeeded in inviting 165 manuscripts (more than 400 authors) that were presented offline and virtually. Then, 136 from 165 papers were selected further to be published in IOP Proceedings Indexed by Scopus. After another review process, 106 manuscripts were published in IOP EES. To improve the quality of the manuscripts, the organizing committee held a Coaching Clinic for Scientific Paper Writing on June 24th, 2023. Prof. Mohamad Ali Fulazzaky, Ph.D, delivered the coaching clinic.

The 6th ISoSUD 2023 involved co-host universities consisting of five from within the country and four from abroad: Universitas Jember (UNEJ), Jember, Indonesia; Universitas Islam Indonesia (UII), Yogyakarta, Indonesia; Universitas Pasundan (UNPAS), Bandung, Indonesia; Institut Teknologi Sepuluh November (ITS), Surabaya, Indonesia; Universitas Indonesia (UI), Jakarta, Indonesia; Universiti Teknologi Malaysia (UTM), Malaysia; Universiti Tun Hussein Onn Malaysia (UTHM), Malaysia; The University of Kitakyushu, Japan; Chung Yuan Christian University (CYCU), Taiwan. During the class presentation session, a presentation from the participants representing the 6th ISoSUD co-host was carried out. Besides that, The 6th ISoSUD 2023 was supported as well by the Indonesian Society of Sanitary and Environment Engineers (IATPI), which has continuously supported our symposium since 2008. And sponsored by PT Enviro Cipta Lestari.

In the plenary session, some main speakers delivered more focused seminar themes; they were:

Welcoming Speech:

Prof. Dr. Kadarsah Suryadi DEA – Rector of Universitas Trisakti

Opening Speech:

Ir. Diana Kusumastuti, MT. - Director General of Human Settlements, Ministry of Public Works and Public Housing Indonesia

Plenary Speakers:

Day-1

1. Prof. Lin Chi Wang - Chung Yuan Christian University (CYCU), Taiwan
2. Prof. Ir. Joni Hermana M.Sc.ES., Ph.D – Institut Teknologi Sepuluh November (ITS), Indonesia

Day 2

3. Prof. Ts. Dr. Azmi Bin Aris - Universiti Teknologi Malaysia (UTM), Malaysia
4. Prof. Dr. Eng. Toru Matsumoto - University of Kitakyushu, Japan
5. Associate Prof. Victor R Savage – Nanyang Technological University (NTU), Singapore

We believe that this event will be able to facilitate good networking among researchers, scientists, engineers, and practitioners with common interests, especially in sharing the latest research results, ideas, development, and applications in Sustainable Urban Development. Hopefully, all participants enjoyed the seminar and found this experience inspiring and helpful in their professional field. Thank you for choosing the 6th ISoSUD as your symposium reference. Let us embrace the spirit of collaboration and innovation as we strive towards a sustainable future for a better life. We hope to have your pleasant support and participation in the next three years on The 7th ISoSUD 2026.

Sincerely,

Assoc. Prof. Ariani Dwi Astuti, ST., MT., PhD

Chairperson of The 6th International Symposium on Sustainable Urban Development (ISoSUD) 2023

INTERNATIONAL ADVISORY BOARD

- Prof. Ir. Dato' Dr. Zainai Mohamed – Universiti Teknologi Malaysia, Malaysia
- Prof. Ts. Dr. Azmi Bin Aris – Universiti Teknologi Malaysia, Malaysia
- Prof. Lin-Chi Wang Chung Yuan Christian University, Taiwan
- Prof. Ts. Dr. Aeslina Binti Abdul Kadir Universiti Tun Hussein Onn Malaysia, Malaysia
- Assoc Prof Ts Dr. Rafidah Hamdan- Universiti Tun Hussein Onn Malaysia, Malaysia
- Prof. Dr. Eng. Toru Matsumoto – University of Kitakyushu, Japan
- LAr. Dr. Rohayah binti Che Amat – Universiti Teknologi Malaysia, Malaysia
- Assoc Prof. Dr. Victor R Savage, Nanyang Technology University, Singapore
- Prof. Dr. Karim Hassan Alwan – University of Baghdad, Iraq
- Dr. Nada Khaleefah Alrikabi – University of Baghdad, Iraq
- Dr. Indriyani Rachman – University of Kitakyushu, Japan
- Prof. Ir. Asri Nugrahanti, MS., PhD, IPU – Universitas Trisakti, Jakarta, Indonesia
- Prof. Dr. Ir. Indra Surjati, MT – Universitas Trisakti, Jakarta, Indonesia
- Assoc. Prof. Dr. Yonik Meilawati Yustiani, ST., MT – Universitas Pasundan, Bandung, Indonesia
- Dr. Ir. Yeny Dhokhikah S.T., M.T. – Universitas Jember, Indonesia
- Prof. Dr-Ing. Ir. Widodo Brontowiyono., M.Sc. – Universitas Islam Indonesia, Yogyakarta, Indonesia
- Prof. Arseto Yekti Bagastyo, ST., MT., MPhil., PhD – Institut Teknologi Sepuluh November, Surabaya, Indonesia

SCIENTIFIC COMMITTEE

- Prof. Mohamad Ali Fulazzaky, Ph.D– Universitas Djuanda, Bogor, Indonesia
- Dr. Salmiati Yunus – Universiti Teknologi Malaysia, Malaysia
- Prof. Ts. Dr. Aeslina Binti Abdul Kadir Universiti Tun Hussein Onn Malaysia, Malaysia
- Dr. Shamila Arfan – Universiti Teknologi Malaysia, Malaysia
- Prof. Arseto Yekti Bagastyo, ST., MT., MPhil., PhD – Institut Teknologi Sepuluh Nopember, Surabaya, Indonesia
- Prof. IDAA Warmadewanthi ST., MT., PhD PhD – Institut Teknologi Sepuluh Nopember, Surabaya, Indonesia
- Prof. Dr-Ing. Ir. Widodo Brontowiyono., M.Sc. – Universitas Islam Indonesia, Yogyakarta, Indonesia
- Assoc. Prof. Dr. Yonik Meilawati Yustiani, ST., MT – Universitas Pasundan, Bandung, Indonesia
- Dr. Evi Afiatun, ST., MT – Universitas Pasundan, Bandung, Indonesia
- Dr. Anni Rochaeni, ST., MT – Universitas Pasundan, Bandung, Indonesia
- Dr. Fadjar Lucia Nugroho, Msc. DEA – Universitas Pasundan, Bandung, Indonesia
- Dr. Ir. Yeny Dhokhikah S.T., M.T. – Universitas Jember, Jember, Indonesia
- Dr. Indriyani Rachman – University of Kitakyushu, Japan
- Dr-Ing. Sucipta Laksono, ST, MT- Universitas Indonesia, Depok, Indonesia

- Prof. Dr. Ir. Astri Rinanti, S.Si., MT – Universitas Trisakti, Jakarta, Indonesia
- Assoc. Prof. Dr. Melati F Fachrul, MS – Universitas Trisakti, Jakarta, Indonesia
- Assoc. Prof. Dr. Ir. Diana Irvindiaty Hendrawan, MSi – Universitas Trisakti, Jakarta, Indonesia
- Assoc. Prof. Dr. Ir. Rahel Situmorang, M.Plan – Universitas Trisakti, Jakarta, Indonesia
- Dr. Ir. Ratnaningsih Ruhiyat, MT – Universitas Trisakti, Jakarta, Indonesia
- Dr. M M Sintorini Moerdjoko, M.Kes – Universitas Trisakti, Jakarta, Indonesia
- Dr. Ir. Anita Sitawati Wartaman, M.Si – Universitas Trisakti, Jakarta, Indonesia
- Dr. Ir. Endrawati Fatimah, MPSt – Universitas Trisakti, Jakarta, Indonesia
- Dr. Ir. Ramadhani Yanidar, MT – Universitas Trisakti, Jakarta, Indonesia
- Dr. Ir. Hanny Wiranegara, MT – Universitas Trisakti, Jakarta, Indonesia
- Dr. Rositayanti H., ST., MT – Universitas Trisakti, Jakarta, Indonesia
- Herika, S.Si, M.Si, Ph.D-Universitas Trisakti, Jakarta, Indonesia
- Dibyanti Danniswari, S.P, M.Si, M.Agr, Ph.D– Universitas Trisakti, Jakarta, Indonesia

ORGANIZING COMMITTEE

Chair Person	: Assoc. Prof. Ariani Dwi Astuti, ST., MT., PhD
Co-chair person	: Lutfia Rahmiati, ST., MT
Treasurer	: Sarah Aphirta, ST., MT
Secretary	: Sheilla Megagupita Putri Marendra, ST., MT
Sponsorship	: Pramati Purwaningrum, ST., MT
Event Management	: Astari Minarti ST, MSc
Publication	: Wisely Yahya, ST., M.P.W.K
Food and Beverages	: Ir. Asih Wijayanti, M.Si
Logistic, accommodation and transportation:	Reza Fauzi, ST., M.Ars

PAPER • OPEN ACCESS

Peer Review Statement

To cite this article: 2023 *IOP Conf. Ser.: Earth Environ. Sci.* **1263** 011002

View the [article online](#) for updates and enhancements.

You may also like

- [Peer review declaration](#)

- [Peer review declaration](#)

- [Peer review declaration](#)

PRIME
PACIFIC RIM MEETING
ON ELECTROCHEMICAL
AND SOLID STATE SCIENCE

HONOLULU, HI
Oct 6-11, 2024

Abstract submission deadline:
April 12, 2024

Learn more and submit!

Joint Meeting of
The Electrochemical Society
•
The Electrochemical Society of Japan
•
Korea Electrochemical Society

Peer Review Statement

All papers published in this volume have been reviewed through processes administered by the Editors. Reviews were conducted by expert referees to the professional and scientific standards expected of a proceedings journal published by IOP Publishing.

1. Type of peer review: Double anonymous
2. Conference submission management system: Morressier
3. Number of submissions received: 137
4. Number of submissions sent for review: 106 (by IOP Publisher)
5. Number of submissions accepted: 71
6. Acceptance Rate (Submissions Accepted / Submissions Received × 100): 66.98%
7. Average number of reviews per paper: 2.00
8. Total number of reviewers involved: 24
9. Contact person for queries:
Name: Ariani Dwi Astuti
Affiliation: Universitas Trisakti
Email: ariani_da@trisakti.ac.id



OPEN ACCESS

012059

Novel adsorbent derived from sludge of paper industry for removal of cesium ion in water

E Siswoyo and S Tanaka

[+ Open abstract](#) [View article](#) [PDF](#)

OPEN ACCESS

012060

Performance of trembesi seed (*Samanea saman*) on tempeh wastewater treatment (a case study in Semanan Tempeh Industry), West Jakarta

L A Syerin, S Aphirta and W Astono

[+ Open abstract](#) [View article](#) [PDF](#)

OPEN ACCESS

012061

Treatment of palm oil mill effluent using modified rotating biological contactor with organic loading rate variations

M S Adam, A S Nugrohoputri, R Rahmadi, A D Astuti and A Kurniawan

[+ Open abstract](#) [View article](#) [PDF](#)

OPEN ACCESS

012062

The effect of hydraulic retention time on stabilisation unit in anaerobic – contact stabilisation (A-CST) for treating palm oil mill effluent

Kenannita, O W P Ajie, D Nauval, A D Astuti and A Kurniawan

PAPER • OPEN ACCESS

Performance of trembesi seed (*Samanea saman*) on tempeh wastewater treatment (a case study in Semanan Tempeh Industry), West Jakarta

To cite this article: L A Syerin *et al* 2023 *IOP Conf. Ser.: Earth Environ. Sci.* **1263** 012060

View the [article online](#) for updates and enhancements.

You may also like

- [Performance analysis of fabricated bio-filtration system for small-scaled greywater treatment: TSS and turbidity removals](#)
Abdul N A S Samat, W Renang, R Baini et al.
- [Effect of chemometrics to accuracy of NIR spectroscopy in predicting total soluble solid and hardness of dragon fruit](#)
I W Budiastira and M R S Dzikri
- [Using Machine Learning Methods to Forecast if Solar Flares Will Be Associated with CMEs and SEPs](#)
Fadil Inceoglu, Jacob H. Jeppesen, Peter Kongstad et al.



245th ECS Meeting • May 26-30, 2024 • San Francisco, CA

Don't miss your chance to present!

Connect with the leading electrochemical and solid-state science network!

Deadline Extended: December 15, 2023

Submit now!



Performance of trembesi seed (*Samanea saman*) on tempeh wastewater treatment (a case study in Semanan Tempeh Industry), West Jakarta

L A Syerin, S Aphirta*, and W Astono

Environmental Engineering Department, Faculty of Architecture Landscape and Environmental Technology, Universitas Trisakti, Jakarta, Indonesia

*aphirtasarah@trisakti.ac.id

Abstract. Tempeh wastewater contains organic matter, TSS, and high turbidity, which negatively impact if discharged directly into water bodies. The use of biocoagulant from trembesi seeds to treat wastewater is considered more environmentally friendly, easy to find, and affordable. The purpose of this research is to determine how effective trembesi seeds are as a coagulant in removing turbidity, Total Suspended Solid (TSS), Biochemical Oxygen Demand (BOD), and Chemical Oxygen Demand (COD) from tempeh wastewater in a batch-stirred reactor. Jar test with dose variations of 10-700 mg/L, finding the optimum stirring duration for coagulation at 200 rpm with time intervals of 1-3 minutes and for flocculation at 80 rpm with time intervals of 15, 30, and 45 minutes. The findings show that using a coagulant concentration of 500 mg/L resulted in a 63% reduction in turbidity. The optimum coagulation duration is 2 minutes and flocculation is 30 minutes. BOD initially at 1,245 mg/L decreased by 78% to 273 mg/L. COD initially at 6,400 mg/L decreased by 40% to 3,840 mg/L. TSS initially at 609 mg/L decreased by 66% to 205 mg/L. The percentage of allowance for BOD, COD, TSS, and turbidity using a reactor is 68%, 35%, 58%, and 70%. From these results it can be said that trembesi seed coagulant is effective in removing BOD, COD, TSS, and turbidity in tempeh wastewater.

1. Introduction

The Semanan area is one of the centers of industrial activities producing tofu and tempeh in West Jakarta. The behavior of disposing tempeh wastewater directly into the drainage channels has the potential for water pollution [1]. Tempeh wastewater is produced from the processes of boiling, soaking, and washing soybeans. Tempeh wastewater is biodegradable, has an acidic pH, high content of BOD, COD, and TSS. High number of BOD and COD in mg/L can endanger the lives of aquatic biota. Increased TSS will inhibit sunlight in the water and disrupting phytoplankton growth [2].

The problem of tempeh wastewater which is a high content of organic matter, TSS, and turbidity can be overcome by wastewater treatment through the coagulation-flocculation and sedimentation process. Currently, a lot of research are developed to find a substitute for chemical coagulants because these coagulants are less environmentally friendly and harmful for human health. The use of biocoagulants are considered more environmentally friendly and can be found easily because they can be taken or extracted from plants and animals and the price is affordable. Plant extracts that are often used as coagulants are seeds, one of which is from trembesi seeds. Trembesi seeds can be used as a coagulant because they contain protein, tannin, and calcium. Protein is an effective biocoagulant because it has



cationic polyelectrolytes. Cationic polyelectrolytes can attract and neutralize the negative charge of colloidal particles in wastewater, forming larger flocs that settle more easily [3]. Utilization of trembesi seed extract at a concentration of 200 mg/L can reduce TSS concentration by 83% [4]. The aim of this study is to determine the effectiveness of trembesi seeds as a for the removal of TSS, BOD, and COD in tempeh wastewater using a batch-stirred reactor.

2. Methods

2.1. *The production of trembesi seed coagulant*

Coagulant from trembesi seeds initiates by preparing trembesi seeds, usually yellowish brown. The trembesi seeds are dried for one hour in an oven at 105°C. After drying, the trembesi seeds are further processed by grinding them using a blender and subsequently sifting them through an 80 mesh sieve to obtain finely powdered trembesi seeds[4]. This finely powdered trembesi seed material is then dissolved by combining 1 gram of it with 500 ml of 1 M NaCl solution. Stir the trembesi seed coagulant solution with a magnetic stirrer for 15 minutes, then filter to separate the filtrate and the residue. The residue will be discarded and the filtrate used as a coagulant during the coagulation process[5].

2.2. *Determination of sampling location*

Determination of effluent sampling locations begins with visiting two different tempeh production sites. The first location is a public kitchen making tempeh and the second location is a tempeh production house. The things that are taken into consideration in choosing the sampling location are the volume of tempeh wastewater produced and the sampling time. The production house was chosen as the sampling location because the wastewater produced is more, this is related to the capacity of the batch reactor that will be used. Samples of tempeh wastewater can be taken in the morning so that it is more efficient when analyzed in the laboratory.

2.3. *Determination the optimum coagulant dosage and stirring durations*

Various coagulant doses were used including 0, 10, 20, 30, 50, 70, 100, 500, 600, and 700 mg/L. The coagulation phase was conducted at a speed of 200 rpm with stirring times of 1, 2, and 3 minutes. Subsequently, the flocculation was performed at 80 rpm with durations of 15, 30, and 45 minutes, followed by sedimentation for 60 minutes[6].

2.4. *Experiment of the removal of turbidity, TSS, BOD, and COD utilizing a batch-stirred reactor*

The analysis begins by measuring the initial content of tempeh wastewater to compare it against national wastewater quality standards before progressing to the experimental phase. During the determination of the optimum coagulant dosage, the trembesi seed coagulant solution was added to the wastewater at a dose ranging from 0-700 mg/L. The turbidity parameter was analyzed to ascertain the ideal coagulant dosage. Subsequently, jar test was conducted, involving stirring for 1, 2, and 3 minutes at 200 rpm, followed by 80 rpm for 15, 30, and 45 minutes. To identify the optimum coagulation and flocculation durations, analyses of turbidity, TSS, BOD, and COD parameters was performed. BOD analysis using the winkler titration method refers to Indonesian National Standard (SNI) 6989.72:2009[7]. COD analysis using the closed reflux method with titration as outlined in SNI 6989.73:2019[8]. TSS analysis using the gravimetric method, referring to SNI 06-6989.3-2004[9]. Turbidity measurement using a turbidimeter refers to SNI 06-6989.25-2005[10].

3. Results and Discussions

The results of the characterization of wastewater from tempeh production are as shown in Table 1.

Table 1. Initial characterization of tempeh wastewater.

Parameters	Analysis			
	Boiling	Soaking	Washing	Mixed process
TSS (mg/L)	172	609	135	500
BOD (mg/L)	2,293	1,245	1,845	1,613
COD (mg/L)	5,440	6,400	640	7,040
Turbidity (NTU)	630 - 680	810 - 2,200	110 - 150	1,060 - 1,115
pH	6	4	5	5

In Table 1, displays results that highlight the notably high levels of BOD and COD in tempeh wastewater, indicative of its rich organic composition. In this study, the selected sample originated from the soaking process of tempeh production. This choice aligns with the BOD/COD ratio of soaking process wastewater, which renders it non-biodegradable and characterized by a substantial TSS content. Consequently, the wastewater treatments approach involves coagulation, flocculation, and sedimentation. The application of trembesi seed coagulant can remove BOD by 42% and COD by 66% in tempeh wastewater[2]. Another consideration pertains to optimizing the efficiency of sampling time. Extracted coagulants prove more effective due to increased protein solubility, often achieved using a salt solution, commonly NaCl[11]. The extract from trembesi seeds with 1 M NaCl solvent can remove turbidity with the percentage of 70.4%[5]. The determination of the ideal coagulant dosage involved varying doses of 0, 10, 20, 30, 50, 70, 100, 500, 600, and 700 mg/l. The parameter observed was turbidity. The ability to remove turbidity can be seen in Figure 2.

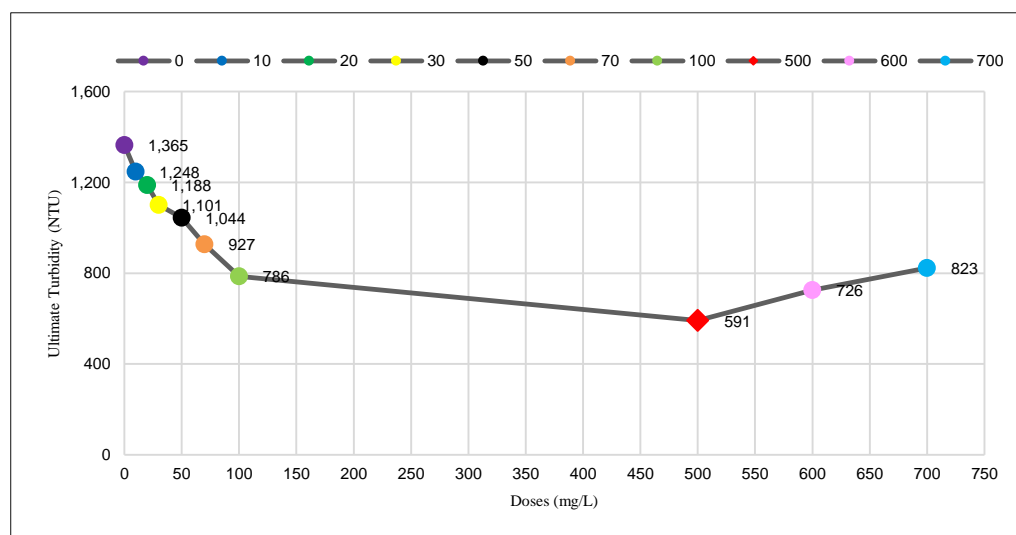


Figure 1. The correlation between coagulant dosages and the removal of turbidity.

In Figure 1, the results showed that trembesi seed coagulant can remove turbidity in tempeh wastewater. The most significant reduction in turbidity occurred at trembesi seed coagulant dosage of 500 mg/L with a turbidity value of 591 NTU. However, when the dose was increased to 600 mg/L, there was a decline in the percentage of turbidity removal. This decrease can be attributed to the coagulant dosage exceeding the optimal concentration, preventing further binding of colloidal particles in tempeh wastewater. Consequently, the previously formed flocs broke apart, leading to a reduction in the percentage of

turbidity removal[12]. Jarrest aims to determine the optimum stirring time. In this experiment, alum was used as a comparison in treating tempeh wastewater.

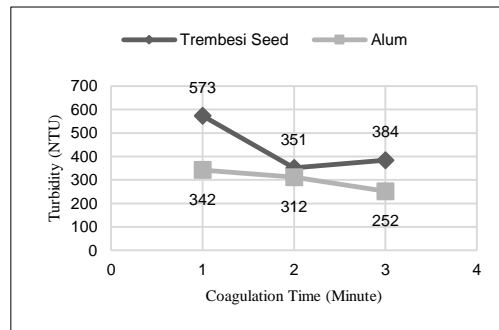


Figure 2. The relation of coagulation time on the removal of turbidity.

In Figure 2, the optimum turbidity removal with coagulation at a speed of 200 rpm for 2 minutes, followed by flocculation at 80 rpm for 30 minutes. During this period, the turbidity decreased to 351 NTU, representing a 78% reduction. This stirring duration allowed for the optimal formation of flocs, resulting in large and more easily settled flocs. Prolonged stirring beyond this point led to the flocs reaching their maximum size and subsequently breaking into smaller particles that are challenging to settle. Consequently, the effectiveness of the coagulation and flocculation process in turbidity removal declined[13].

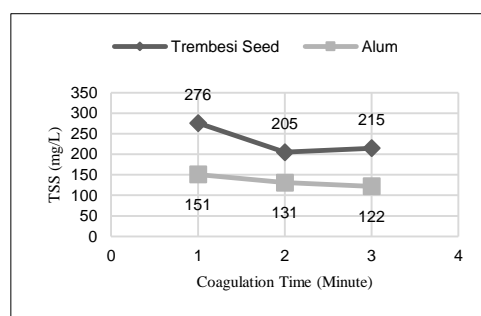


Figure 3. The relation of coagulation time on the removal of TSS.

In Figure 3, the optimum TSS concentration removal at a coagulation at a speed of 200 rpm for 2 minutes, followed by flocculation at 80 rpm for 30 minutes. During this process, the TSS concentration decreased to 205 mg/L, representing a 66% reduction. There is a correlation between TSS concentration and turbidity. Higher levels of suspended matter in water result in increased turbidity.

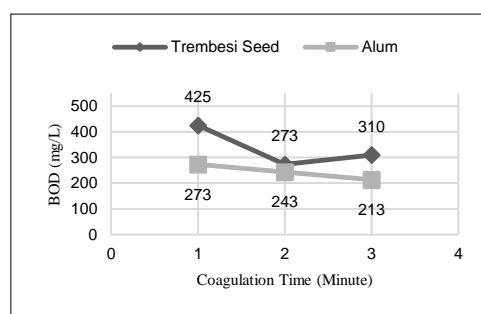


Figure 4. The relation of coagulation time on the removal of BOD.

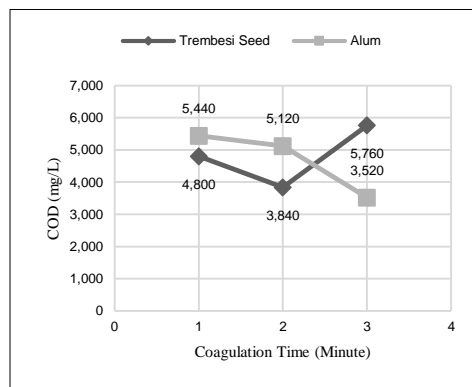


Figure 5. The relation of coagulation time on the removal of COD

In Figure 4 and 5, The optimum removal of BOD and COD concentration occurred when coagulation at a speed of 200 rpm for 2 minutes, followed by flocculation at 80 rpm for 30 minutes. Under these conditions, the BOD concentration reduced to 273 mg/L, representing a 78% reduction. The COD concentration reduced to 3,840 mg/L, representing a 40% reduction. The reduction in BOD and COD concentrations can be attributed to the tannin content present in the trembesi seed coagulant, which has the ability to bind and precipitate organic substances in the tempeh wastewater[2].

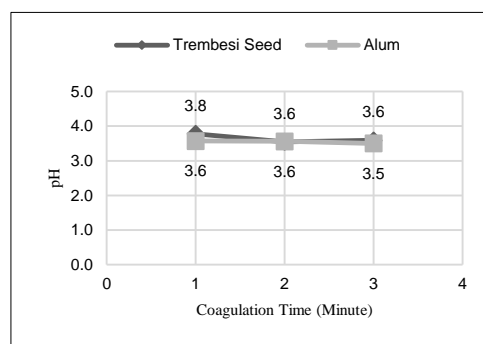


Figure 6. The relation of coagulation time on the removal of pH.

In Figure 6, stirring time can influence on pH changes indirectly, for example through interaction with particles or decomposition of organic matter in wastewater (Figure 6). However, this influence is not significant enough to result in large pH changes [14].

The parameter values of BOD, COD, TSS, turbidity, and pH in tempeh wastewater after treatment using a batch-stirred reactor are as shown in Table 2.

Table 2. The outcomes of tempeh wastewater analysis after processing with stirred batch reactor.

Parameters	Influent Reactor	Effluent Reactor	% Removal	Quality Standard
TSS (mg/L)	609	254	58%	100
BOD (mg/L)	1,245	395	68%	150
COD (mg/L)	6,400	4,160	35%	300
Turbidity (NTU)	1,605	479	70%	-
pH	4.1	3.8		6 - 9

In Table 2, the analysis results of parameters BOD, COD, TSS, turbidity, and pH indicate that they do not meet the quality standards set by the Minister of Environment Regulation Number 5 of 2014. As a result, additional treatment is needed for the liquid effluent from the reactor before it can be safely discharged into the environment.

4. Conclusion

A dose of 500 mg/L of trembesi seed coagulant proved effective in reducing the concentrations of BOD, COD, TSS, and turbidity using a batch-stirred reactor. Specifically, BOD decreased by 68%, COD by 35%, TSS by 58%, and turbidity by 70%. However, it's important note that the BOD, COD, and TSS parameters still did not meet the quality standards of the Minister of Environment Regulation Number 5 of 2014 concerning wastewater quality standards. Consequently, additional treatment is necessary to ensure that the tempeh wastewater can be safely discharge into the environment.

References

- [1] Pakpahan M R R B, Ruhayat R, and Hendrawan D I 2021 Karakteristik Air Limbah Industri Tempe (Studi Kasus: Industri Tempe Semanan, Jakarta Barat) *Jurnal Bhuwana* 1(2) 164–172
- [2] Amanda Y T 2019 Pemanfaatan Biji Trembesi (Samanea saman) Sebagai Koagulan Alami untuk Menurunkan BOD, COD, TSS, dan Kekeuhan Pada Pengolahan Limbah Cair Tempe *Jurnal Berkala Ilmiah Pertanian* 2(3) 92-96
- [3] Adira R, Ashari T M, and Rahmi R 2020 Pemanfaatan Biji Trembesi (Samanea saman) sebagai Biokoagulan pada Pengolahan Limbah Cair Domestik *Jurnal Kimia Ar-Rainary* 2(3)
- [4] W Oktafia Putri, Rustanti I, and Malik 2020 Pemanfaatan Ekstrak Biji Trembesi (Samanea Saman) Sebagai Koagulan Dalam Menurunkan Kandungan Padatan Tersuspensi, Dan Zat Organik Air Buangan Produksi Tahu *JURNAL ENVIROTEK* 12(2) 38–43
- [5] Ansori M A 2014 *Karakterisasi Komponen Bioaktif dan Uji Aktivitas Koagulasi Ekstrak NaCl Biji Trembesi (Samanea Saman) terhadap Limbah Buatan* (Universitas Islam Negeri Maulana Malik Ibrahim Malang)
- [6] Yusuf A M, Ruhayat R, and Hadisoebroto R 2022 Pemanfaatan Koagulan Biji Asam Jawa Guna Memperbaiki Parameter BOD, COD, dan TSS Limbah Cair Industri Tahu *Jurnal Ekologi Masyarakat Dan Sains* 3(2) 3-9
- [7] Badan Standarisasi Nasional 2009 Standar Nasional Indonesia Air dan air limbah – Bagian 72 : Cara uji BOD 72
- [8] Badan Standarisasi Nasional 2019 Standar Nasional Indonesia Air dan air limbah – Bagian 73 : Cara uji COD dengan refluks tertutup secara titrimetric 73
- [9] Badan Standarisasi Nasional 2004 Standar Nasional Indonesia Air dan air limbah – Bagian 3 : Cara uji TSS secara gravimetric 3
- [10] Badan Standarisasi Nasional 2005 Standar Nasional Indonesia Air dan air limbah – Bagian 25 : Cara uji kekeruhan dengan nefelometer 25
- [11] Birima A, Hammad H, Desa M, and Muda Z 2013 Extraction of natural coagulant from peanut seeds for treatment of turbid water *IOP Conference Series: Earth and Environmental Science* 16 1-4
- [12] Haslinah A 2020 Ukuran partikel dan konsentrasi koagulan serbuk biji Kelor (*Moringa oleifera*) terhadap penurunan persentase COD dalam limbah cair industri tahu *Jurnal Teknologi* 15(01) 50-53
- [13] Fitria D, Komala S S, and Vendela D 2022 Pengaruh Waktu Flokulasi Pada Proses Koagulasi Flokulasi Dengan Biokoagulan Kelor Untuk Menyisihkan Kdar Besi Air Sumur *Jurnal Reka Lingkungan* 10(2) 165-174
- [14] Kristianto H, Prasetyo S, and Sugih A K 2019 Pemanfaatan Ekstrak Protein Dari Kacang-Kacangan Sebagai Koagulan Alami *Jurnal Rekayasa Proses* 13 65-80