



IATPI



sinta 2  
Science and Technology Index

Volume 6 Number 1 April 2023

p-ISSN 2579-9150

e-ISSN 2579-9207

# Indonesian Journal of Urban and Environmental Technology

Accredited SINTA 2 by Ministry of Research, Technology,  
and Higher Education of The Republic of Indonesia  
No. 230/E/KPT/2022 on December 30th, 2022 from  
October 1st, 2022 to September 30th, 2027

Department of Environmental Engineering  
Faculty of Landscape Architecture and Environmental Engineering (FALTL)  
Universitas Trisakti, Jakarta, Indonesia  
in associated with Ikatan Ahli Teknik Penyehatan dan Teknik Lingkungan Indonesia (IATPI)

indones.j.urban.environ.technol.

Vol. 6

No. 1

pp. 1 - 113

Jakarta,  
April 2023

p-ISSN  
2579-9150



## EDITORIAL BOARD

### EDITOR-IN-CHIEF

Astri Rinanti

Departement of Environmental Engineering,  
Universitas Trisakti, Jakarta, Indonesia

### MEMBER OF EDITORS

Melati Ferianita Fachrul

Departement of Environmental Engineering,  
Universitas Trisakti, Jakarta, Indonesia

Khalida Muda

Department of Environmental Engineering,  
Universiti Teknologi Malaysia, Malaysia

Irina Safitri Zen

Department of Urban and Regional Planning,  
Universiti Teknologi Malaysia, Malaysia

Oki Muraza

King Fahd University of Petroleum and Minerals (KHUPM),  
Dhahran, Saudi Arabia

Rositayanti Hadisoebroto

Departement of Environmental Engineering,  
Universitas Trisakti, Jakarta, Indonesia

Sastia Prama Putri

Department of Biotechnology, Osaka University, Japan

Mahadi Lawan Yakubu

Kano University of Science and Technology, Wudil, Nigeria

Edwan Kardena

Departement of Environmental Engineering,  
Institut Teknologi Bandung, Bandung, West Java, Indonesia

I.D.A.A. Warmadewanthi

Departement of Environmental Engineering,  
Institut Teknologi Sepuluh November, Surabaya, Indonesia

Riana Ayu Kusumadewi

Departement of Environmental Engineering,  
Universitas Trisakti, Jakarta, Indonesia

Bagus Putra Muljadi

University of Nottingham, Nottingham, United Kingdom

Nurul Hana Mokhtar Kamal

School of Civil Engineering, Universiti Sains Malaysia,  
Malaysia

Gatut Sudarjanto

University of Queensland, Brisbane, Australia

Musthapa Muhd Lawan

Kano University of Science and Technology, Wudil, Nigeria

R. Dwi Susanto

University of Maryland, College Park, United State of  
America

Yusnani Mohd. Yusof Kozlowski

Universiti Brunei Darussalam, Brunei Darussalam

### PEER REVIEWERS

Prayatni Soewondo

Departement of Environmental Engineering,  
Institut Teknologi Bandung, Bandung, West Java, Indonesia

Qomarudin Helmy

Departement of Environmental Engineering,  
Institut Teknologi Bandung, Bandung, West Java, Indonesia

Emenda Sembiring

Departement of Environmental Engineering,  
Institut Teknologi Bandung, Bandung, West Java, Indonesia

Kania Dewi

Departement of Environmental Engineering,  
Institut Teknologi Bandung, Bandung, West Java, Indonesia

Anindrya Nastiti

Departement of Environmental Engineering,  
Institut Teknologi Bandung, Bandung, West Java, Indonesia





Yonik Meilawati	Departement of Environmental Engineering, Universitas Pasundan, Bandung, West Java, Indonesia
Evi Afiatun	Departement of Environmental Engineering, Universitas Pasundan, Bandung, West Java, Indonesia
Reni Suryanita	Civil Engineering Department, Faculty of Engineering, Universitas Riau, Pekanbaru, Riau, Indonesia
Agus Jatnika Effendi	Departement of Environmental Engineering, Institut Teknologi Bandung, West Java, Indonesia
Marisa Handajani	Departement of Environmental Engineering, Institut Teknologi Bandung, West Java, Indonesia
I Made Wahyu Widyarsana	Departement of Environmental Engineering, Institut Teknologi Bandung, West Java, Indonesia
Yureana Wijayanti	Department of Civil Engineering, Universitas Bina Nusantara, Jakarta, Indonesia
Nita Citrasari	Departement of Environmental Engineering, Universitas Airlangga, Surabaya, East Java, Indonesia

## PUBLISHER

**Jurusan Teknik Lingkungan**, Fakultas Arsitektur Lanskap dan Teknologi Lingkungan, Universitas Trisakti, Jakarta, Indonesia in associated with Ikatan Ahli Teknik Penyehatan dan Teknik Lingkungan Indonesia (IATPI).

## ABOUT JOURNAL

**Indonesian Journal of Urban and Environmental Technology (urbanenvirotech)**, abbreviations (indones.j.urban.environ.technol.), is a peer-reviewed and open-access journal published by Departement of Environmental Engineering, Faculty of Architecture Landscape and Environmental Technology, Universitas Trisakti, Indonesia. This journal is an ideal academic platform to link researchers, scientists, engineers and practitioners with common interest. It aims to provide media for sharing and publishing the latest research results, ideas, development and applications in the Urban and Environmental Technology areas. This Journal is consistently published two times a year in **April** and **October**.

## SCOPE OF JOURNAL

Environmental problems, especially in urban areas, which are increasingly complex, require comprehensive solutions from various parties. Environmentalists, lecturers, researchers, engineers, students, and practitioners from various disciplines have the same opportunity to publish their thoughts and research results in the Indonesian Journal of Urban and Environmental Technology, but the topics discussed must comply with the focus and scope of this journal.

The scope of the journal emphasis to **Urban Environmental Management and Environmental Technology** for case study in Indonesia and for other region in the world as well.

Only articles that have a contribution will be published, while articles that are only illustrative of established principles and procedures, even though they may contain numerical data, will generally not be published. The editorial contents and elements that comprise the journal





include:

- Theoretical articles
- Empirical studies.
- Case studies
- Systematic Literature Review.

**Focus of Urban Environmental Management:** environmental modeling, cleaner production, waste minimization and management, energy management and policies, water resources management, water supply and sanitation, industrial safety and health, water recovery and management, urban environmental pollution-diseases and health status, eco-drainage, flood risk management, risk mitigation, climate change and water resource adaptation, integrated ecosystem management, green urban sustainability, urban community engagement and development, life cycle analysis, carbon credit and trading.

**Focus of Environmental Technology:** energy optimization and efficiency, renewable energy technologies (bio-energy, green energy), environmental biotechnology, pollution control technologies (wastewater treatment and technology), water treatment and technology, indigenous technology for climate change mitigation and adaptation, solid waste treatment and technology, environmental restoration, water and carbon footprint, eco-hydrology.

## PEER REVIEW POLICY

**Urbanenvirotech** reviewing policies are every submitted paper will be reviewed by at least two peer-reviewers. Reviewers are unaware of the identity of the authors, and authors are also unaware of the identity of reviewers (double blind review method). Reviewing process will consider objectivity, method, scientific impact, conclusion, and references.

## PLAGIARISM CHECK

Plagiarism screening will be conducted by **Urbanenvirotech** Editorial Board using Cross ref Similarity Check<sup>TM</sup> powered by Turnitin<sup>®</sup> and also using Grammarly<sup>®</sup> Plagiarism Checker.

## ONLINE SUBMISSIONS

If you already have a Username/Password for **Indonesian Journal of Urban and Environmental Technology**, go to login at: <http://e-journal.trisakti.ac.id/index.php/urbanenvirotech/login>

Need a Username/Password? Go to registration at:

<http://www.e-journal.trisakti.ac.id/index.php/urbanenvirotech/user/register>

Registration and login are required to submit items online and to check the status of current submissions

## REFERENCE MANAGEMENT

Every article submitted to **Urbanenvirotech** shall use reference management software Turnitin.

## COPY EDITING AND PROOFREADING

Every article accepted by **Urbanenvirotech** shall be an object to Grammarly<sup>®</sup> writing-enhancement program conducted by **Urbanenvirotech** Editorial Board.





## PROCESSING CHARGES

Every article submitted to **Urbanenvirotech** will not have any Article Processing Charges. This includes submission, peer-reviewing, editing, publishing, maintaining and archiving, and allows immediate access to the full text versions of the articles.

## TABLE OF CONTENT

<b>Mapping the Spatial Variation of Rivers Water Quality using Multivariate Analysis. A Case Study of Greater Jakarta, Indonesia</b>	1-19
Ramadhani Yanidar, Djoko Mulyo Hartono, Setyo Sarwanto Moersidik, Yves Andres	
<b>Prediction of Carbon Dioxide Emission from Electricity Generation in ASEAN</b>	20-35
Meiri Triani, Kania Dewi, Addina Shafiyya Ediansjah	
<b>The Typology of Public Open Space in Peri-Urban Unplanned Settlement. Case Study: Kampong of Kalipaten, Tangerang, Indonesia</b>	36-48
Mohammad Ischak, Sri Novianthi Pratiwi, Maria Immaculata Ririk Winandari, Punto Wijayanto, Deasy Olivia	
<b>Effect of Rainfall on the Chemical Composition of Rainwater in Monitoring Acid Deposition in Greater Bandung</b>	49-62
Dandy Rievaldo, Indra Chandra, Wiwiek Setyawati, Asri Indrawati, Dyah Aries Tanti, Ardiansyah Ramadhan, Lutfhi Rizqi Mubarak, Tazlila Rahmi Rasyid, Azrina Abd Aziz, Zainal Arid Burhanudin	
<b>Rheological Study on the Parameters Affecting the Viscosity of the Green Solution Consisting SLS and LTTM</b>	63-74
Shabrina Sri Riswati, Rini Setiati, Suryo Prakoso, Paramita Jaya Ratri, Ardak Yskak, Rayhan Irvan	
<b>Constructed Wetland at Galuga Landfill for Leachate Treatment: A Sustainable Approach</b>	75-89
Elvira Apriana, Intan Supraba, Won Kim	
<b>Understanding Level of PKK Banjar Purwa Santhi Benoa on Medical Mask Waste Management and Strengthening Health Protocols in Controlling Covid-19 Infection</b>	90-99
I Komang Hotra Adiputra, Kadek Diana Harmayani, Ni Made Susilawathi, Cokorda Agung Wahyu Purnamasidhi, Komang Ayu Witarini, I Wayan Arya Biantara, I Dewa Made Sukrama, I Gede Purna Weisnawa, Jerry Jerry, Putu Kintan Wulandari, Darren Junior, Dewa Ayu Fony Prema Shanti, I Dewa Ayu Agung Warmadewanthi	
<b>The Recycling Potential of Solid Waste in Jatinegara Sub-district, East Jakarta</b>	100-113
Alfa Miranti Kuntaryo, Pramianti Purwaningrum, Tazkiaturrizki Tazkiaturrizki, Astari Minarti, Fitrio Ashardiono	





## Indonesian Journal of Urban and Environmental Technology

<https://www.e-journal.trisakti.ac.id/index.php/urbanenvirotech>



### THE RECYCLING POTENTIAL OF SOLID WASTE IN JATINEGARA SUB-DISTRICT, EAST JAKARTA

Alfa Miranti Kuntaryo<sup>1</sup>, Pramianti Purwaningrum<sup>1\*</sup>, Tazkiaturrizki Tazkiaturrizki<sup>1</sup>,  
Astari Minarti<sup>1</sup>, Fitrio Ashardiono<sup>2</sup>

<sup>1</sup>Environmental Engineering Department, Faculty of Landscape Architecture and Environmental  
Technology, Universitas Trisakti, Jakarta, Indonesia

<sup>2</sup>College of Policy Science, Ritsumeikan University, Osaka, Japan

\*Corresponding author: [pramiati@trisakti.ac.id](mailto:pramiati@trisakti.ac.id)

#### ABSTRACT

**Aim:** This study aims to analyze the recycling potential of solid waste in Jatinegara sub-district as a basis for optimizing solid waste management with the 3R principle. **Methodology and Results:** The sampling method to calculate the waste generation rate and composition was based on SNI 19-3964-1994. The sampling results showed that the average waste generation of Jatinegara sub-district was 0.22 kg/person/day or 2.02 liters/person/day. With a population of 328,345 in 2020, the waste generation is 663,055 L/day or 663.05 m<sup>3</sup>/day. The waste composition comprises 55.02% organic waste and 44.98% non-organic waste. The composition of organic waste that has the potential to be reprocessed is 38.52%. The potential for recycling non-organic waste is determined by identifying the types of waste that waste banks can accept. The composition of non-organic waste that can be recycled is 26.11%. Non-organic waste that has the potential to be sold to waste banks is 96.26% of total plastic waste, 100% of paper waste, 100% of metal waste, and 100% of glass/glass waste. **Conclusion, significance and impact study:** The total waste that can be recycled in Jatinegara sub-district is 64.62%, and the residue generated is 35.38%. Recycling can reduce waste to 372.76 m<sup>3</sup>/day.

#### MANUSCRIPT HISTORY

- Received  
May 2022
- Revised  
December 2022
- Accepted  
January 2023
- Available online  
April 2023

#### KEYWORDS

- Jatinegara sub-district
- Recycling
- Waste generation
- Waste composition
- Waste potential

## **1. INTRODUCTION**

Solid waste management is a current and future significant problem due to population growth and urbanization (Sinha *et al.*, 2014; Ramandey, 2016). In most regions in Indonesia, the solid waste management system still follows the collection-transportation-disposal paradigm. As a result, the accumulation of solid waste in landfills has become uncontrollable (Fitria *et al.*, 2018). Based on statistical data from the DKI Jakarta Environmental Agency, in 2019, the average amount of solid waste disposed of in the Bantar Gebang landfill was around 6700 tonnes of waste every day. The massive volume of solid waste entering the final processing site resulted from the high volume of solid waste generated and the absence of adequate solid waste management (Ramandey, 2016).

According to data from the National Waste Management Information System (SIPSN), Ministry of Environment and Forestry, Indonesia's solid waste reduction rate in 2021 only achieved 15.56%. Meanwhile, waste recycling is essential in sustainable waste management and environmental conservation (Ekanthalu *et al.*, 2020; Chu *et al.*, 2021), which was also stated by Sheau-Ting, Sin-Yee and Weng-Wai (2016) that waste recycling is suitable for reducing the waste production. Recycling and reusing waste will benefit the overall waste management process, from reducing residual waste to creating jobs in the recycling sector (Senzige *et al.*, 2014). Recycling potential of municipal wastes are come from non-organic waste (Siami *et al.*, 2019).

The waste bank is one of the systems for promoting the collection of recyclable waste and educating the public about the importance of recycling (Alias *et al.*, 2019). Therefore, waste banks can solve the municipal solid waste problem by applying the 3R principle (Warmadewanthi and Haqq, 2019). Recycling activities can save production costs and also reduce pollution in the environment. For example, the paper industry is considered the third largest polluter of air, water, and soil. Still, by recycling paper waste, the paper industry can prevent 95% of air pollution from paper production from raw materials (David, Thangavel and Sankriti, 2019).

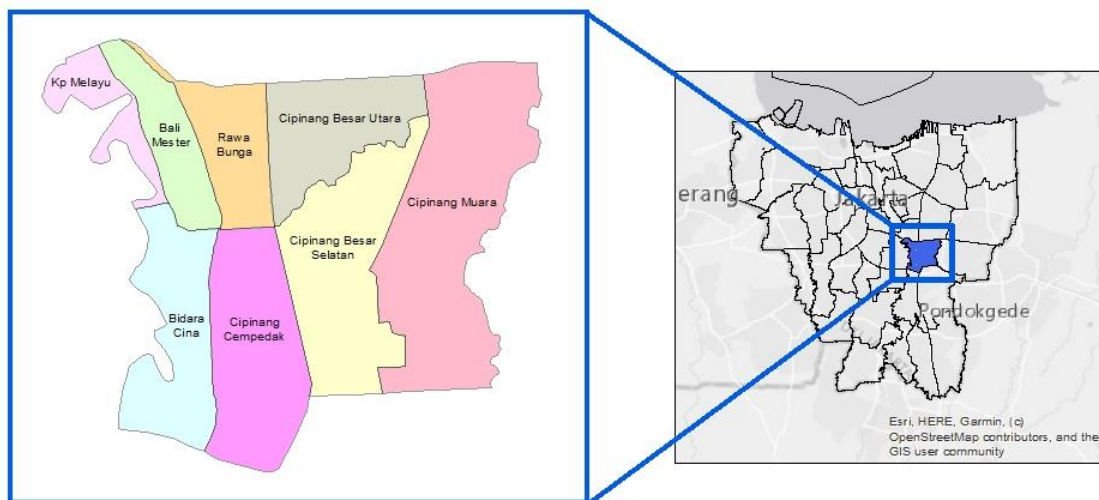
Indonesia has established Law Number 18 of 2008 on Waste Management which shifts the paradigm from waste disposal to waste recycling (Raharjo, Wulandari and Fitriani, 2021). The Presidential Regulation of the Republic of Indonesia Number 97 Year 2017 concerning National Policy and Strategy for the Management of Household Waste and Waste Similar to Household Waste aims to reduce waste by up to 30% by 2025. To achieve success in the waste management system, it is necessary to identify waste composition as a first step in planning a waste

management system by observing the potential of waste that can be recycled (Owojori *et al.*, 2020).

Jatinegara sub-district is one of the sub-districts in the East Jakarta Administrative City, which has an area of 10.25 km<sup>2</sup> or equivalent to 5.45 percent of the East Jakarta City area and has a population of 328,345 people. Waste management in most parts of the Jatinegara sub-district still applies the old paradigm (collect-transport-dispose). Meanwhile, waste disposed of at the Final Processing Site (TPA) is still mixed with the garbage that has the potential to be reused and can be processed into a form with economic value. This study aims to analyze the potential of waste recycling in Jatinegara Sub-district as a basis for planning waste management with a new paradigm, namely by doing the 3Rs. In addition, research on waste recycling potential through this paper can also be applied to all regions in Indonesia, considering that currently, not all regions have adequate data to plan solid waste recycling programs based on their composition.

## 2. RESEARCH METHODOLOGY

The research was conducted in the Jatinegara sub-district, geographically located between 106°49'35" east longitude and 6°10'37" south latitude. Figure 1 shows the location of the Jatinegara sub-district.



**Figure 1** Location of Jatinegara sub-district in DKI Jakarta Province  
(Source: Esri, 2022)



## **2.1 Data Collection Method**

The data collected in this study consisted of primary data and secondary data. Primary data includes data on the rate of waste generation and composition in Jatinegara Sub-district obtained through sampling for 8 days based on SNI 19-3964-1994 concerning Methods of Taking and Measuring Examples of Urban Waste Generation and Composition. Secondary data includes the total population of Jatinegara Sub-district, the percentage of the economic level of Jatinegara Sub-district community, the percentage of land use, and the types of waste that can be sold to waste banks.

## **2.2 Solid Waste Sampling Method**

The use of the stratified random sampling method to determine sample size is a sampling method that is considered heterogeneous, with all individuals having the same opportunity. The sample size was counted according to the economic level of the population, sample locations were selected according to the income level of the community and divided into 3 categories based on the use of electricity capacity in the community and other household facilities. Based on the data from the Population Control Agency of DKI Jakarta, residential buildings at Jatinegara sub-district can be categorized according to their electricity usage capacity with a 13.7% high-income housing percentage, 75.72% middle-income housing and 10.59% low-income housing. The sample size is determined using the formula from SNI 19-3964-1994 as in Equations (1) and (2):

$$S = Cd\sqrt{PS} \quad (1)$$

Cd is the domestic coefficient (0.5 for average/small city) and Ps is the total population. The sample size (S) is divided by the number of household members (n) to count the number of household samples.

$$K = \frac{S}{n} \quad (2)$$

Sampling equipment and supplies to support activities include 40-liter plastic bags, waste volume measuring boxes, and digital scales. Sampling was conducted for 8 days in representative areas, namely in Cipinang Muaraz Village and Cipinang Besar Selatan Village. These two villages

are the largest in size, so they are sufficient to represent one sub-district. First, waste was collected and weighed using a digital scale. Next, the collected waste was mixed well and placed in a sampling box to measure the waste density. Then, waste samples was sorted according to its composition, such as:

1. Organic waste, including food waste, leaves, and branches
2. Plastic
  - a. PET: bottle for cooking oil, jam, soy sauce, chili sauce, and biscuit trays
  - b. HDPE: liquid milk and juice bottles, plastic lids, shopping bags, and ice cream containers
  - c. PVC: shampoo bottle, tubing, pipe
  - d. LDPE: yogurt pots, shopping bags, bread, and fresh food bags, squeezable bottles
  - e. PP: cutlery, food containers, tumblers
  - f. PS: styrofoam containers
  - g. Other: multiplier plastic such as sachets
3. Paper, including HVS, duplex, cardboard, and tetra pack
4. Fabric/textile
5. Metal, including iron, cans, aluminum
6. Glass, including glass bottles, plates, mirrors, and other colored glass
7. Rubber, including rubber bands, rubber slippers, and other rubber in any kind
8. Wood (artificial), including wood plastic composite for furniture
9. Hazardous waste, including medical masks, batteries, electric lights, pressurized cans (aerosols), leftover medicines
10. Other waste, including styrofoam, sanitary waste such as pampers and sanitary napkins, toilet papers, and demolition debris.

### **2.3 Data Analysis Method**

The data collected was quantitatively analyzed in a descriptive method, including waste generation, composition, and recycling potential. Waste generation and waste composition were calculated using the following formula:

$$\text{SW generation rate} = (\% \text{ domestic area} \times a) + (\% \text{ non domestic area} \times b) \quad (3)$$

$$\text{SW Generation} = \text{SW generation rate} \times \text{Population} \quad (4)$$

a = domestic waste generation rate; and b = non domestic waste generation rate.

$$\text{SW Composition} = (a \times 100\%) / (\text{Total Weight of SW}) \quad (5)$$

a = waste weight of each component (kg).

There are two types of waste recycling potential: organic waste and non-organic waste recycling potential. Organic waste recycling potential was determined by separating waste that can be reprocessed. According to Damanhuri and Padmi (2018), types of organic waste can be processed in various ways, namely rice, vegetables, fruits, fish, meat, and garden leaves. The following formula was applied to calculate organic waste recycling potential:

$$\%RP = \frac{a}{b} \times 100\% \quad (6)$$

a = weight of processable organic waste; and b = weight of total organic waste.

For non-organic waste, the potential for waste recycling was determined by looking at the types of waste that can be sold to waste banks. In addition, types of non-organic waste, such as hazardous waste, can be reprocessed by the DKI Jakarta Environment Agency through a third party.

### **3. RESULTS AND DISCUSSION**

#### **3.1 Solid Waste Generation**

Waste generation in Jatinegara Sub-district comes from two sources, namely domestic sources and non-domestic sources. With an average waste density of 95.49 kg/m<sup>3</sup>, residential areas have the highest waste generation rate, especially in high-income residential areas, as shown in Table 1. Furthermore, the average waste generation rate from 3 types of settlements with a sample size of 70 households is 0.26 l/person/day, and the average waste generation rate from non-domestic sources is 0.11 l/person/day. Based on the percentage of land use in Jatinegara Sub-district, 71.82% of the Jatinegara Sub-district area is domestic, and 28.18% is non-domestic, so

the Jatinegara Subdistrict waste generation rate is 2.02 liters/person/day or 0.22 kg/person/day.

**Table 1** Waste generation rate in Jatinegara Sub-district based on sources

Sources	Waste Generation Rate				Units
	kg/unit/day	SD	l/unit/day	SD	
High-Income House	0.30	0.07	2.57	0.60	person
Middle Income House	0.26	0.05	2.34	0.45	person
Low-Income House	0.23	0.05	2.10	0.48	person
Offices	0.03	0.02	0.60	0.45	employee
Store	0.44	0.06	4.15	0.59	employee
Restaurant	0.14	0.04	2.21	0.64	chair
Traditional Market	0.11	0.02	0.67	0.15	m <sup>2</sup>
Mosque	0.03	0.01	0.46	0.10	person
School	0.01	0.02	0.30	0.32	student
Road Sweeping	0.01	0.01	0.15	0.06	m

\*SD: Standard Deviation

With a population of 328,345 people in 2020, the waste generation in Jatinegara Sub-district in 2020 was 663,055 liters/day or 663.05 m<sup>3</sup>/day. With a service level of 87%, the waste transported to Bantar Gebang TPST is 576.85 m<sup>3</sup>/day.

### 3.2 Solid Waste Composition

Waste characterization is one of the essential components of solid waste to determine the best way to manage and treat waste (Widyarsana, Priyanka and Devianto, 2022). Table 2 shows the composition of waste in Jatinegara sub-district. The composition of waste in Jatinegara sub-district consists of 55.02% organic waste and 44.98% non-organic waste. Based on the measurement of waste composition, organic waste is the most significant type of waste generated from community activities, such as cooking, unsold vegetable and fruit scraps from the market, and street sweeping.

After organic waste, plastic waste is the second most prominent type of waste generated in residential areas in Jatinegara Sub-district (14.25%). Meanwhile, the types of waste that include miscellaneous components, such as styrofoam, sanitary waste, and tissue, are also the third type of waste generated by the community, followed by paper waste. The most common type of

plastic waste in residential areas is LDPE (5.71%), in the form of plastic bags. In addition, other plastic waste types, such as sachets, are also generated (3.51%).

**Table 2** Solid waste composition in Jatinegara Sub-district

No	Composition	Domestic source (%)	Non-Domestic source (%)	Average (%)
1	Food waste	62.38%	31.88%	47.13%
2	Leaves and branches	0.50%	15.28%	7.89%
	Total Organic Waste	62.88%	47.16%	55.02%
3	Plastic			
	a) PETE/PET	2.30%	4.12%	3.21%
	b) HDPE	1.87%	0.81%	1.34%
	c) V/PVC	0.06%	0.00%	0.03%
	d) LDPE	5.71%	4.18%	4.94%
	e) PP	0.66%	0.66%	0.66%
	f) PS	0.24%	0.99%	0.61%
	g) Other	3.51%	7.67%	5.59%
4	Paper			
	a) HVS paper	0.33%	3.13%	1.73%
	b) Duplex	2.21%	2.26%	2.23%
	c) Tetra pack	1.09%	0.15%	0.62%
	d) Cardboard	1.32%	6.07%	3.70%
5	Fabric/textile	1.59%	0.08%	0.84%
6	Metal/can	0.77%	0.17%	0.47%
7	Rubber	0.10%	0.09%	0.09%
8	Glass	1.00%	0.20%	0.60%
9	Wood	0.01%	0.04%	0.03%
10	Hazardous waste	1.74%	0.22%	0.98%
11	Other waste	12.61%	21.99%	17.30%
	Total Non-organic Waste	37.12%	52.84%	44.98%
	Total Waste	100%	100%	100%

Based on the measurement of waste composition in non-domestic areas, organic waste is the highest component of waste generated with an average of 47.16%, which comes from unsold vegetable or fruit scraps in the market, food scraps from restaurants and mosques, and leaves and twigs from street sweeping. Furthermore, the average percentage of the plastic waste component is 18.42%, the paper waste component is 11.62%, and the miscellaneous waste component is 21.99%. The type of plastic waste that is generated the most is other types of

plastic, as much as 7.67%, such as food and beverage packaging sachets. At the same time, the most produced type of paper is cardboard, as much as 6.07%.

### **3.3 Solid Waste Recycling Potential**

Waste recycling potential is the potential for waste from the source to be reused or processed into a proper form to reduce the amount of garbage transported to the Bantar Gebang landfill. Based on the sampling results, the most significant waste component in Jatinegara Sub-district is organic waste consisting of food waste, leaves, and twigs. Based on this condition, organic waste processing efforts are needed to reduce the amount of organic waste generated in Jatinegara Sub-district.

For non-organic waste, not all types of trash can go to the waste bank. Furthermore, the potential must be known in advance by looking at the types of waste accepted by the waste bank. Some types of non-organic waste that can be sold in waste banks are plastic waste, paper waste, metal waste, and glass waste. The waste bank accepts types of plastic such as PET, HDPE, LDPE, PP, and other types of plastic waste. Meanwhile, the waste bank also accepts paper waste such as white writing paper, duplex, cardboard, and tetra pack.

There are 46 types of non-organic waste received by the central waste bank, such as mineral glass, plastic bottles, gallon lids (LD), bottle caps (HD), cardboard, pipes, crackle plastic, shard bottles, iron, black HD plastic or polybags, wire, tapes, aluminum and so on, as shown in Figure 2. The implementation of waste banks is a social engineering activity that invites the community to sort waste because it highlights the importance of increasing public awareness of the need to keep inorganic waste generated by households sorted by type and can be saved in waste banks.

A unit waste bank is a waste bank that covers a particular location, such as a neighborhood area (RW), that functions to make it easier for customers to save and submit their sorted products without having to travel long distances. In Jatinegara Sub-district, unit waste banks are located in every neighborhood in each village. Based on the analysis result, the percentage of non-organic waste reduction in Jatinegara District through waste banks is 1.25%. The waste reduction rate in Jatinegara Sub-district is still far from the target of reducing household and similar household waste in 2021, which is 24%, and achieving a reduction target of 30% in 2025.





**Figure 2** Examples of valuable waste

The potential of organic waste that can be reprocessed in Jatinegara Sub-district is 70% of organic waste consisting of food waste, leaves, and twigs. Processing of organic waste in Jatinegara Sub-district using the composting method and maggot cultivation is still actively carried out at the Jatinegara Sub-district Environmental Implementation Unit Office. Furthermore, the potential of non-organic waste that can be quantified in Jatinegara Sub-district is 26.11% of the total waste generated. In other words, up to this moment, the potential of non-organic waste that can be acquired in waste banks is 58.05% of the total non-organic waste. The total organic and non-organic waste that can be recycled in Jatinegara Sub-district is 64.62%, and the residue generated is 35.38%. Table 3 shows the potential for waste recycling in Jatinegara Sub-district.

**Table 3** Solid waste recycling potential in Jatinegara sub-district

No	Composition	Component (%)	Accepted in waste bank	Processable	Recycling potential (%)	Residue (%)
1	Food waste	47.13%		√	32.99%	14.14%
2	Leaves and branches	7.89%		√	5.53%	2.37%
	Organic	55.02%			38.52%	16.51%
3	Plastic					
	a) PETE/PET	3.21%	√		3.21%	
	b) HDPE	1.34%	√		1.34%	
	c) V/PVC	0.03%	√		0.03%	
	d) LDPE	4.94%	√		4.94%	
	e) PP	0.66%	√		0.66%	
	f) PS	0.61%				0.61%
	g) Other	5.59%	√		5.59%	
4	Paper					
	a) HVS paper	1.73%	√		1.73%	
	b) Duplex	2.23%	√		2.23%	
	c) Tetra pack	0.62%	√		0.62%	
	d) Cardboard	3.70%	√		3.70%	
5	Fabric/textile	0.84%				0.84%
6	Metal/can	0.47%	√		0.47%	
7	Rubber	0.09%				0.09%
8	Glass	0.60%	√		0.60%	
9	Wood	0.03%				0.03%
10	Hazardous waste	0.98%		√	0.98%	
11	Other waste	17.30%				17.30%
	Non-organic	44.98%			26.11%	18.87%
Total of Recycling Potential dan Residue					64.62%	35.38%

According to the analysis of waste recycling potential in Table 3, paper waste in the form of white paper or HVS, duplex, cardboard, and tetra pack have a selling potential of 100% of the total waste generation. Metal and glass waste also have a selling potential of 100%. Meanwhile, plastic waste has a sales potential of 96.26% of the total plastic waste generation because waste banks do not accept PS plastic waste. With a waste recycling potential of 64.62%, the waste generated is recycled 372.76 m<sup>3</sup>/day, and the residue that goes to TPST Bantar Gebang is

204.08 m<sup>3</sup>/day.

The percentage of organic waste reduction in Jatinegara Sub-district by processing it into compost and maggot feed is 0.203%. Meanwhile, the percentage of inorganic waste reduction in Jatinegara sub-district through waste banks amounted to 1.25%. A waste recycling potential of 64.62% has not been reached due to a lack of community participation in waste management. For example, the results of observations and analysis of waste processing in existing conditions show that only 21% of waste banks in Jatinegara Sub-district routinely carry out waste weighing and saving activities.

#### **4. CONCLUSION**

The potential for waste recycling in Jatinegara District is 64.62%, and the residue is 35.38%. With the data on recycling potential, a waste management plan can be made with the 3R concept so that the amount of waste entering Bantar Gebang TPST can be reduced according to the potential for waste recycling. To achieve the optimum recycling rate, socialization, education, assistance, and monitoring of the community are needed on an ongoing basis to implement waste segregation from sources with waste grouping consisting of organic and non-organic waste, as well as the 3R concept to reduce waste generation from sources in residential and non-residential areas. It is necessary to optimize waste processing in Jatinegara District through waste banks and TPS 3R to minimize the amount of waste that will be disposed of at Bantar Gebang TPST.

#### **REFERENCES**

- Alias, F. S. *et al.* 2019. Enhancing the Potential of Recyclable Waste Collection through Waste Bank Programme : Experience from Hei in Malaysia. *Journal of the Malaysian Institute of Planners*. 17(2): 158-167.
- National Standarization Agency. SNI 19-3964-1994. Methods of Taking and Measuring Examples of Waste Generation and Composition of Urban Waste.
- Chu, Z. *et al.* 2021. The Potential Value of Recycling Municipal Household Solid Waste in Shanghai, China. *Journal of the Air and Waste Management Association*. 71(3): 285-292. doi:10.1080/10962247.2019.1705435.
- Damanhuri, E., dan Padi, T., *Pengelolaan Sampah Terpadu*, Penerbit ITB, Bandung, 2018, p.153.
- David, A., Thangavel, Y. D. and Sankriti, R. 2019. Way To Reduce the Waste. *International Journal of Mechanical and Production Engineering Research And Development*. 9(3): 31-42.

- Ekanthalu, V. S. *et al.* 2020. Waste Value Potential Analysis of Municipal Solid Waste Produced in the Peri-Urban Area of Zhaoquanying, China. *WIT Transactions on Ecology and the Environment*. 247: 25-34. doi: 10.2495/WM200031.
- Fitria, S., Purwaningrum, P. and Indrawati, D. 2018. Analisis Potensi Daur Ulang Sampah di Kabupaten Lima Puluh Kota, Provinsi Sumatera Barat. *Seminar Nasional Cendekiawan ke 4 Tahun 2018*. d, pp. 753-757.
- Ministry of Environment and Forestry. 2022. *National Waste Management Information System of 2021*. Available at: <https://sipsn.menlhk.go.id/> (Accessed: 20 July 2022).
- Nisa, K. 2020. *Average Amount of Waste Entering The Bantar Gebang Final Waste Disposal Site (TPST), 2019*. Available at: <https://statistik.jakarta.go.id/rata-rata-jumlah-sampah-yang-masuk-ke-tempat-pembuangan-sampah-terakhir-tpst-bantar-gebang-2019/>. (Accessed: 20 April 2022).
- Owojori, O. *et al.* 2020. Characterisation, Recovery and Recycling Potential of Solid Waste in a University of a Developing Economy. *Sustainability (Switzerland)*. 12(12): 1-17. doi: 10.3390/su12125111.
- Raharjo, S., Wulandari, S. and Fitriani, S. 2021. Waste Bank System Improvement for Electronic Waste Recycling in Indonesia: A Case Study Of Padang City. *IOP Conference Series: Earth and Environmental Science*. 802(1). doi: 10.1088/1755-1315/802/1/012053.
- Ramandey, L. B. 2016. Waste Management Strategic Planning (Waste Management in Jayapura City). *Waste Technology*. 4(1): 13-15. doi: 10.12777/wastech.4.1.13-15.
- Republic of Indonesia. 2017. *Presidential Regulation of the Republic of Indonesia Number 97 of 2017 concerning National Policy and Strategy for the Management of Household Waste and Waste Similar to Household Waste*.
- Senzige, J. P. *et al.* 2014. The potential for Solid Waste Recycling in Urban Area of Tanzania : The case of Dar Es Salaam. *International Journal of Environmental Protection and Policy*. 2(5): 147-152. doi: 10.11648/j.ijepp.20140205.11.
- Sheau-Ting, L., Sin-Yee, T. and Weng-Wai, C. 2016. Preferred Attributes of Waste Separation Behaviour: an Empirical Study. *Procedia Engineering*. 145, pp. 738-745. doi: 10.1016/j.proeng.2016.04.094.
- Siami, L., Sutiyorini, T., Janah, N. 2019. Municipal Solid Waste Quantification and Characterization in Banyuwangi, Indonesia. *Indonesian Journal of Urban and Environmental Technology*. 2(2): 189-200. <http://dx.doi.org/10.25105/urbanenvirotech.v2i2.4359>.
- Sinha, S. K. *et al.* 2014. Good Practices Regarding Solid Waste Management and Recycling. *International Journal of Scientific & Engineering Research*. 5(5): 956-964.

- Warmadewanthi and Haqq, M. 2019. Implementation of Waste Banks for Reduction of Solid Waste in South Surabaya. *MATEC Web of Conferences*. 276, p. 06021. doi: 10.1051/mateconf/201927606021.
- Widyarsana, I. M. W., Priyanka, M. A. and Devianto, L. A. 2022. Solid Waste Analysis and Processing Potential in the Tourism Sector: Case Study in Nusa Dua, South Kuta, Bali. *Indonesian Journal of Urban and Environmental Technology*. 5(2): 181-192. doi: 10.25105/urbanenvirotech.v5i2.13538.

# Dewan Riset dan Pengabdian Masyarakat FALTL

## REV+6(1)8\_DOI+FINAL+REACCREDITED Alfa

 THE RECYCLING POTENTIAL OF SOLID WASTE IN JATINEGARA SUB-DISTRICT, EAST JAKARTA

---

### Document Details

**Submission ID****trn:oid::3618:105508849****Submission Date****Jul 23, 2025, 3:34 PM GMT+7****Download Date****Jul 23, 2025, 3:40 PM GMT+7****File Name****REV+6(1)8\_DOI+FINAL+REACCREDITED Alfa.pdf****File Size****1.3 MB****14 Pages****5,107 Words****27,090 Characters**



# 16% Overall Similarity

The combined total of all matches, including overlapping sources, for each database.





## Filtered from the Report

- Bibliography
- Quoted Text
- Small Matches (less than 8 words)




## Exclusions

- 0 Excluded Sources

## Match Groups

-  **61** Not Cited or Quoted 15%  
Matches with neither in-text citation nor quotation marks
-  **6** Missing Quotations 1%  
Matches that are still very similar to source material
-  **0** Missing Citation 0%  
Matches that have quotation marks, but no in-text citation
-  **0** Cited and Quoted 0%  
Matches with in-text citation present, but no quotation marks

## Top Sources

- 10%  Internet sources
- 9%  Publications
- 8%  Submitted works (Student Papers)

## Integrity Flags

0 Integrity Flags for Review

Our system's algorithms look deeply at a document for any inconsistencies that would set it apart from a normal submission. If we notice something strange, we flag it for you to review.

A Flag is not necessarily an indicator of a problem. However, we'd recommend you focus your attention there for further review.

## Match Groups

- 61** Not Cited or Quoted 15%  
Matches with neither in-text citation nor quotation marks
- 6** Missing Quotations 1%  
Matches that are still very similar to source material
- 0** Missing Citation 0%  
Matches that have quotation marks, but no in-text citation
- 0** Cited and Quoted 0%  
Matches with in-text citation present, but no quotation marks

## Top Sources

- 10% Internet sources
- 9% Publications
- 8% Submitted works (Student Papers)

## Top Sources

The sources with the highest number of matches within the submission. Overlapping sources will not be displayed.

<b>1</b>	<b>Student papers</b>		
	<b>Loughborough University on 2025-06-04</b>		<b>2%</b>
<b>2</b>	<b>Internet</b>		
	<b>www.enenstrg.com</b>		<b>1%</b>
<b>3</b>	<b>Publication</b>		
	<b>Yenni Ruslinda, Gebi Fahrurisa, Resti Ayu Lestari, Hendra Gunawan, Muhammad ...</b>		<b>&lt;1%</b>
<b>4</b>	<b>Publication</b>		
	<b>Devita Faradina, Maryono Maryono, Budi Warsito. "The role of waste banks in red...</b>		<b>&lt;1%</b>
<b>5</b>	<b>Publication</b>		
	<b>S.M.R. Mirkarimi, S. Bensaid, D. Chiaramonti. "Conversion of mixed waste plastic i...</b>		<b>&lt;1%</b>
<b>6</b>	<b>Internet</b>		
	<b>sinomicsjournal.com</b>		<b>&lt;1%</b>
<b>7</b>	<b>Internet</b>		
	<b>hau.edu.vn</b>		<b>&lt;1%</b>
<b>8</b>	<b>Student papers</b>		
	<b>Universitas Negeri Jakarta on 2021-10-11</b>		<b>&lt;1%</b>
<b>9</b>	<b>Internet</b>		
	<b>journal.unnes.ac.id</b>		<b>&lt;1%</b>
<b>10</b>	<b>Internet</b>		
	<b>scholar.archive.org</b>		<b>&lt;1%</b>

11	Internet	jurnal.untirta.ac.id	<1%
12	Internet	kitakyu.repo.nii.ac.jp	<1%
13	Publication	Septiria Irawati. "Sensitive Intervention Policy Recommendations to Reduce Stun...	<1%
14	Internet	en.dailysocial.id	<1%
15	Publication	Eddy Rachmad, Ahyahudin Sodri, Yuki MA. Wardhana. "Strategies for Acceleratin...	<1%
16	Publication	D Indrawati, M Lindu, P Denita. "Potential of solid waste utilization as source of r...	<1%
17	Publication	T Tazkiaturrizki, P Soewondo, M Handajani. "Nitrogen removal on recycling water...	<1%
18	Internet	audrynyo.blogspot.com	<1%
19	Student papers	Hogeschool Rotterdam on 2021-06-24	<1%
20	Publication	I Made Wahyu Widyarsana, Made Ari Indra Rahayu. "Solid waste management pl...	<1%
21	Student papers	University of Glasgow on 2024-08-16	<1%
22	Publication	Agus Saefudin, Henita Rahmayanti, Diana Vivanti Sigit, Agung Purwanto. "House...	<1%
23	Publication	I F Abbas, P Purwaningrum, D Indrawati. "Evaluation of waste management in to...	<1%
24	Student papers	Universitas Sebelas Maret on 2021-09-09	<1%

25	Publication	K A Haris, R D Tilottama, M H Robbani, M Yuliani. "Potential quantity of liquid fuel...	<1%
26	Student papers	Universiti Malaysia Terengganu UMT on 2024-02-21	<1%
27	Internet	ejournal.uin-suska.ac.id	<1%
28	Internet	ijcjs.com	<1%
29	Internet	indianentomology.org	<1%
30	Internet	jsi.universitaspertamina.ac.id	<1%
31	Internet	jurnal.poltekesos.ac.id	<1%
32	Internet	oarjst.com	<1%
33	Internet	www.scirp.org	<1%
34	Publication	"COMMUNITY PARTICIPATION ON WASTE BANK TO FACILITATE SUSTAINABLE SOL...	<1%
35	Student papers	Higher Education Commission Pakistan on 2014-04-20	<1%
36	Publication	Jonas Petro Senzige. "The Potential for Solid Waste Recycling in Urban Area of Ta...	<1%
37	Publication	Rizki Aziz, Dina Fitria, Yenni Ruslinda. "Environmental Impact Evaluation of Impro...	<1%
38	Student papers	Trisakti University on 2024-03-11	<1%

39	Student papers	Trisakti University on 2024-09-20	<1%
40	Student papers	Universitas Pendidikan Indonesia on 2019-07-29	<1%
41	Student papers	University Tun Hussein Onn Malaysia on 2023-01-16	<1%
42	Internet	cvodis.com	<1%
43	Internet	ejournal.seaninstitute.or.id	<1%
44	Internet	ejurnal.itenas.ac.id	<1%
45	Internet	www.mdpi.com	<1%
46	Internet	www.mnnfpublisher.com	<1%
47	Internet	www.researchgate.net	<1%

# The Recycling Potential of Solid Waste in Jatinegara Sub-district, East Jakarta

Kuntaryo, Purwaningrum, Tazkiaturrizki, Minarti, Ashardiono  
p-ISSN 2579-9150; e-ISSN 2579-9207, Volume 6, Number 1, page 100-113, April 2023  
Accredited SINTA 2 by Ministry of Research, Technology, and  
Higher Education of The Republic of Indonesia No. 230/E/KPT/2022 on December 30<sup>th</sup>, 2022  
from October 1<sup>st</sup>, 2022 to September 30<sup>th</sup>, 2027

## Indonesian Journal of Urban and Environmental Technology

<https://www.e-journal.trisakti.ac.id/index.php/urbanenvirotech>



### THE RECYCLING POTENTIAL OF SOLID WASTE IN JATINEGARA SUB-DISTRICT, EAST JAKARTA

Alfa Miranti Kuntaryo<sup>1</sup>, Pramati Purwaningrum<sup>1\*</sup>, Tazkiaturrizki Tazkiaturrizki<sup>1</sup>,  
Astari Minarti<sup>1</sup>, Fitrio Ashardiono<sup>2</sup>

<sup>1</sup>Environmental Engineering Department, Faculty of Landscape Architecture and Environmental  
Technology, Universitas Trisakti, Jakarta, Indonesia

<sup>2</sup>College of Policy Science, Ritsumeikan University, Osaka, Japan

\*Corresponding author: [pramati@trisakti.ac.id](mailto:pramati@trisakti.ac.id)

#### ABSTRACT

**Aim:** This study aims to analyze the recycling potential of solid waste in Jatinegara sub-district as a basis for optimizing solid waste management with the 3R principle. **Methodology and Results:** The sampling method to calculate the waste generation rate and composition was based on SNI 19-3964-1994. The sampling results showed that the average waste generation of Jatinegara sub-district was 0.22 kg/person/day or 2.02 liters/person/day. With a population of 328,345 in 2020, the waste generation is 663,055 L/day or 663.05 m<sup>3</sup>/day. The waste composition comprises 55.02% organic waste and 44.98% non-organic waste. The composition of organic waste that has the potential to be reprocessed is 38.52%. The potential for recycling non-organic waste is determined by identifying the types of waste that waste banks can accept. The composition of non-organic waste that can be recycled is 26.11%. Non-organic waste that has the potential to be sold to waste banks is 96.26% of total plastic waste, 100% of paper waste, 100% of metal waste, and 100% of glass/glass waste. **Conclusion, significance and impact study:** The total waste that can be recycled in Jatinegara sub-district is 64.62%, and the residue generated is 35.38%. Recycling can reduce waste to 372.76 m<sup>3</sup>/day.

#### MANUSCRIPT HISTORY

- Received May 2022
- Revised December 2022
- Accepted January 2023
- Available online April 2023

#### KEYWORDS

- Jatinegara sub-district
- Recycling
- Waste generation
- Waste composition
- Waste potential



## *The Recycling Potential of Solid Waste in Jatinegara Sub-district, East Jakarta*

Kuntaryo, Purwaningrum, Tazkiaturrizki, Minarti, Ashardiono  
p-ISSN 2579-9150; e-ISSN 2579-9207, Volume 6, Number 1, page 100-113, April 2023  
Accredited SINTA 2 by Ministry of Research, Technology, and  
Higher Education of The Republic of Indonesia No. 230/E/KPT/2022 on December 30<sup>th</sup>, 2022  
from October 1<sup>st</sup>, 2022 to September 30<sup>th</sup>, 2027

### 1. INTRODUCTION

Solid waste management is a current and future significant problem due to population growth and urbanization (Sinha *et al.*, 2014; Ramandey, 2016). In most regions in Indonesia, the solid waste management system still follows the collection-transportation-disposal paradigm. As a result, the accumulation of solid waste in landfills has become uncontrollable (Fitria *et al.*, 2018). Based on statistical data from the DKI Jakarta Environmental Agency, in 2019, the average amount of solid waste disposed of in the Bantar Gebang landfill was around 6700 tonnes of waste every day. The massive volume of solid waste entering the final processing site resulted from the high volume of solid waste generated and the absence of adequate solid waste management (Ramandey, 2016).

According to data from the National Waste Management Information System (SIPSN), Ministry of Environment and Forestry, Indonesia's solid waste reduction rate in 2021 only achieved 15.56%. Meanwhile, waste recycling is essential in sustainable waste management and environmental conservation (Ekanthalu *et al.*, 2020; Chu *et al.*, 2021), which was also stated by Sheau-Ting, Sin-Yee and Weng-Wai (2016) that waste recycling is suitable for reducing the waste production. Recycling and reusing waste will benefit the overall waste management process, from reducing residual waste to creating jobs in the recycling sector (Senzige *et al.*, 2014). Recycling potential of municipal wastes are come from non-organic waste (Siami *et al.*, 2019).

The waste bank is one of the systems for promoting the collection of recyclable waste and educating the public about the importance of recycling (Alias *et al.*, 2019). Therefore, waste banks can solve the municipal solid waste problem by applying the 3R principle (Warmadewanthi and Haqq, 2019). Recycling activities can save production costs and also reduce pollution in the environment. For example, the paper industry is considered the third largest polluter of air, water, and soil. Still, by recycling paper waste, the paper industry can prevent 95% of air pollution from paper production from raw materials (David, Thangavel and Sankriti, 2019).

Indonesia has established Law Number 18 of 2008 on Waste Management which shifts the paradigm from waste disposal to waste recycling (Raharjo, Wulandari and Fitriani, 2021). The Presidential Regulation of the Republic of Indonesia Number 97 Year 2017 concerning National Policy and Strategy for the Management of Household Waste and Waste Similar to Household Waste aims to reduce waste by up to 30% by 2025. To achieve success in the waste management system, it is necessary to identify waste composition as a first step in planning a waste

### *The Recycling Potential of Solid Waste in Jatinegara Sub-district, East Jakarta*

Kuntaryo, Purwaningrum, Tazkiaturrizki, Minarti, Ashardiono

p-ISSN 2579-9150; e-ISSN 2579-9207, Volume 6, Number 1, page 100-113, April 2023

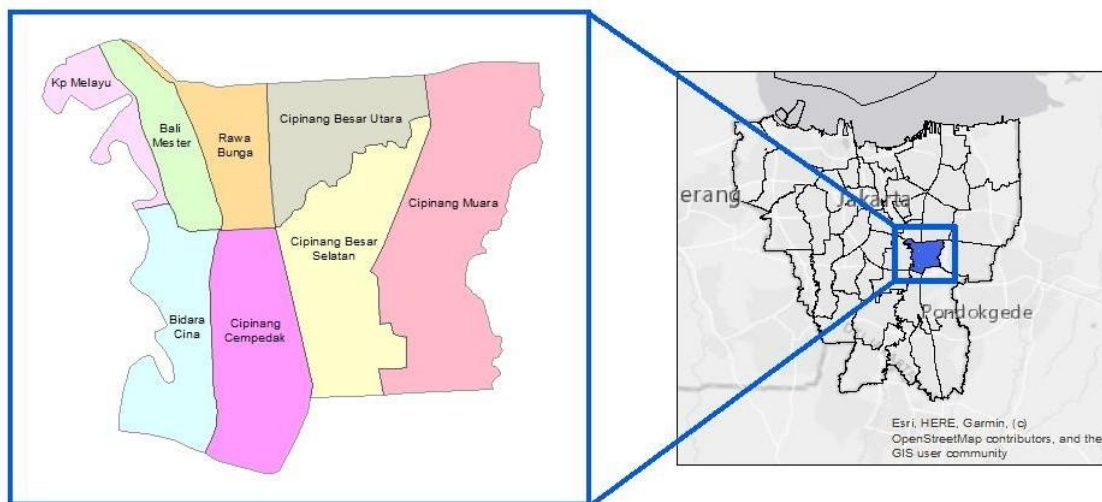
Accredited SINTA 2 by Ministry of Research, Technology, and Higher Education of The Republic of Indonesia No. 230/E/KPT/2022 on December 30<sup>th</sup>, 2022 from October 1<sup>st</sup>, 2022 to September 30<sup>th</sup>, 2027

management system by observing the potential of waste that can be recycled (Owojori *et al.*, 2020).

Jatinegara sub-district is one of the sub-districts in the East Jakarta Administrative City, which has an area of 10.25 km<sup>2</sup> or equivalent to 5.45 percent of the East Jakarta City area and has a population of 328,345 people. Waste management in most parts of the Jatinegara sub-district still applies the old paradigm (collect-transport-dispose). Meanwhile, waste disposed of at the Final Processing Site (TPA) is still mixed with the garbage that has the potential to be reused and can be processed into a form with economic value. This study aims to analyze the potential of waste recycling in Jatinegara Sub-district as a basis for planning waste management with a new paradigm, namely by doing the 3Rs. In addition, research on waste recycling potential through this paper can also be applied to all regions in Indonesia, considering that currently, not all regions have adequate data to plan solid waste recycling programs based on their composition.

## 2. RESEARCH METHODOLOGY

The research was conducted in the Jatinegara sub-district, geographically located between 106°49'35" east longitude and 6°10'37" south latitude. Figure 1 shows the location of the Jatinegara sub-district.



**Figure 1** Location of Jatinegara sub-district in DKI Jakarta Province  
(Source: Esri, 2022)

## The Recycling Potential of Solid Waste in Jatinegara Sub-district, East Jakarta

Kuntaryo, Purwaningrum, Tazkiaturrizki, Minarti, Ashardiono

p-ISSN 2579-9150; e-ISSN 2579-9207, Volume 6, Number 1, page 100-113, April 2023

Accredited SINTA 2 by Ministry of Research, Technology, and

Higher Education of The Republic of Indonesia No. 230/E/KPT/2022 on December 30<sup>th</sup>, 2022

from October 1<sup>st</sup>, 2022 to September 30<sup>th</sup>, 2023

### 2.1 Data Collection Method

The data collected in this study consisted of primary data and secondary data. Primary data includes data on the rate of waste generation and composition in Jatinegara Sub-district obtained through sampling for 8 days based on SNI 19-3964-1994 concerning Methods of Taking and Measuring Examples of Urban Waste Generation and Composition. Secondary data includes the total population of Jatinegara Sub-district, the percentage of the economic level of Jatinegara Sub-district community, the percentage of land use, and the types of waste that can be sold to waste banks.

### 2.2 Solid Waste Sampling Method

The use of the stratified random sampling method to determine sample size is a sampling method that is considered heterogeneous, with all individuals having the same opportunity. The sample size was counted according to the economic level of the population, sample locations were selected according to the income level of the community and divided into 3 categories based on the use of electricity capacity in the community and other household facilities. Based on the data from the Population Control Agency of DKI Jakarta, residential buildings at Jatinegara sub-district can be categorized according to their electricity usage capacity with a 13.7% high-income housing percentage, 75.72% middle-income housing and 10.59% low-income housing. The sample size is determined using the formula from SNI 19-3964-1994 as in Equations (1) and (2) :

$$S = Cd\sqrt{PS} \quad (1)$$

Cd is the domestic coefficient (0.5 for average/small city) and Ps is the total population. The sample size (S) is divided by the number of household members (n) to count the number of household samples.

$$K = \frac{S}{n} \quad (2)$$

Sampling equipment and supplies to support activities include 40-liter plastic bags, waste volume measuring boxes, and digital scales. Sampling was conducted for 8 days in representative areas, namely in Cipinang Muaraz Village and Cipinang Besar Selatan Village. These two villages

# **The Recycling Potential of Solid Waste in Jatinegara Sub-district, East Jakarta**

Kuntaryo, Purwaningrum, Tazkiaturrizki, Minarti, Ashardiono

p-ISSN 2579-9150; e-ISSN 2579-9207, Volume 6, Number 1, page 100-113, April 2023

Accredited SINTA 2 by Ministry of Research, Technology, and

Higher Education of The Republic of Indonesia No. 230/E/KPT/2022 on December 30<sup>th</sup>, 2022

from October 1<sup>st</sup>, 2022 to September 30<sup>th</sup>, 2027

are the largest in size, so they are sufficient to represent one sub-district. First, waste was collected and weighed using a digital scale. Next, the collected waste was mixed well and placed in a sampling box to measure the waste density. Then, waste samples was sorted according to its composition, such as:

1. Organic waste, including food waste, leaves, and branches
2. Plastic
  - a. PET: bottle for cooking oil, jam, soy sauce, chili sauce, and biscuit trays
  - b. HDPE: liquid milk and juice bottles, plastic lids, shopping bags, and ice cream containers
  - c. PVC: shampoo bottle, tubing, pipe
  - d. LDPE: yogurt pots, shopping bags, bread, and fresh food bags, squeezable bottles
  - e. PP: cutlery, food containers, tumblers
  - f. PS: styrofoam containers
  - g. Other: multiplier plastic such as sachets
3. Paper, including HVS, duplex, cardboard, and tetra pack
4. Fabric/textile
5. Metal, including iron, cans, aluminum
6. Glass, including glass bottles, plates, mirrors, and other colored glass
7. Rubber, including rubber bands, rubber slippers, and other rubber in any kind
8. Wood (artificial), including wood plastic composite for furniture
9. Hazardous waste, including medical masks, batteries, electric lights, pressurized cans (aerosols), leftover medicines
10. Other waste, including styrofoam, sanitary waste such as pampers and sanitary napkins, toilet papers, and demolition debris.

## **2.3 Data Analysis Method**

The data collected was quantitatively analyzed in a descriptive method, including waste generation, composition, and recycling potential. Waste generation and waste composition were calculated using the following formula:

$$\text{SW generation rate} = (\% \text{ domestic area} \times a) + (\% \text{ non domestic area} \times b) \quad (3)$$

# **The Recycling Potential of Solid Waste in Jatinegara Sub-district, East Jakarta**

Kuntaryo, Purwaningrum, Tazkiaturrizki, Minarti, Ashardiono  
p-ISSN 2579-9150; e-ISSN 2579-9207, Volume 6, Number 1, page 100-113, April 2023  
Accredited SINTA 2 by Ministry of Research, Technology, and  
Higher Education of The Republic of Indonesia No. 230/E/KPT/2022 on December 30<sup>th</sup>, 2022  
from October 1<sup>st</sup>, 2022 to September 30<sup>th</sup>, 2022

$$\text{SW Generation} = \text{SW generation rate} \times \text{Population} \quad (4)$$

a = domestic waste generation rate; and b = non domestic waste generation rate.

$$\text{SW Composition} = (a \times 100\%) / (\text{Total Weight of SW}) \quad (5)$$

a = waste weight of each component (kg).

There are two types of waste recycling potential: organic waste and non-organic waste recycling potential. Organic waste recycling potential was determined by separating waste that can be reprocessed. According to Damanhuri and Padmi (2018), types of organic waste can be processed in various ways, namely rice, vegetables, fruits, fish, meat, and garden leaves. The following formula was applied to calculate organic waste recycling potential:

$$\%RP = \frac{a}{b} \times 100\% \quad (6)$$

a = weight of processable organic waste; and b = weight of total organic waste.

For non-organic waste, the potential for waste recycling was determined by looking at the types of waste that can be sold to waste banks. In addition, types of non-organic waste, such as hazardous waste, can be reprocessed by the DKI Jakarta Environment Agency through a third party.

## **3. RESULTS AND DISCUSSION**

### **3.1 Solid Waste Generation**

Waste generation in Jatinegara Sub-district comes from two sources, namely domestic sources and non-domestic sources. With an average waste density of 95.49 kg/m<sup>3</sup>, residential areas have the highest waste generation rate, especially in high-income residential areas, as shown in Table

1. Furthermore, the average waste generation rate from 3 types of settlements with a sample size of 70 households is 0.26 l/person/day, and the average waste generation rate from non-domestic sources is 0.11 l/person/day. Based on the percentage of land use in Jatinegara Sub-district, 71.82% of the Jatinegara Sub-district area is domestic, and 28.18% is non-domestic, so

### *The Recycling Potential of Solid Waste in Jatinegara Sub-district, East Jakarta*

Kuntaryo, Purwaningrum, Tazkiaturrizki, Minarti, Ashardiono

p-ISSN 2579-9150; e-ISSN 2579-9207, Volume 6, Number 1, page 100-113, April 2023

Accredited SINTA 2 by Ministry of Research, Technology, and

Higher Education of The Republic of Indonesia No. 230/E/KPT/2022 on December 30<sup>th</sup>, 2022

from October 1<sup>st</sup>, 2022 to September 30<sup>th</sup>, 2027

the Jatinegara Subdistrict waste generation rate is 2.02 liters/person/day or 0.22 kg/person/day.

**Table 1** Waste generation rate in Jatinegara Sub-district based on sources

Sources	Waste Generation Rate				Units
	kg/unit/day	SD	l/unit/day	SD	
High-Income House	0.30	0.07	2.57	0.60	person
Middle Income House	0.26	0.05	2.34	0.45	person
Low-Income House	0.23	0.05	2.10	0.48	person
Offices	0.03	0.02	0.60	0.45	employee
Store	0.44	0.06	4.15	0.59	employee
Restaurant	0.14	0.04	2.21	0.64	chair
Traditional Market	0.11	0.02	0.67	0.15	m <sup>2</sup>
Mosque	0.03	0.01	0.46	0.10	person
School	0.01	0.02	0.30	0.32	student
Road Sweeping	0.01	0.01	0.15	0.06	m

\*SD: Standard Deviation

With a population of 328,345 people in 2020, the waste generation in Jatinegara Sub-district in 2020 was 663,055 liters/day or 663.05 m<sup>3</sup>/day. With a service level of 87%, the waste transported to Bantar Gebang TPST is 576.85 m<sup>3</sup>/day.

### 3.2 Solid Waste Composition

Waste characterization is one of the essential components of solid waste to determine the best way to manage and treat waste (Widyarsana, Priyanka and Devianto, 2022). Table 2 shows the composition of waste in Jatinegara sub-district. The composition of waste in Jatinegara sub-district consists of 55.02% organic waste and 44.98% non-organic waste. Based on the measurement of waste composition, organic waste is the most significant type of waste generated from community activities, such as cooking, unsold vegetable and fruit scraps from the market, and street sweeping.

After organic waste, plastic waste is the second most prominent type of waste generated in residential areas in Jatinegara Sub-district (14.25%). Meanwhile, the types of waste that include miscellaneous components, such as styrofoam, sanitary waste, and tissue, are also the third type of waste generated by the community, followed by paper waste. The most common type of



### The Recycling Potential of Solid Waste in Jatinegara Sub-district, East Jakarta

Kuntaryo, Purwaningrum, Tazkiaturrizki, Minarti, Ashardiono  
p-ISSN 2579-9150; e-ISSN 2579-9207, Volume 6, Number 1, page 100-113, April 2023  
Accredited SINTA 2 by Ministry of Research, Technology, and  
Higher Education of The Republic of Indonesia No. 230/E/KPT/2022 on December 30<sup>th</sup>, 2022  
from October 1<sup>st</sup>, 2022 to September 30<sup>th</sup>, 2027

plastic waste in residential areas is LDPE (5.71%), in the form of plastic bags. In addition, other plastic waste types, such as sachets, are also generated (3.51%).

**Table 2** Solid waste composition in Jatinegara Sub-district

No	Composition	Domestic source (%)	Non-Domestic source (%)	Average (%)
1	Food waste	62.38%	31.88%	47.13%
2	Leaves and branches	0.50%	15.28%	7.89%
	Total Organic Waste	62.88%	47.16%	55.02%
3	Plastic			
	a) PETE/PET	2.30%	4.12%	3.21%
	b) HDPE	1.87%	0.81%	1.34%
	c) V/PVC	0.06%	0.00%	0.03%
	d) LDPE	5.71%	4.18%	4.94%
	e) PP	0.66%	0.66%	0.66%
	f) PS	0.24%	0.99%	0.61%
	g) Other	3.51%	7.67%	5.59%
4	Paper			
	a) HVS paper	0.33%	3.13%	1.73%
	b) Duplex	2.21%	2.26%	2.23%
	c) Tetra pack	1.09%	0.15%	0.62%
	d) Cardboard	1.32%	6.07%	3.70%
5	Fabric/textile	1.59%	0.08%	0.84%
6	Metal/can	0.77%	0.17%	0.47%
7	Rubber	0.10%	0.09%	0.09%
8	Glass	1.00%	0.20%	0.60%
9	Wood	0.01%	0.04%	0.03%
10	Hazardous waste	1.74%	0.22%	0.98%
11	Other waste	12.61%	21.99%	17.30%
	Total Non-organic Waste	37.12%	52.84%	44.98%
	Total Waste	100%	100%	100%

Based on the measurement of waste composition in non-domestic areas, organic waste is the highest component of waste generated with an average of 47.16%, which comes from unsold vegetable or fruit scraps in the market, food scraps from restaurants and mosques, and leaves and twigs from street sweeping. Furthermore, the average percentage of the plastic waste component is 18.42%, the paper waste component is 11.62%, and the miscellaneous waste component is 21.99%. The type of plastic waste that is generated the most is other types of

### *The Recycling Potential of Solid Waste in Jatinegara Sub-district, East Jakarta*

Kuntaryo, Purwaningrum, Tazkiaturrizki, Minarti, Ashardiono

p-ISSN 2579-9150; e-ISSN 2579-9207, Volume 6, Number 1, page 100-113, April 2023

Accredited SINTA 2 by Ministry of Research, Technology, and

Higher Education of The Republic of Indonesia No. 230/E/KPT/2022 on December 30<sup>th</sup>, 2022

from October 1<sup>st</sup>, 2022 to September 30<sup>th</sup>, 2027

plastic, as much as 7.67%, such as food and beverage packaging sachets. At the same time, the most produced type of paper is cardboard, as much as 6.07%.

### 3.3 Solid Waste Recycling Potential

Waste recycling potential is the potential for waste from the source to be reused or processed into a proper form to reduce the amount of garbage transported to the Bantar Gebang landfill. Based on the sampling results, the most significant waste component in Jatinegara Sub-district is organic waste consisting of food waste, leaves, and twigs. Based on this condition, organic waste processing efforts are needed to reduce the amount of organic waste generated in Jatinegara Sub-district.

For non-organic waste, not all types of trash can go to the waste bank. Furthermore, the potential must be known in advance by looking at the types of waste accepted by the waste bank. Some types of non-organic waste that can be sold in waste banks are plastic waste, paper waste, metal waste, and glass waste. The waste bank accepts types of plastic such as PET, HDPE, LDPE, PP, and other types of plastic waste. Meanwhile, the waste bank also accepts paper waste such as white writing paper, duplex, cardboard, and tetra pack.

There are 46 types of non-organic waste received by the central waste bank, such as mineral glass, plastic bottles, gallon lids (LD), bottle caps (HD), cardboard, pipes, crackle plastic, shard bottles, iron, black HD plastic or polybags, wire, tapes, aluminum and so on, as shown in Figure 2. The implementation of waste banks is a social engineering activity that invites the community to sort waste because it highlights the importance of increasing public awareness of the need to keep inorganic waste generated by households sorted by type and can be saved in waste banks.

A unit waste bank is a waste bank that covers a particular location, such as a neighborhood area (RW), that functions to make it easier for customers to save and submit their sorted products without having to travel long distances. In Jatinegara Sub-district, unit waste banks are located in every neighborhood in each village. Based on the analysis result, the percentage of non-organic waste reduction in Jatinegara District through waste banks is 1.25%. The waste reduction rate in Jatinegara Sub-district is still far from the target of reducing household and similar household waste in 2021, which is 24%, and achieving a reduction target of 30% in 2025.

# **The Recycling Potential of Solid Waste in Jatinegara Sub-district, East Jakarta**

Kuntaryo, Purwaningrum, Tazkiaturrizki, Minarti, Ashardiono

p-ISSN 2579-9150; e-ISSN 2579-9207, Volume 6, Number 1, page 100-113, April 2023

Accredited SINTA 2 by Ministry of Research, Technology, and

Higher Education of The Republic of Indonesia No. 230/E/KPT/2022 on December 30<sup>th</sup>, 2022

from October 1<sup>st</sup>, 2022 to September 30<sup>th</sup>, 2027



**Figure 2** Examples of valuable waste

The potential of organic waste that can be reprocessed in Jatinegara Sub-district is 70% of organic waste consisting of food waste, leaves, and twigs. Processing of organic waste in Jatinegara Sub-district using the composting method and maggot cultivation is still actively carried out at the Jatinegara Sub-district Environmental Implementation Unit Office. Furthermore, the potential of non-organic waste that can be quantified in Jatinegara Sub-district is 26.11% of the total waste generated. In other words, up to this moment, the potential of non-organic waste that can be acquired in waste banks is 58.05% of the total non-organic waste. The total organic and non-organic waste that can be recycled in Jatinegara Sub-district is 64.62%, and the residue generated is 35.38%. Table 3 shows the potential for waste recycling in Jatinegara Sub-district.

### The Recycling Potential of Solid Waste in Jatinegara Sub-district, East Jakarta

Kuntaryo, Purwaningrum, Tazkiaturrizki, Minarti, Ashardiono  
p-ISSN 2579-9150; e-ISSN 2579-9207, Volume 6, Number 1, page 100-113, April 2023  
Accredited SINTA 2 by Ministry of Research, Technology, and  
Higher Education of The Republic of Indonesia No. 230/E/KPT/2022 on December 30<sup>th</sup>, 2022  
from October 1<sup>st</sup>, 2022 to September 30<sup>th</sup>, 2027

**Table 3** Solid waste recycling potential in Jatinegara sub-district

No	Composition	Component (%)	Accepted in waste bank	Processable	Recycling potential (%)	Residue (%)
1	Food waste	47.13%		√	32.99%	14.14%
2	Leaves and branches	7.89%		√	5.53%	2.37%
	Organic	55.02%			38.52%	16.51%
3	Plastic					
	a) PETE/PET	3.21%	√		3.21%	
	b) HDPE	1.34%	√		1.34%	
	c) V/PVC	0.03%	√		0.03%	
	d) LDPE	4.94%	√		4.94%	
	e) PP	0.66%	√		0.66%	
	f) PS	0.61%				0.61%
	g) Other	5.59%	√		5.59%	
4	Paper					
	a) HVS paper	1.73%	√		1.73%	
	b) Duplex	2.23%	√		2.23%	
	c) Tetra pack	0.62%	√		0.62%	
	d) Cardboard	3.70%	√		3.70%	
5	Fabric/textile	0.84%				0.84%
6	Metal/can	0.47%	√		0.47%	
7	Rubber	0.09%				0.09%
8	Glass	0.60%	√		0.60%	
9	Wood	0.03%				0.03%
10	Hazardous waste	0.98%		√	0.98%	
11	Other waste	17.30%				17.30%
	Non-organic	44.98%			26.11%	18.87%
Total of Recycling Potential dan Residue					64.62%	35.38%

According to the analysis of waste recycling potential in Table 3, paper waste in the form of white paper or HVS, duplex, cardboard, and tetra pack have a selling potential of 100% of the total waste generation. Metal and glass waste also have a selling potential of 100%. Meanwhile, plastic waste has a sales potential of 96.26% of the total plastic waste generation because waste banks do not accept PS plastic waste. With a waste recycling potential of 64.62%, the waste generated is recycled 372.76 m<sup>3</sup>/day, and the residue that goes to TPST Bantar Gebang is

### ***The Recycling Potential of Solid Waste in Jatinegara Sub-district, East Jakarta***

Kuntaryo, Purwaningrum, Tazkiaturrizki, Minarti, Ashardiono

p-ISSN 2579-9150; e-ISSN 2579-9207, Volume 6, Number 1, page 100-113, April 2023

Accredited SINTA 2 by Ministry of Research, Technology, and

Higher Education of The Republic of Indonesia No. 230/E/KPT/2022 on December 30<sup>th</sup>, 2022

from October 1<sup>st</sup>, 2022 to September 30<sup>th</sup>, 2027

204.08 m<sup>3</sup>/day.

The percentage of organic waste reduction in Jatinegara Sub-district by processing it into compost and maggot feed is 0.203%. Meanwhile, the percentage of inorganic waste reduction in Jatinegara sub-district through waste banks amounted to 1.25%. A waste recycling potential of 64.62% has not been reached due to a lack of community participation in waste management. For example, the results of observations and analysis of waste processing in existing conditions show that only 21% of waste banks in Jatinegara Sub-district routinely carry out waste weighing and saving activities.

## **4. CONCLUSION**

The potential for waste recycling in Jatinegara District is 64.62%, and the residue is 35.38%. With the data on recycling potential, a waste management plan can be made with the 3R concept so that the amount of waste entering Bantar Gebang TPST can be reduced according to the potential for waste recycling. To achieve the optimum recycling rate, socialization, education, assistance, and monitoring of the community are needed on an ongoing basis to implement waste segregation from sources with waste grouping consisting of organic and non-organic waste, as well as the 3R concept to reduce waste generation from sources in residential and non-residential areas. It is necessary to optimize waste processing in Jatinegara District through waste banks and TPS 3R to minimize the amount of waste that will be disposed of at Bantar Gebang TPST.

## **REFERENCES**

- Alias, F. S. *et al.* 2019. Enhancing the Potential of Recyclable Waste Collection through Waste Bank Programme : Experience from Hei in Malaysia. *Journal of the Malaysian Institute of Planners*. 17(2): 158-167.
- National Standarization Agency. SNI 19-3964-1994. Methods of Taking and Measuring Examples of Waste Generation and Composition of Urban Waste.
- Chu, Z. *et al.* 2021. The Potential Value of Recycling Municipal Household Solid Waste in Shanghai, China. *Journal of the Air and Waste Management Association*. 71(3): 285-292. doi:10.1080/10962247.2019.1705435.
- Damanhuri, E., dan Padmi, T., *Pengelolaan Sampah Terpadu*, Penerbit ITB, Bandung, 2018, p.153.
- David, A., Thangavel, Y. D. and Sankriti, R. 2019. Way To Reduce the Waste. *International Journal of Mechanical and Production Engineering Research And Development*. 9(3): 31-42.

# ***The Recycling Potential of Solid Waste in Jatinegara Sub-district, East Jakarta***

Kuntaryo, Purwaningrum, Tazkiaturrizki, Minarti, Ashardiono

p-ISSN 2579-9150; e-ISSN 2579-9207, Volume 6, Number 1, page 100-113, April 2023

Accredited SINTA 2 by Ministry of Research, Technology, and

Higher Education of The Republic of Indonesia No. 230/E/KPT/2022 on December 30<sup>th</sup>, 2022

from October 1<sup>st</sup>, 2022 to September 30<sup>th</sup>, 2027

Ekanthalu, V. S. *et al.* 2020. Waste Value Potential Analysis of Municipal Solid Waste Produced in the Peri-Urban Area of Zhaoquanying, China. *WIT Transactions on Ecology and the Environment*. 247: 25-34. doi: 10.2495/WM200031.

Fitria, S., Purwaningrum, P. and Indrawati, D. 2018. Analisis Potensi Daur Ulang Sampah di Kabupaten Lima Puluh Kota, Provinsi Sumatera Barat. *Seminar Nasional Cendekiawan ke 4 Tahun 2018*. d, pp. 753-757.

Ministry of Environment and Forestry. 2022. *National Waste Management Information System of 2021*. Available at: <https://sipsn.menlhk.go.id/> (Accessed: 20 July 2022).

Nisa, K. 2020. *Average Amount of Waste Entering The Bantar Gebang Final Waste Disposal Site (TPST), 2019*. Available at: <https://statistik.jakarta.go.id/rata-rata-jumlah-sampah-yang-masuk-ke-tempat-pembuangan-sampah-terakhir-tpst-bantar-gebang-2019/>. (Accessed: 20 April 2022).

Owojori, O. *et al.* 2020. Characterisation, Recovery and Recycling Potential of Solid Waste in a University of a Developing Economy. *Sustainability (Switzerland)*. 12(12): 1-17. doi: 10.3390/su12125111.

Raharjo, S., Wulandari, S. and Fitriani, S. 2021. Waste Bank System Improvement for Electronic Waste Recycling in Indonesia: A Case Study Of Padang City. *IOP Conference Series: Earth and Environmental Science*. 802(1). doi: 10.1088/1755-1315/802/1/012053.

Ramandey, L. B. 2016. Waste Management Strategic Planning (Waste Management in Jayapura City). *Waste Technology*. 4(1): 13-15. doi: 10.12777/wastech.4.1.13-15.

Republic of Indonesia. 2017. *Presidential Regulation of the Republic of Indonesia Number 97 of 2017 concerning National Policy and Strategy for the Management of Household Waste and Waste Similar to Household Waste*.

Senzige, J. P. *et al.* 2014. The potential for Solid Waste Recycling in Urban Area of Tanzania : The case of Dar Es Salaam. *International Journal of Environmental Protection and Policy*. 2(5): 147-152. doi: 10.11648/j.ijepp.20140205.11.

Sheau-Ting, L., Sin-Yee, T. and Weng-Wai, C. 2016. Preferred Attributes of Waste Separation Behaviour: an Empirical Study. *Procedia Engineering*. 145, pp. 738-745. doi: 10.1016/j.proeng.2016.04.094.

Siami, L., Sutiyorini, T., Janah, N. 2019. Municipal Solid Waste Quantification and Characterization in Banyuwangi, Indonesia. *Indonesian Journal of Urban and Environmental Technology*. 2(2): 189-200. <http://dx.doi.org/10.25105/urbanenvirotech.v2i2.4359>.

Sinha, S. K. *et al.* 2014. Good Practices Regarding Solid Waste Management and Recycling. *International Journal of Scientific & Engineering Research*. 5(5): 956-964.

***The Recycling Potential of Solid Waste in Jatinegara Sub-district, East Jakarta***

Kuntaryo, Purwaningrum, Tazkiaturrizki, Minarti, Ashardiono

p-ISSN 2579-9150; e-ISSN 2579-9207, Volume 6, Number 1, page 100-113, April 2023

Accredited SINTA 2 by Ministry of Research, Technology, and

Higher Education of The Republic of Indonesia No. 230/E/KPT/2022 on December 30<sup>th</sup>, 2022

from October 1<sup>st</sup>, 2022 to September 30<sup>th</sup>, 2027

- Warmadewanthi and Haqq, M. 2019. Implementation of Waste Banks for Reduction of Solid Waste in South Surabaya. *MATEC Web of Conferences*. 276, p. 06021. doi: 10.1051/mateconf/201927606021.
- Widyarsana, I. M. W., Priyanka, M. A. and Devianto, L. A. 2022. Solid Waste Analysis and Processing Potential in the Tourism Sector: Case Study in Nusa Dua, South Kuta, Bali. *Indonesian Journal of Urban and Environmental Technology*. 5(2): 181-192. doi: 10.25105/urbanenvirotech.v5i2.13538.