

Bioremediation of iron and manganese heavy metal polluted soil by mixed culture of *Acetobacter tropicalis* and *Lactobacillus fermentum*

by Sheilla Marendra

Submission date: 11-Dec-2024 01:43PM (UTC+0700)

Submission ID: 2548804612

File name: Nugraha_2023_IOP_Conf._Ser._Earth_Environ._Sci._1203_012006.pdf (861.84K)

Word count: 3261

Character count: 16969

PAPER · OPEN ACCESS

Bioremediation of iron and manganese heavy metal polluted soil by mixed culture of *Acetobacter tropicalis* and *Lactobacillus fermentum*

To cite this [article](#): H T Nugraha ²⁴ *et al* 2023 *IOP Conf. Ser.: Earth Environ. Sci.* **1203** 012006

View the [article online](#) for updates and enhancements.

You may also like

- ² - [Professional and Social Media Sites \(SMSs\): Motives and Positive Values of Accommodating Social Media Sites \(SMSs\) in Teaching Practices according to Indonesian Professional Educators: A Case Study in Two Indonesian Higher Educational Institutions](#)
J Y Luke and Y L Billy
- ¹⁸ - [SIDE MAGNETIC RECONNECTIONS INDUCED BY CORONAL MASS EJECTIONS: OBSERVATIONS AND SIMULATIONS](#)
A. Bemporad, A. Soenen, C. Jacobs et al.
- ¹⁴ - [Finding Lensed Direct-collapse Black Holes and Supermassive Primordial Stars](#)
Anton Vikaeus, Daniel J. Whalen and Erik Zackrisson



ECS The Electrochemical Society
Advancing solid state & electrochemical science & technology

247th ECS Meeting
Montréal, Canada
May 18-22, 2025
Palais des Congrès de Montréal

Showcase your science!

Abstract submission deadline extended: December 20

ECS UNITED

Bioremediation of iron and manganese heavy metal polluted soil by mixed culture of *Acetobacter tropicalis* and *Lactobacillus fermentum*

H T Nugraha, A Rinanti²¹, A Wijayanti, S Aphirta

²¹Environmental Engineering Department, Faculty of Architecture Landscape and Environmental Technology, Universitas Trisakti, Jakarta, Indonesia 11450
astririnanti@trisakti.ac.id

Abstract. The research aim was to determine the growth response of mixed cultures of *Acetobacter tropicalis* and *Lactobacillus fermentum* in Stone Mineral Salt solutions (SMSs) and soil containing Acid Mine Drainage (AMD) in controlled batches. The first stage was the cultivation in SMS²⁷ followed by preparation of the pollutant source and sensitivity test. The second phase was the removal of heavy metals from iron and manganese in AMD by mixed bacterial cultures in SMSs with the contact time for 48, 96, 144, 192 hours, and pH 2, 3, 5, 7. The third stage was the removal on soil media with the same contact time. Research result showed that the sensitivity test of bacterium was resistant to heavy metals iron and manganese. The highest removal efficiency of iron and manganese was 94.89% at a contact time of 96 hours, while the highest removal efficiency at pH 7 was 93.79%. The removal of iron and manganese heavy metals on soil had a removal efficiency of 69.91% at a contact time of 144 hours. This study showed that a mixed culture of *Acetobacter tropicalis* and *Lactobacillus fermentum* could be an effective bacterium in removing heavy metals from iron and manganese in AMD-contaminated soil.

Keywords. Bioremediation, Acid Mine Drainage, Iron and Manganese Heavy Metal Removal, *Acetobacter tropicalis*, *Lactobacillus fermentum*

1. Introduction

As the mining industry develops, problems and impacts will also increase, such as environmental pollution, especially on the soil around mining sites. Polluted soil due to industrial activities can disrupt the biodiversity in the soil and a²⁵ct the environmental balance. Wastewater containing heavy metals with highly aci¹⁶ properties is referred to as Acid Mine Drainage (AMD) [1]. Acid Mine Drainage occurs due to the natural oxidation of minerals sulfides such as pyrite, chalcopyrite, pyrrhotite, arsenopyrite, which when exposed to air and water will produce acid waste that dissolves heavy metals so that it has the potential to pollute the environment [2]. Mining soil that is exposed to water will cause the dissolution of minerals and metals, causing a decrease in pH in the soil which causes reduced plant fertility [13].

Mining soil that is exposed to water will cause the dissolution of minerals and metals, causing a decrease in pH in the soil which causes the problem of reduced plant fertility. The problem of AMD pollution can be overcome by increasing the acidity level and removing dissolved metals. There are two events in processing AMD, namely with active processing and passi²⁸ processing. Active processing is more suitable for mining areas that are still active, because it requires regular addition of reactants, while passive methods are more suitable for mining areas that have stopped operating [3]. AMD processing



carried out with active processing is generally carried out by chemical methods or physical methods. The neutralization process is carried out by utilizing chemicals $\text{Ca}(\text{OH})_2$ (hydrated lime) or CaCO_3 (calcium carbonate), NaOH (caustic soda) or Na_2CO_3 (soda ash) while physical methods include coagulation, flocculation, and sedimentation. Processing of physical or chemical methods is an effective method for processing AMD, but this treatment requires relatively high maintenance and operational costs and is feared to cause secondary pollution [4,3].

Passive treatment with bioremediation-based biology is a natural, economical, sustainable approach that can restore contaminated soil, surface water, and groundwater, with the help of microorganisms such as bacteria, fungi, algae, protozoa. Passive treatment methods with bioremediation are considered environmentally friendly because they utilize naturally occurring microbes in soil and groundwater that do not pose a harmful threat to surrounding humans [5,6,7,14].

Therefore, the solution needed to answer these problems is to preserve commodities in an effective and simple way. One of the innovations is doing UV irradiation and cooling. The purpose of this study was to determine the growth response of a mixed culture of bacteria *Acetobacter tropicalis* and *Lactobacillus fermentum* against heavy metal contaminants of iron and manganese in liquid and solid media containing heavy metals iron and manganese and determine the efficiency of removal of heavy metals from iron and manganese by mixed culture of *Acetobacter tropicalis* and *Lactobacillus fermentum* bacteria in liquid and solid media.

2. Research Method

2.1 Cultivation of Mixed Culture of *Acetobacter tropicalis* and *Lactobacillus fermentum* bacteria

Cultivation of mixed cultures of *Acetobacter tropicalis* and *Lactobacillus fermentum* bacteria was carried out by batch or limited culture using SMSs liquid media. Cultivation in mixed culture is carried out to grow a mixed culture of bacteria to reach exponential conditions. Cultivation of this mixed bacterial culture is carried out by taking into account the environmental conditions suitable for the mixed bacterial culture, namely temperature, contact time, and pH. Cultivation of this mixed culture was carried out in a 250 mL erlenmeyer container with the use of 80% of the capacity. Cultivation of mixed bacterial cultures on media containing AMD was carried out by adding 10% (v/v) AMD to the media. The composition of the cultivation of mixed bacterial cultures without the addition of AMD in liquid media was 75% SMSs media, 5% molasses as an additional carbon content, and 20% mixed bacterial cultures. Cultivation of mixed bacterial cultures in SMSs media containing AMD had a composition of 70% SMSs media, 5% molasses, 5% AAT, and 20% mixed bacterial cultures.

2.2 Bacterial Mixed Culture Sensitivity Test to Acid Mine Drainage

This sensitivity test was conducted to determine the sensitivity of a mixed culture of bacteria *Acetobacter tropicalis* and *Lactobacillus fermentum* to heavy metals iron and manganese present in Acid Mine Drainage (AMD). This sensitivity test was carried out in Nutrient Agar (NA) solid media exposed to a mixed culture of *Acetobacter tropicalis* and *Lactobacillus fermentum* bacteria by adding disc paper containing AMD.

2.3 Test for Removal of Heavy Metals of Iron and Manganese in Liquid Media SMSs

The removal of iron and manganese in the liquid medium of SMSs was carried out in two stages with the aim of obtaining the optimum conditions in terms of contact time (hours) and pH. The heavy metal removal test in liquid media has two stages, First phase is optimization of pH, and second phase is optimization of contact time. In the first phase iron and manganese removal test, the optimization of pH. The independent variable is pH with variations of 2, 3, 5, 7 while the fixed variable is temperature with room temperature of 30o C, 10% AAT concentration (v/v), and contact time for 96 hours. The highest removal of iron and manganese from one of these pH variations was used as a suitable pH for the growth of mixed cultures of bacteria *Acetobacter tropicalis* and *Lactobacillus fermentum* to remove iron and manganese. This pH will be the optimum pH for mixed cultures of *Acetobacter tropicalis* and *Lactobacillus fermentum* bacteria to remove iron and manganese. In the first phase iron and manganese removal test, the optimization of pH. The independent variable is pH with variations of 2, 3, 5, 7 while

the fixed variable is temperature with room temperature of 30° C, 10% AMD concentration (v/v), and contact time for 96 hours. The highest removal of iron and manganese from one of these pH variations was used as a suitable pH for the growth of mixed cultures of bacteria *Acetobacter tropicalis* and *Lactobacillus fermentum* to remove iron and manganese. This pH will be the optimum pH for mixed cultures of *Acetobacter tropicalis* and *Lactobacillus fermentum* bacteria to remove iron and manganese.

5

5.4 Test for Removal of Iron and Manganese in Solid Media Contaminated Soil AMD

The removal of iron and manganese in AD by mixed cultures of *Acetobacter tropicalis* and *Lactobacillus fermentum* in solid media was carried out in soil media that had been exposed to AMD. Tests for removal of iron and manganese on solid media were not carried out in stages, because environmental conditions were controlled such as temperature and pH for the growth of mixed cultures of *Acetobacter tropicalis* and *Lactobacillus fermentum* bacteria. In the optimization of contact time, the independent variables at the contact time (hours) were 48, 96, 144, and 192 hours while the fixed variables were room temperature and optimum pH of the research in liquid media. The highest removal of iron and manganese from one of these contact time variations was used as a suitable and optimum contact time for the growth of mixed cultures of bacteria *Acetobacter tropicalis* and *Lactobacillus fermentum* in removing heavy metals of iron and manganese.

3. Results and Discussion

Cultivation of mixed cultures of *Acetobacter tropicalis* and *Lactobacillus fermentum* bacteria carried out with the addition of AMD had a higher number of bacterial cells than those without AMD. This shows that the mixed culture of *Acetobacter tropicalis* and *Lactobacillus fermentum* bacteria can utilize the heavy metals contained in AMD as a source of nutrients. Seen in the growth curve, at 72 hours the number of bacteria increased higher reaching 210 cells/mL and the number of bacteria decreased at 120 hours to 198 cells/mL.

In Figure 1. it can be seen that the increase in the number of mixed culture cells of bacteria *Acetobacter tropicalis* and *Lactobacillus fermentum* in solid media continued for up to 168 hours, reaching 359 cells/mL. This phase is called the exponential phase of a mixed culture of *Acetobacter tropicalis* and *Lactobacillus fermentum* bacteria in their growth, while at 264 hours the mixed culture of *Acetobacter tropicalis* and *Lactobacillus fermentum* bacteria reached a stationary phase leading to death, because the number of cells in the soil had decreased, which reached 340 cells/mL.

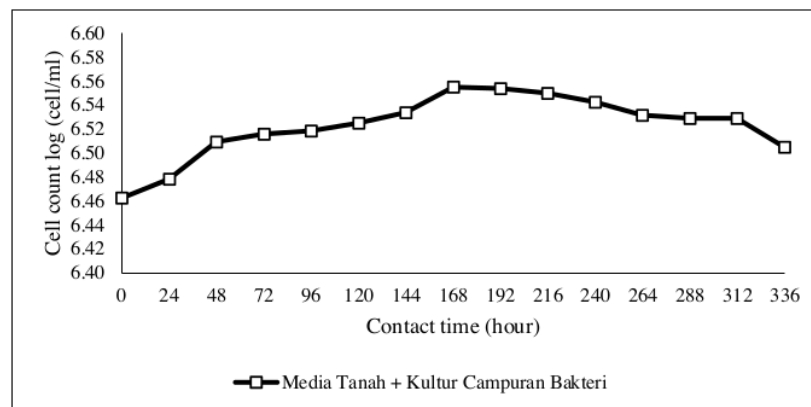


Figure 1. Growth Curve of Mixed Culture of *Acetobacter tropicalis* and *Lactobacillus fermentum* Bacteria in Solid Media Contaminated Soil AMD

Based on Figure 2, it can be seen that the mixed culture of *Acetobacter tropicalis* and *Lactobacillus fermentum* bacteria was able to remove iron and manganese at a very acidic pH as characteristic of AMD with the removal percentage reaching 86.53%. The highest of iron and manganese occurred at pH 7, which is a neutral pH for the growth of *Acetobacter tropicalis* and *Lactobacillus fermentum* bacteria with a removal efficiency of 93.79%, based on [12], endosulfan bioremediation on various soil layers with a concentration level of 2 mg/g was conducted on the pH level of 7, while the lowest removal efficiency occurred at pH 3, which was 83.96%. From the results of the removal efficiency, it can be seen that a mixed culture of *Acetobacter tropicalis* and *Lactobacillus fermentum* bacteria can stay alive and help remove iron and manganese by utilizing these metals as additional nutrients as evidenced by the level of removal efficiency above 80% at acidic to neutral pH. and proved [10] where the mixed culture of these bacteria has excellent survival in the acidic pH range, which is 1.5 – 3.5. Refer to [11] bioremediation has the capability to function synergistically in utilizing heavy metals as a source of nutrient to expand its allowance by 50%.

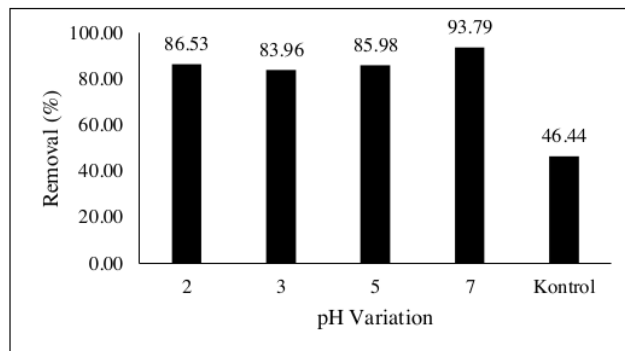


Figure 2. Removal of Heavy Metals Iron and Manganese (%) on Variation of pH in Liquid Media SMSs

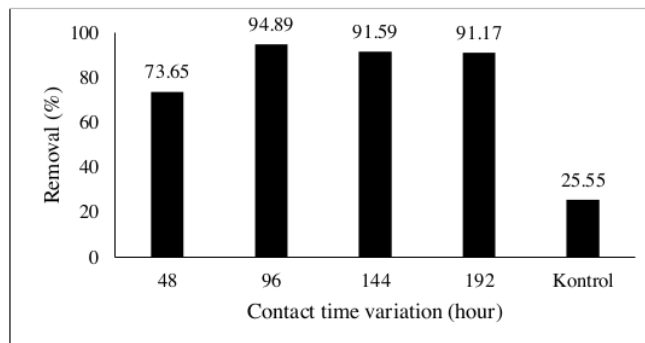


Figure 3. Removal of Heavy Metals Iron and Manganese (%) on Variation of Contact Time in Liquid Media SMSs

From these results, it can be seen in Figure 3, the highest removal of iron and manganese occurred within a contact time of 96 hours with an initial concentration of iron 8.3 mg/L and manganese 204.6 mg/L being 0.39 mg/L for a concentration the final concentration of iron and 11.44 mg/L for the final concentration of manganese so that the removal percentage was 94.89%. The same result [9] shows that the highest iron metal removal occurred on 144 hours of contact time with a removal percentage of 96%. The lowest percentage of iron and manganese removal occurred at a contact time of 48 hours with the

initial concentration of iron 8.3 mg/L and manganese 204.6 mg/L being the final concentration of iron 1.88 mg/L and manganese 61.49 mg./L, so that the percentage of allowance is 73.65%. The percentage of removal efficiency for heavy metals iron and manganese continued to increase with increasing contact time up to 96 hours. At a contact time of 192 hours, the percentage of removal was reduced to 91.17%. It can be seen that the percentage of removal will continue to increase up to a contact time of 96 hours, but the addition of a contact time of more than 96 hours will not cause the removal to increase. The optimum contact time for a mixed culture of *Acetobacter tropicalis* and *Lactobacillus fermentum* bacteria to remove 8.3 mg/L iron and 204.6 mg/L manganese was 96 hours.

In this study, the optimum pH in previous studies in SMSs liquid media was pH 7. The control batch was prepared with the composition of soil contaminated with AMD and rice husk as bulking agent. After analysis, the concentration of iron and manganese in soil containing AMD was 4008.13 mg/L and 456.72 mg/L. The heavy metal content of iron and manganese in the control batch after 96 hours was reduced to 3908.2 mg/L and 440.82 mg/L. Changes in the concentration of iron and manganese in the control batch showed that the physical process did not have much influence in the process of this research. The results of heavy metal removal of iron and manganese in solid media can be seen in Figure 4 which is the result of removal of heavy metals of iron and manganese in graphical form.

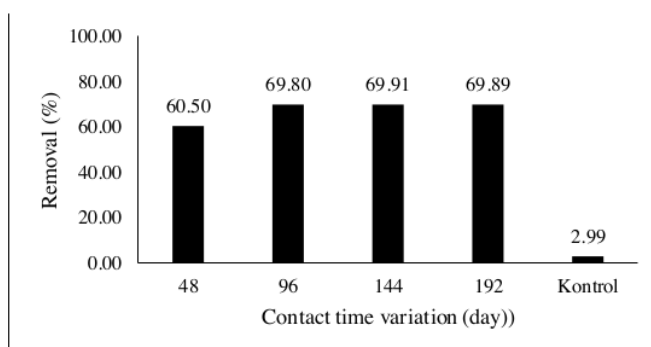


Figure 4. Removal of Iron and Manganese (%) on Variation of contact time in Solid Media of Soil Contaminated with AMD

4. Conclusion

Mixed cultures of *Acetobacter tropicalis* and *Lactobacillus fermentum* bacteria were resistant to media containing AMD (iron and manganese) as evidenced by the absence of inhibition zones. Physical and chemical factors play less role in the removal of iron and manganese. Removal of iron and manganese in solid media requires a longer contact time compared to removal of iron and manganese in liquid media due to mixed culture contact of iron and manganese more easily occur in liquid media, so that iron and manganese is more likely to be quickly removed.

References

- [1] Gordio et al, 2014. Prediction of acid mine drainage occurrence at the Inata gold mine-Burkina Faso, West Africa. *Academia Journal of Environmental Sciences* 2 (23):043-051
- [2] Bwapwa, Joseph. 2017. Bioremediation of acid mine drainage using algae strains : A review. *South African Journal of Chemical Engineering* 24, 62-70
- [3] Pondja Jr et al, 2014. A Survey of Experience Gained from the Treatment of Coal Mine Wastewater. *Journal of Water Resource and Protection* Vol.06 No.18
- [4] Hussain, A., Zhang, M., et al, 2016. Ionotropic Chemosensory Receptors Mediate the Taste and Smell of Polyamines. *PLoS Biol.*14(5)

- [5] Ayangbenro et al. 2017. *A New Strategy for Heavy Metal Polluted Environments : A Review of Microbial Biosorbents*. International Journal of Environment Research and Public Health 14(1):94
- [6] Gupta, A., Dutta, A., Sarkar, J., Panigrahi, M. K., & Sar, P. 2018. *Low-abundance members of the firmicutes facilitate bioremediation of soil impacted by highly acidic mine drainage from the Malankhand copper project, India*. Frontiers in Microbiology, 9(DEC).
- [7] Mohanty et al, 2018. *Composites from renewable and sustainable resources : Challenges and Innovations*. Science vol. 362, No.6414
- [8] Villegas-Plazas, M., Sanabria, J., & Junca, H. 2019. *A composite taxonomical and functional framework of microbiomes under acid mine drainage bioremediation systems*. In Journal of Environmental Management (Vol. 251). Academic Press
- [9] Sihotang, M., Rinanti, Astri., Fachrul M F. 2021. *Heavy metal removal and acid mine drainage neutralization with bioremediation approach*. IOP Conf. Series : Earth and Environmental Science 894 (2021) 012041
- [10] Srinu, B., Madhava Rao, T., Mallikarjuna Reddy, P. v., & Kondal Reddy, K. (2013). *Evaluation of different lactic acid bacterial strains for probiotic characteristics*. Veterinary World, 6(10), 785–788
- [11] Vernans, Anna Kristina Rosa., Iswanto, Bambang., Rinanti, Astri. 2019. *Bioremediation of Soil Polluted with Copper (Cu²⁺) by Mixed Culture Bacteria Thiobacillus sp. And Clostridium sp.* International Journal of Scientific & Technology Search Volume 8, Issue 12.
- [12] Pipit, A., Ratnaningsih., Rinanti, Astri. 2021. *Endosulfan insecticide removal planning with bioaugmentation-landfarming bioremediation method*. IOP Conf.Series : Earth and Environment Science 894 (2021)
- [13] Sariwahyuni, (2012). *Rehabilitasi lahan bekas tambang PT. Incosorowako dengan bahan organik, bakteri pelarut fosfat dan bakteri pereduksi nikel*. J. Riset Industri, VI (2): 149-155.
- [14] Kumar, M., Sinharoy, A., & Pakshirajan, K. 2018. *Process integration for biological sulfate reduction in a carbon monoxide fed packed bed reactor*. Journal of Environmental Management, 219, 294–303

Bioremediation of iron and manganese heavy metal polluted soil by mixed culture of Acetobacter tropicalis and Lactobacillus fermentum

ORIGINALITY REPORT

18%

SIMILARITY INDEX

15%

INTERNET SOURCES

11%

PUBLICATIONS

%

STUDENT PAPERS

PRIMARY SOURCES

- 1 Pankaj Kumar Chaurasia, Nagraj, Nagendra Sharma, Sunita Kumari et al. "Fungal Assisted Bio-Treatment of Environmental Pollutants with Comprehensive Emphasis on Noxious Heavy Metals: Recent Updates", *Biotechnology and Bioengineering*, 2022
Publication 1%
- 2 china.iopscience.iop.org
Internet Source 1%
- 3 www.researchsquare.com
Internet Source 1%
- 4 www.ijstr.org
Internet Source 1%
- 5 Lawrence K. Wang, Jiaping Paul Chen, Yung-Tse Hung, Nazih K. Shammam. "Heavy Metals in the Environment", CRC Press, 2019
Publication 1%
- 6 gyan.iitg.ernet.in
Internet Source 1%

| | | |
|----|--|-----|
| 7 | pdfs.semanticscholar.org Internet Source | 1 % |
| 8 | www.citethisforme.com Internet Source | 1 % |
| 9 | uho.ac.id Internet Source | 1 % |
| 10 | bioscriptionblog.com Internet Source | 1 % |
| 11 | www.scirp.org Internet Source | 1 % |
| 12 | Yu Yang, Bo Li, Lulu Che, Menghua Li, Pu Liu, Tao Li, Ye Luo. "A review on 'source prevention, process control, end recovery' trinity-comprehensive treatment technology for acid mine drainage", <i>Process Safety and Environmental Protection</i> , 2024 Publication | 1 % |
| 13 | newmethoddrivingschool.org Internet Source | 1 % |
| 14 | export.arxiv.org Internet Source | 1 % |
| 15 | fmipa.unj.ac.id Internet Source | 1 % |
| 16 | academiapublishing.org Internet Source | 1 % |

| | | |
|----|---|------|
| 17 | journals.plos.org Internet Source | 1 % |
| 18 | www.aanda.org Internet Source | 1 % |
| 19 | www.akademisains.gov.my Internet Source | <1 % |
| 20 | www.sciencegate.app Internet Source | <1 % |
| 21 | www.trijurnal.lemlit.trisakti.ac.id Internet Source | <1 % |
| 22 | Özge Demirel, Hasret Güneş, Canan Can. "Sustainable and modern bio-based technologies: new approaches to food safety and security", Environment, Development and Sustainability, 2024 Publication | <1 % |
| 23 | worldwidescience.org Internet Source | <1 % |
| 24 | fmmpp.uhsp.edu.ua Internet Source | <1 % |
| 25 | uir.unisa.ac.za Internet Source | <1 % |
| 26 | www.frontiersin.org Internet Source | <1 % |

27

Abin Sebastian, Ashwini Nangia, Majeti N.V. Prasad. "Iron Oxide Nanoparticles and Reclamation of Mine Sites", Elsevier BV, 2018

Publication

<1 %

28

Estêvão A. Pondja Jr., Kenneth M. Persson, Nelson P. Matsinhe. "A Survey of Experience Gained from the Treatment of Coal Mine Wastewater", Journal of Water Resource and Protection, 2014

Publication

<1 %

29

Jinquan Chen, Shengjiong Deng, Wei Jia, Xuan Li, Junjun Chang. "Removal of multiple heavy metals from mining-impacted water by biochar-filled constructed wetlands: Adsorption and biotic removal routes", Bioresource Technology, 2021

Publication

<1 %

Exclude quotes Off

Exclude matches Off

Exclude bibliography Off