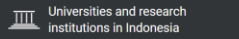
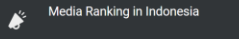
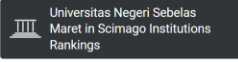


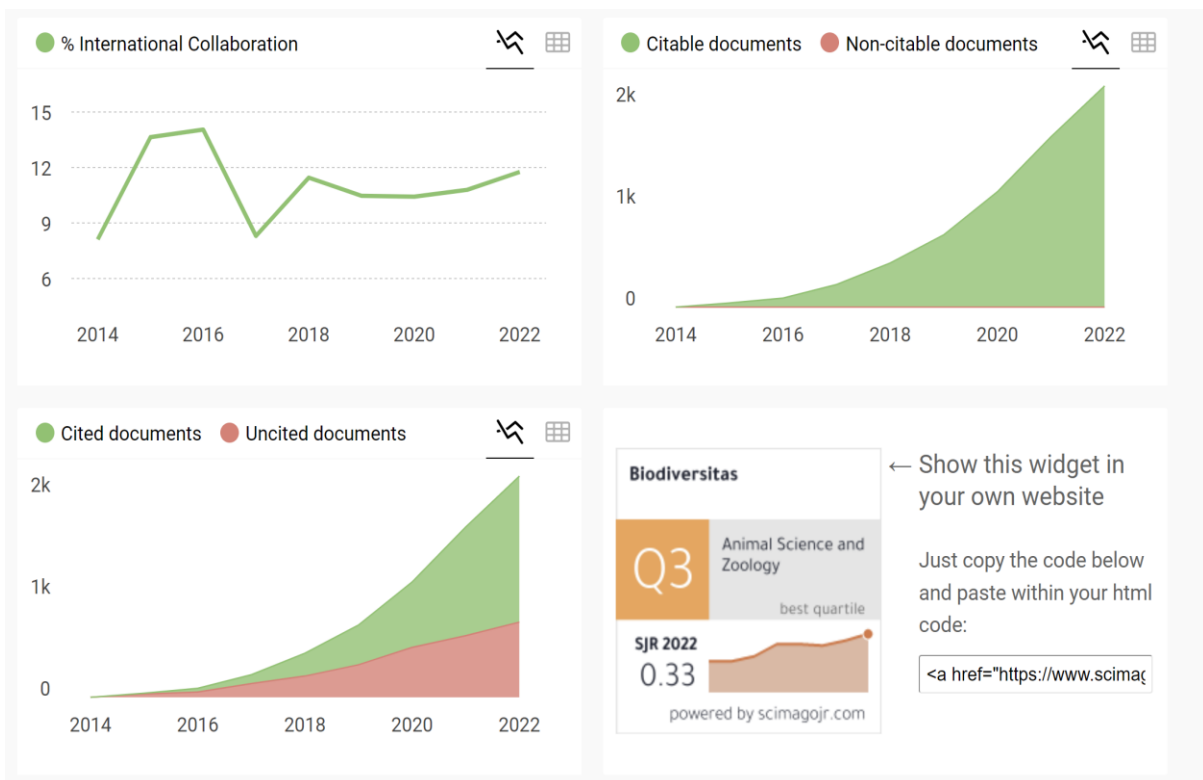
# Biodiversitas

<b>COUNTRY</b>  Indonesia   	<b>SUBJECT AREA AND CATEGORY</b>  Agricultural and Biological Sciences └ Animal Science and Zoology └ Plant Science  Biochemistry, Genetics and Molecular Biology └ Molecular Biology	<b>PUBLISHER</b>  Biology department, Sebelas Maret University Surakarta  
<b>H-INDEX</b>  <b>22</b>	<b>PUBLICATION TYPE</b>  Journals	<b>ISSN</b>  1412033X, 20854722
<b>COVERAGE</b>  2014-2022	<b>INFORMATION</b>  <a href="#">Homepage</a> <a href="#">How to publish in this journal</a> <a href="mailto:grahameagleton@gmail.com">grahameagleton@gmail.com</a>	

## SCOPE

"Biodiversitas, Journal of Biological Diversity" or Biodiversitas encourages submission of manuscripts dealing with all biodiversity aspects of plants, animals and microbes at the level of gene, species, and ecosystem.

 Join the conversation about this journal



ISSN: 1412-033X  
E-ISSN: 2085-4722

# BIODIVERSITAS

Journal of Biological Diversity

Volume 23 - Number 4 - April 2022



**Front cover: *Pulsatilla patens* (L.) Mill.**  
**(PHOTO: SERIK A. KUBENTAYEV)**

---

**Published monthly**

**PRINTED IN INDONESIA**

ISSN: 1412-033X

E-ISSN: 2085-4722



# BIODIVERSITAS

Journal of Biological Diversity  
Volume 23 – Number 5 – May 2022

ISSN/E-ISSN:

1412-033X (printed edition), 2085-4722 (electronic)

## EDITORIAL BOARD:

**Abdel Fattah N.A. Rabou** (Palestine), **Agnieszka B. Najda** (Poland), **Ajay Kumar Gautam** (India), **Alan J. Lymbery** (Australia), **Annisa** (Indonesia), **Bambang H. Saharjo** (Indonesia), **Daiane H. Nunes** (Brazil), **Darlina Md. Naim** (Malaysia), **Ghulam Hassan Dar** (India), **Hassan Pourbabaie** (Iran), **Joko R. Witono** (Indonesia), **Kartika Dewi** (Indonesia), **Katsuhiko Kondo** (Japan), **Kusumadewi Sri Yulita** (Indonesia), **Livia Wanntorp** (Sweden), **M. Jayakara Bhandary** (India), **Mahdi Reyahi-Khoram** (Iran), **Mahendra K. Rai** (India), **Mahesh K. Adhikari** (Nepal), **Maria Panitsa** (Greece), **Mochamad A. Soendjoto** (Indonesia), **Mohamed M.M. Najim** (Srilanka), **Mohib Shah** (Pakistan), **Nurhasanah** (Indonesia), **Praptiwi** (Indonesia), **Rasool B. Tareen** (Pakistan), **Seyed Aliakbar Hedayati** (Iran), **Seyed Mehdi Talebi** (Iran), **Shahabuddin** (Indonesia), **Shahir Shamsir** (Malaysia), **Shri Kant Tripathi** (India), **Subhash C. Santra** (India), **Sugeng Budiharta** (Indonesia), **Sugiyarto** (Indonesia), **Taufiq Purna Nugraha** (Indonesia), **Yosep S. Mau** (Indonesia)

## EDITOR-IN-CHIEF:

S u t a r n o

## EDITORIAL MEMBERS:

English Editors: **Graham Eagleton** (grahameagleton@gmail.com), **Suranto** (surantouns@gmail.com); Technical Editor: **Solichatun** (solichatun\_s@yahoo.com), **Artini Pangastuti** (pangastuti\_tutut@yahoo.co.id); Distribution & Marketing: **Rita Rakhmawati** (oktia@yahoo.com); Webmaster: **Ari Pitoyo** (aripitoyo@yahoo.com)

## MANAGING EDITORS:

**Ahmad Dwi Setyawan** (unsjournals@gmail.com)

## PUBLISHER:

The Society for Indonesian Biodiversity

## CO-PUBLISHER:

Department of Biology, Faculty of Mathematics and Natural Sciences, Sebelas Maret University, Surakarta

## ADDRESS:

Jl. Ir. Sutami 36A Surakarta 57126. Tel. +62-271-7994097, Tel. & Fax.: +62-271-663375, email: editors@smujo.id

## ONLINE:

biodiversitas.mipa.uns.ac.id; smujo.id/biodiv



Society for Indonesia  
Biodiversity



Sebelas Maret University  
Surakarta

## GUIDANCE FOR AUTHORS

**Aims and Scope** *Biodiversitas*, *Journal of Biological Diversity* or *Biodiversitas* encourages submission of manuscripts dealing with all aspects of biodiversity including plants, animals and microbes at the level of the gene, species, and ecosystem. Ethnobiology papers are also considered.

**Article types** The journal seeks original full-length: (1) **Research papers**, (2) **Reviews**, and (3) **Short communications**. Original research manuscripts are limited to 8,000 words (including tables and picture), or proportional with articles in this publication number. Review articles are also limited to 8,000 words, while Short communications should be less than 2,000 words, except for pre-study.

**Submission** The journal only accepts online submission, through open journal system (<https://smujo.id/biodiv/about/submissions>) or email to the editors at [unsjournals@gmail.com](mailto:unsjournals@gmail.com). Submitted manuscripts should be the original works of the author(s). Please ensure that the manuscript is submitted using the *Biodiversitas* template, which can be found at (<https://biodiversitas.mipa.uns.ac.id/D/guidance.htm>). The manuscript must be accompanied by a cover letter containing the article title, the first name and last name of all the authors, a paragraph describing the claimed novelty of the findings versus current knowledge. Please also provide a list of five potential reviewers in your cover letter. Submission of a manuscript implies that the submitted work has not been published before (except as part of a thesis or report, or abstract); and is not being considered for publication elsewhere. When a manuscript written by a group, all authors should read and approve the final version of the submitted manuscript and its revision; and agree the submission of manuscripts for this journal. All authors should have made substantial contributions to the concept and design of the research, acquisition of the data and its analysis; drafting of the manuscript and correcting of the revision. All authors must be responsible for the quality, accuracy, and ethics of the work.

**Ethics** Author(s) must obedient to the law and/or ethics in treating the object of research and pay attention to the legality of material sources and intellectual property rights.

**Copyright** If the manuscript is accepted for publication, the author(s) still hold the copyright and retain publishing rights without restrictions. Authors are allowed to reproduce articles as long as they are not used for commercial purposes. For the new invention, authors are suggested to manage its patent before published.

**Open access** The journal is committed to free-open access that does not charge readers or their institutions for access. Readers are entitled to read, download, copy, distribute, print, search, or link to the full texts of articles, as long as not for commercial purposes. The license type is CC-BY-NC-SA.

**Acceptance** Only articles written in U.S. English are accepted for publication. Manuscripts will be reviewed by editors and invited reviewers (double blind review) according to their disciplines. Authors will generally be notified of acceptance, rejection, or need for revision within 1 to 2 months of receipt. Manuscripts will be rejected if the content does not in line with the journal scope, does not meet the standard quality, is in an inappropriate format, contains complicated grammar, dishonesty (i.e. plagiarism, duplicate publications, fabrication of data, citations manipulation, etc.), or ignoring correspondence in three months. The primary criteria for publication are scientific quality and biological significance. **Uncorrected proofs** will be sent to the corresponding author by email as .doc or .docx files for checking and correcting of typographical errors. To avoid delay in publication, corrected proofs should be returned in 7 days. The accepted papers will be published online in a chronological order at any time, but printed in January, April, July and October.

**A charge** Starting on January 1, 2017, publishing costs waiver is granted to foreign (non-Indonesian) authors who first publish the manuscript in this journal, especially for graduate students from developing countries. However, other authors are charged USD 250 (IDR 3,500,000).

**Reprints** The sample journal reprint is only available by special request. Additional copies may be purchased when ordering by sending back the uncorrected proofs by email. Manuscript preparation Manuscript is typed on A4 (210x297 mm<sup>2</sup>) paper size, in a single column, single space, 10-point (10 pt) Times New Roman font. The margin text is 3 cm from the top, 2 cm from the bottom, and 1.8 cm from the left and right. Smaller lettering size can be applied in presenting table and figure (9 pt). Word processing program or additional software can be used, however, it must be PC compatible, use the *Biodiversitas* template, and Microsoft Word based (.doc or .rtf; not .docx). **Scientific names** of species (incl. subspecies, variety, etc.) should be written in italics, except in italicised sentences. Scientific names (Genus, species, author), and cultivar or strain should be mentioned completely for the first time mentioning it in the body text, especially for taxonomic manuscripts. The Genus name can be shortened after first mention, except where this may generate confusion. Name of the author can be eliminated after first mentioning. For example, *Rhizopus oryzae* L. UICC 524, hereinafter can be written as *R. oryzae* UICC 524. Using trivial names should be avoided. **Biochemical and chemical nomenclature** should follow the order of the IUPAC - IUB. For DNA sequence, it is better used Courier New font. Standard chemical abbreviations can be applied for common and clear used, for example, completely written butilic hydroxyl toluene (BHT) to be BHT hereinafter. **Metric measurements** should use IS denominations, and other system should use equivalent values with the denomination of IS mentioned first. Abbreviations like g, mg, mL, etc. should not be followed by a dot.

Minus index (m-2, L-1, h-1) suggested to be used, except in things like "per-plant" or "per-plot". **Mathematical equations** can be written down in one column with text, in that case can be written separately. **Numbers** one to ten are written in words, except if it relates to measurement, while values above them written in number, except in early sentence. The fraction should be expressed in decimal. In the text, it should be used "%" rather than "percent". Avoid expressing ideas with complicated sentence and verbiage, and used efficient and effective sentence.

The **Title** of the article should be written in compact, clear, and informative sentence, preferably not more than 20 words. Author name(s) should be completely written. Name and institution address should also be completely written with street name and number (location), postal code, telephone number, facsimile number, and email address. Manuscripts written by a group, author for correspondence along with address is required. First page of the manuscript is used for writing above information.

The **Abstract** should not be more than 200 words. Include between five and eight **Keywords**, using both scientific and local names (if any), research themes, and special methods which used; and sorted from A to Z. All important **abbreviations** must be defined at their first mention. Running title is about five words. The **Introduction** is about 400-600 words, covering the background and aims of the research. **Materials and Methods** should emphasize on the procedures and data analysis. **Results and Discussion** should be written as a series of connecting sentences, however, for manuscript with long discussion should be divided into subtitles. Thorough discussion represents the causal effect mainly explains for why and how the results of the research were taken place, and do not only re-express the mentioned results in the form of sentences. A **Conclusion** should be given at the end of the discussion. **Acknowledgments** are expressed in brief; all sources of institutional, private and corporate financial support for the work must be fully acknowledged, and any potential conflicts of interest must be noted.

**Figures and Tables** of three pages maximum should be clearly presented. Include a label below each figure, and a label above each table (see example). Colored figures can only be accepted if the information in the manuscript can lose without those images; chart is preferred to use black and white images. Author could consign any picture or photo for the front cover, although it does not print in the manuscript. All images property of others should be mentioned source. There is no **Appendix**, all data or data analysis are incorporated into Results and Discussions. For broad data, supplementary information can be provided on the website.

**References** In the text give the author names followed by the year of publication and arrange from oldest to newest and from A to Z. In citing an article written by two authors, both of them should be mentioned, however, for three and more authors only the first author is mentioned followed by et al., for example: Saharjo and Nurhayati (2006) or (Boonkerd 2003a, b, c; Sugiyarto 2004; El-Bana and Nijs 2005; Balagadde et al. 2008; Webb et al. 2008). Extent citation as shown with word "cit" should be avoided. Reference to unpublished data and personal communication should not appear in the list but should be cited in the text only (e.g., Rifai MA 2007, pers. com. (personal communication); Setyawan AD 2007, unpublished data). In the reference list, the references should be listed in an alphabetical order. Names of journals should be abbreviated. Always use the standard abbreviation of a journal's name according to the **ISSN List of Title Word Abbreviations** ([www.issn.org/2-22661-LTWA-online.php](http://www.issn.org/2-22661-LTWA-online.php)). Please include DOI links for journal papers. The following examples are for guidance.

### Journal:

Saharjo BH, Nurhayati AD. 2006. Domination and composition structure change at hemic peat natural regeneration following burning; a case study in Pelalawan, Riau Province. *Biodiversitas* 7: 154-158. DOI: 10.13057/biodiv/d070213

### Book:

Rai MK, Carpinella C. 2006. Naturally Occurring Bioactive Compounds. Elsevier, Amsterdam.

### Chapter in book:

Webb CO, Cannon CH, Davies SJ. 2008. Ecological organization, biogeography, and the phylogenetic structure of rainforest tree communities. In: Carson W, Schnitzer S (eds) *Tropical Forest Community Ecology*. Wiley-Blackwell, New York.

### Abstract:

Assaeed AM. 2007. Seed production and dispersal of *Rhazya stricta*. 50th annual symposium of the International Association for Vegetation Science, Swansea, UK, 23-27 July 2007.

### Proceeding:

Alikodra HS. 2000. Biodiversity for development of local autonomous government. In: Setyawan AD, Sutarno (eds.) *Toward Mount Lawu National Park; Proceeding of National Seminary and Workshop on Biodiversity Conservation to Protect and Save Germplasm in Java Island*. Universitas Sebelas Maret, Surakarta, 17-20 July 2000. [Indonesian]

### Thesis, Dissertation:

Sugiyarto. 2004. Soil Macro-invertebrates Diversity and Inter-Cropping Plants Productivity in Agroforestry System based on Sengon. [Dissertation]. Universitas Brawijaya, Malang. [Indonesian]

**Information from internet:** Balagadde FK, Song H, Ozaki J, Collins CH, Barnett M, Arnold FH, Quake SR, You L. 2008. A synthetic *Escherichia coli* predator-prey ecosystem. *Mol Syst Biol* 4:187. [www.molecularsystembiology.com](http://www.molecularsystembiology.com)

**THIS PAGE INTENTIONALLY LEFT BLANK**

# BIODIVERSITAS

Journal of Biological Diversity  
Volume 23 - Number 5 - May 2022

---

- Population density survey of white-bearded gibbons (*Hylobates albibarbis*) in high conservation value forest area of palm oil plantation company, Central Kalimantan, Indonesia** 2245-2254  
SANDY NURVIANTO, DWI T. ADRIYANTI, FAUZI HAMDAN, JOKO TRIYANTO, AGUS DARMANTO
- Bird diversity in three *Ficus* species in the Kuningan Lowland Forest, West Java, Indonesia** 2255-2261  
YAYAN HENDRAYANA, EMING SUDIANA, ILHAM ADHYA, AGUS YADI ISMAIL
- Diversity of Hymenoptera parasitoid species in rice cultivation and their correlation with environmental factors in tidal swamp land** 2262-2269  
Z AHLUL IKHSAN
- The behavior of catfish tradebehavioure food safety perspective in Malang Markets, Indonesia** 2270-2275  
HARTATI KARTIKANINGSIH, YAHYA, DWI SETIJAWATI, HARRIS IMAM FATHONI
- Diversity of flies (Diptera: Brachycera) in breeding farms in the Kabylia region (North-central Algeria), and identification of some myiaseginic species** 2276-2284  
OUIZA OURRAD, DJAMILA SADOUDI-ALI AHMED, SID-ALI SADOU, KHADIJA BOUZRARF, BOUTAÏNA BELQAT
- Bioclimatic modeling for the prediction of the suitable regional geographical distribution of selected bright-spored myxomycetes in the Philippine archipelago** 2285-2294  
JAMES EDUARD LIMBO-DIZON, KING JOSHUA ALMADRONES-REYES, SITTIE AISHA B. MACABAGO, NIKKI HEHERSON A. DAGAMAC,
- The relationship between seagrass abundance, distribution and the abiotic factors in Big Gifton and Abu Minqar islands, Red Sea, Egypt** 2295-2303  
MOHAMED A.W.S. EBEAD, HUSSEIN N.M. HUSSEIN, HASSANIEN GOMAA, MOHAMED ABDELMOTTALEB, ALDOUSHY MAHDY
- The potential of *Lactobacillus buchneri* isolated from spontaneous rabbit meat fermented - bekasam against *Salmonella typhimurium* by in vivo evaluation** 2304-2310  
EKA WULANDARI, HUSMY YURMIATI, TOTO SUBROTO, OKTA WISMANDANU, SHAFIA KHAIRANI
- Current state of populations, resources, and biological activity *Pulsatilla patens* (Ranunculaceae) in Northern Kazakhstan** 2311-2320  
GULNAR S. AIDARKHANOVA, SERIK A. KUBENTAYEV, YELENA V. KUKHAR, ALINA S. URAZALINA
- Wolbachia* genetic similarity in different insect host species: *Drosophila melanogaster* and Yogyakarta's (Indonesia) *Aedes aegypti* as a novel host** 2321-2328  
ANWAR ROVIK, EDWIN WIDYANTO DANIWIJAYA, ENDAH SUPRIYATI, AYU RAHAYU, DIAN ARUNI KUMALAWATI, UTARI SARASWATI, ANASTASIA EVI HANDAYANINGSIH, MIFTA PRATIWI RACHMAN, RISKY OKTRIANI, IRIANTI KURNIASARI, DAMIANA SAPTA CANDRASARI, INDAH NURHAYATI, RIZKI SHOLEH, BUDI ARIANTO, WARSITO TANTOWIJOYO, RIRIS ANDONO AHMAD, ADI UTARINI, EGGI ARGUNI
- RP-HPLC based analysis of different polyphenols in seven species of *Carex* L. (Cyperaceae Juss.) from West Bengal, India** 2329-2341  
POOJA RAJAK, ASOK GHOSH

<b>Locating the unique biodiversity of Balikpapan Bay as an ecotourism attraction in East Kalimantan, Indonesia</b>	<b>2342-2358</b>
KARNILA WILLARD, MARLON I. AIPASSA, MUSTOFA AGUNG SARDJONO, RUJEHAN, YOSEP RUSLIM, ROCHADI KRISTININGRUM	
<b>Spatial distribution of tree species composition and carbon stock in Tozi tropical dry forest, Sinnar State, Sudan</b>	<b>2359-2368</b>
EMAD HASSAN ELAWAD YASIN, BUDI MULYANA	
<b>Internal Transcribed Spacer (ITS) gene as an accurate DNA barcode for identification of macroscopic fungus in Aceh</b>	<b>2369-2378</b>
ESSY HARNELLY, HENDRIX INDRA KUSUMA, ZAIRIN THOMY, SAMINGAN	
<b>Farmers' lives and adaptation strategies toward the forest and peatland fires in Indonesia: Evidence from Central and South Kalimantan, Indonesia</b>	<b>2379-2388</b>
ZUHUD ROZAKI, ETI DEWI NOPEMBERENI, LESTARI RAHAYU, NUR RAHMAWATI, MAHARANI LULU MURHIDAYAH, TRISTYA MEIRANI REJEKI, AHMAD SHABUDIN ARIFFIN, SOFA NUR AZIZAH, MALOSE MOSES TJALE	
<b>Short Communication: Analysis of the ultimate wood composition of a forest plantation species, <i>Eucalyptus pellita</i>, to estimate its bioelectricity potency</b>	<b>2389-2394</b>
MUHAMMAD TAUFIQ HAQIQI, DUDU HUDAYA, HELMI ALFATH SEPTIANA, RICO RAMADHAN, YULIANSYAH, WIWIN SUWINARTI, RUDIANTO AMIRTA	
<b>Morphological and molecular characterization of mole crab (Genus: <i>Emerita</i>) in the Cilacap coastlines of Indonesia, with particular focus on genetic diversity of <i>Emerita</i> sp. nov.</b>	<b>2395-2404</b>
DIAN BHAGAWATI, AGUS NURYANTO, ELLY TUTY WINARNI, ANASTASIA ENDANG PULUNGSARI	
<b>Genetic diversity of shallots (<i>Allium ascalonicum</i> L.) from several locations in North Sumatra, Indonesia based on RAPD markers</b>	<b>2405-2410</b>
YAYA HASANAH, LISA MAWARNI, HAMIDAH HANUM, ANGGRIA LESTAMI	
<b>Hunting of wild animals by Saubeba Community in Manokwari, West Papua, Indonesia</b>	<b>2411-2416</b>
SAREMAY SAWAKI, DENISA TARAN, FRANSISKUS TARAN, ROBI BOMOI, MARSIA RUMATERAY	
<b>Human-wildlife interactions in a major tourist destination: Manuel Antonio National Park, Costa Rica</b>	<b>2417-2425</b>
LAURA P. PORRAS MURILLO, GRACE WONG, IRIA S. CHACÓN	
<b>Biodiversity of nekton in the Barumun Watershed, Labuhanbatu District, Indonesia</b>	<b>2426-2432</b>
DESRITA, RIDAHATI RAMBEY, AHMAD MUHTADI, ONRIZAL ONRIZAL, VINDY RILANI MANURUNG, JULIA SYAHRIANI HASIBUAN, ISTEN SWENO TAMBA	
<b>Molecular phylogeny of anchovy (Clupeiformes: Clupeidae) from southern waters of Lombok using mitochondrial DNA CO1 gene sequences</b>	<b>2433-2443</b>
H. MAHRUS, AGIL AL IDRUS, LALU ZULKIFLI	
<b>Diversity and distribution pattern of scorpions from the Ouarsenis massif of Tissemsilt, North-West Algeria</b>	<b>2444-2450</b>
ABDELWAHAB CHEDAD, MOHAMED AIT HAMMOU, HICHAM CHELGHOUIM, ABDESSALEM CHEDAD, OMAR OULD AMARA, MAYSSARA EL BOUHISSI, WALID DAHMANI, SALAH EDDINE SADINE	
<b>Short communication: Pattern of chlorophylls content declined during partial submergence for rice varieties cultivated in North Sulawesi at the vegetative stage</b>	<b>2451-2456</b>
SONG AI NIO, DANIEL PETER MANTILEN LUDONG, RATNA SIAHAAN	
<b>Agarwood (<i>Aquilaria malaccensis</i>) diversity conservation by in vitro culture with IAA and yeast extract</b>	<b>2457-2463</b>
SAMANHUDI, AMALIA TETRANI SAKYA, ANDRIYANA SETYAWATI, MUMTAZ MUAWANAH	



<b>Remediation of chlorpyrifos-contaminated soils by crude secondary metabolites of <i>Trichoderma harzianum</i> T213 and its effect on maize growth</b> LOEKAS SOESANTO, RISMA ARSI SUSANTI, ENDANG MUGIASTUTI, ABDUL MANAN, MURTI WISNU RAGIL SASTYAWAN, JOKO MARYANTO	2464-2470
<b>Coupling Indonesian indigenous <i>Citrobacter freundii</i> and <i>Chlorella pyrenoidosa</i> strain on the anode of microbial fuel cell with various substrates</b> Irfan anwar fauzan, anja meryandini, roni ridwan, rusli fidriyanto, NI WAYAN SRI AGUSTINI, DWI ANDREAS SANTOSA	2471-2481
<b>Spatio-temporal of heavy metal Pb (Lead) in seawater, sediment, and different organs of <i>Cymodocea rotundata</i> in Doreri Gulf, Manokwari, West Papua, Indonesia</b> LUKY SEMBEL, DWI SETIJAWATI, DEFRI YONA, YENNY RISJANI	2482-2492
<b>Community structure of dragonflies (Odonata) in Gunung Bromo's Forest Area with Special Purpose (FASP), Karanganyar, Central Java, Indonesia</b> AYU ASTUTI, IKE NURJUITA NAYASILANA, SUGIYARTO, AGUNG BUDIHARJO	2493-2501
<b>Growth and yield of maize in t'sen, a local wisdom of planting in one planting hole, typical cropping pattern of West Timor's</b> YOHANNIS HARRY DIMU-HEO, DIDIK INDRADEWA, EKA TARWACA SUSILO PUTRA, BENITO HERU PURWANTO	2502-2511
<b>Two new taxa of <i>Curcuma</i> sect. <i>Ecomata</i> (Zingiberaceae: Zingibereae), from coastal Central Vietnam</b> DANH DUC NGUYEN, TUAN ANH LE, QUOC HUY HOANG , QUOC THUONG LE , EMMY NGUYEN	2512-2519
<b>Short Communication: Occurrence of arbuscular mycorrhizal fungi associated with <i>Casuarina equisetifolia</i> in saline sandy environment, North Sumatra, Indonesia</b> DELVIAN, ADRIAN HARTANTO	2520-2525
<b>Fruit morphological diversity and quality of pulasan (<i>Nephelium ramboutan-ake</i>) from six populations in Riau, Indonesia</b> MARDALENI, HASAN BASRI JUMIN, NANDARIYAH, AHMAD YUNUS	2526-2533
<b>Assessment of rhizome yield of local Indonesian turmeric (<i>Curcuma longa</i> L.) during two growing seasons</b> REVIANA AULIA, HARIS MAULANA, YOSHUA LIBERTY FILIO, NURUL AMELIA SHAFIRA, PUTRI ARDHYA ANINDITA, TARKUS SUGANDA, VERGEL CONCIBIDO, AGUNG KARUNIAWAN	2534-2543
<b>Estimated economic value of pollination by <i>Tetragonula laeviceps</i> (Hymenoptera: Apidae: Meliponini) on tomato and chili</b> NADZIRUM MUBIN, ALLEN OKTA KUSMITA, ATIA ROHMAH, ALI NURMANSYAH	2544-2552
<b>Effect of water content on conidia of <i>Trichoderma</i> spp., indole acetic acid content, electrical conductivity, and pH</b> BENANG PURWANTO, SUMADI, ANNE NURAINI, MIEKE ROCHIMI SETIAWATI	2553-2560
<b>Short Communication: The development of a protected birds identification system using a convolutional neural network</b> IRMAN HERMADI , WULANDARI , DHANA DHIRA	2561-2569
<b>Diversity of leaf rust resistance in Indonesian sorghum genetic resources</b> FAWWAZ DINANTY, DESTA WIRNAS, TRIKOESOEMANINGTYAS, ABDJAD ASIH NAWANGSIH	2570-2579
<b>Effects of water parameters on population structure of mud crab from Buntal Mangroves, Kuching, Sarawak, Malaysia: A GLM analysis</b> ABANG MOHAMMAD HUDZAIFAH ABANG SHAKAWI, RUHANA HASSAN, DURRAH SYAZWANI MUSTAPAH	2580-2585
<b>Short Communication: Identification of phytochemical constituents of <i>Syzygium aromaticum</i> L. using gas chromatography coupled with mass spectrometry and evaluation of antimicrobial activity</b> ZOUBIDA BENMAKHLLOUF, OUAFA BENSERRADJ, RABAH KELLAB	2586-2593

<b>Soil organic carbon of grassland and bush forest on dryland in Aceh Besar District, Indonesia</b>	<b>2594-2600</b>
UMAR H. ABDULLAH, SUFARDI SUFARDI, SYAFRUDDIN SYAFRUDDIN, TETI ARABIA	
<b>Cassava starch/bacterial cellulose-based bioplastics with <i>Zanthoxylum acanthopodium</i></b>	<b>2601-2608</b>
SAHARMAN GEA, KHATARINA MELDAWATI PASARIBU, APPEALWAN ALTRUISTIS SARUMAHA, SRI RAHAYU	
<b>Short Communication: Biological control agent for <i>Spodoptera litura</i> on vegetable plants</b>	<b>2609-2613</b>
NURHAYATI DAMIRI, YULIA PUJIASTUTI, MULAWARMAN, DESI TRI ASTUTI, SITI RAKHMI AFRIANI, SUPLI E. RAHIM	
<b><i>Burkholderia cepacia</i> strain IrV1 multi-resistant to copper and dyes isolated from laboratory wastewater effluent</b>	<b>2614-2620</b>
WAHYU IRAWATI, VALENTINE LINDARTO, REINHARD PINONTOAN, TRIWIBOWO YUWONO, FEBRI MANGOMO MANGUNSONG, DESTYA WATY SILALAH	
<b>Impact of organic and microbiological pollution on the quality of water in Boussellam Valley and its environment, Setif City, Northeast Algeria</b>	<b>2621-2629</b>
ZOUHIR BOULGUERAGUER, HICHAM CHAFFAI, LAKHDAR GASMI, LARBI DJABRI, AZZEDINE HANI	
<b>Genetic diversity of rosewood (<i>Dalbergia latifolia</i>) in Yogyakarta, Indonesia for plus trees selection</b>	<b>2630-2639</b>
INDIRA RIASTIWI, WITJAKSONO, DIAH RATNADEWI, ULFAH JUNIARTI SIREGAR	
<b>Vegetation diversity, structure and composition of three forest ecosystems in Angsana coastal area, South Kalimantan, Indonesia</b>	<b>2640-2647</b>
YUSANTO NUGROHO, SUYANTO, DINDIN MAKINUDIN, SILVYNA ADITIA, DINDA DEWI YULIMASITA, AHMAD YUSUF AFANDI, MOEHAR MARAGHIY HARAHAP, JERIELS MATATULA, PANDU YUDHA ADI PUTRA WIRABUANA	
<b>Short Communication: Morphological characterization of five species of <i>Dendrobium</i> native to Indonesia for parent selection</b>	<b>2648-2654</b>
SRI HARTATI, SAMANHUDI, ONGKO CAHYONO	
<b>Evaluation of growth and yield of upland rice varieties under various shading levels and organic fertilizer concentrations</b>	<b>2655-2662</b>
HALUS SATRIawan, Laila Nazirah, Rini Fitri, Ernawita,	
<b>Short Communication: Antioxidant activity and metabolite profiles of leaves and stem extracts of <i>Vitex negundo</i></b>	<b>2663-2667</b>
MUHAMMAD ALFARABI, TURHADI, TRINI SURYOWATI, NURIN AYU IMANELI, PRETTY OKTAVIANI SIHOMBING	
<b>Spatio-temporal analysis of dholes (<i>Cuon alpinus</i>) in Khao Yai National Park, Thailand</b>	<b>2668-2678</b>
NORASET KHOEWSREE, MANANYA PLA-ARD, RONGLARP SUKMASUANG, PAANWARIS PAANSRI, YUWALUK CHANACHAI, BUNYATIPORN KAEWDEE, PHANITSUPHA PHENGTHONG	
<b>Construction of CRISPR/Cas9_gRNA-OsCKX2 module cassette and its introduction into rice cv. Mentik Wangi mediated by <i>Agrobacterium tumefaciens</i></b>	<b>2679-2689</b>
MARINA RUZYATI, AHMAD YUNUS, ATMITRI SISHARMINI, ANIVERSARI APRIANA, TRI JOKO SANTOSO	
<b>Genetic diversity of <i>Sterculia quadrifida</i> from Kupang based on ISSR profiles, stomatal density, and chlorophyll content</b>	<b>2690-2698</b>
NUR JANNAH, MADE PHARMAWATI, USLAN	
<b>The structure communities of gastropods in the permanently inundated mangrove forest on the north coast of Jakarta, Indonesia</b>	<b>2699-2710</b>
ENDANG HILMI, LILIK KARTIKA SARI, TRI NUR CAHYO, ROSE DEWI, TJAHJO WINANTO	
<b>Additional distribution records of butterflies (Lepidoptera: Rhopalocera) with seven species new to Nepal</b>	<b>2711-2738</b>
K.C. SAJAN, ANISHA SAPKOTA	

<b>Ginger family from Bueng Kan Province, Thailand: Diversity, conservation status, and traditional uses</b>	<b>2739-2752</b>
AREERAT RAGSASILP, PIYAPORN SAENSOUK, SURAPON SAENSOUK	
<b>Application of sexual dimorphism-derived variation in morphometrics and intraspecific interaction likelihood in Sunda pangolin (<i>Manis javanica</i>) to increase species encounter rates</b>	<b>2753-2759</b>
NOVRIYANTI, MARIANA TAKANDJANDJI	
<b>Short Communication: Assessment of cogongrass (<i>Imperata cylindrica</i> (L.) P.Beauv.) genetic variation in Java, Indonesia using <i>atpB-rbcL</i> and <i>trnL-F</i> intergenic spacer</b>	<b>2760-2767</b>
AGUS HERY SUSANTO, MURNI DWIATI	
<b>Short Communication: First report of <i>Nectria haematococca</i> causing a moler disease on shallots in West Nusa Tenggara, Indonesia</b>	<b>2768-2774</b>
MARIANI, DEWA NGURAH SUPRAPTA, I MADE SUDANA, I GEDE RAI MAYA TEMAJA, I MADE SUDANTHA	
<b>The building size effect on bird community assemblages in tropical urban ecosystems</b>	<b>2775-2782</b>
ABDIEL ADAM UTAMA, SANDY NURVIANTO	

---

# Evaluation of growth and yield of upland rice varieties under various shading levels and organic fertilizer concentrations

HALUS Satriawan<sup>1</sup>, LAILA Nazirah<sup>2</sup>, RINI Fitri<sup>3</sup>, ERNAWITA<sup>1\*</sup>

<sup>1</sup>Department of Natural Resources and Environmental Management, Graduate Program, Universitas Almuslim. Jl. Almuslim, Bireuen 24261, Aceh, Indonesia. Tel.: +62-644-41126, \*email: ernawita.ernawita@gmail.com

<sup>2</sup>Study Program of Agroecotechnology, Faculty of Agriculture, Universitas Malikussaleh. Jl. Cot Tengku Nie, Reuleut, Aceh Utara 24351, Aceh, Indonesia

<sup>3</sup>Department of Landscape Architecture, Faculty of Landscape Architecture and Environmental Technology, Universitas Trisakti. Jl. Kyai Tapa No. 1, Grogol, Jakarta Barat 11440, Jakarta, Indonesia

Manuscript received: 7 December 2021. Revision accepted: 28 April 2022.

**Abstract.** Satriawan H, Nazirah L, Fitri R, Ernawita. 2022. Evaluation of growth and yield of upland rice varieties under various shading levels and organic fertilizer concentrations. *Biodiversitas* 23: 2655-2662. The present study aimed to reveal the effect of shading treatments and organic fertilizer dosages on the growth and yield of several upland rice varieties. A split-split plot experimental design with 3 factors was used in this study, consisting of shading levels as the main plot (0%, 30%, 60%), organic fertilizer as a sub-plot (0 g/plant, 25 g/plant, 50 g/plant, and 75 g/plant) and upland rice varieties as sub-sub plot (Ciherang, Situ Bagendit, Kabir 07 and Malaysian upland). Parameters observed were plant height and tiller numbers (expressed as area under the curve), panicle number, dry hay weight, grain weight, flowering time, and chlorophyll number. Results showed that shading treatments significantly affected panicle number, grain weight, and dry hay weight (0% and 30% shade showed the highest result with no significant differences; while 60% shades showed the lowest results); varieties are an important determinant in tiller numbers (Malaysian upland, Ciherang, Situ Bagendit and Kabir 07 with 798.33±7.76 and 792.71±9.4, 764.38±8.75 and 738.33±14.84, consecutively) and panicle numbers (Ciherang, Situ Bagendit, Malaysian upland and Kabir 07 with 46.51±5.97, 45.26±5.68, 44.31±5.09, and 41.08±5.92, consecutively); while organic fertilizer dosages significantly affected tiller numbers in which 26 t ha<sup>-1</sup> and 8 t ha<sup>-1</sup> were the highest and the lowest tiller number observed, respectively. Shade and variety interaction significantly affected plant height and flowering time, while interactions of varieties and organic fertilizer dosages are significant on tiller number, panicle number, grain weight, and dry hay weight. The highest total chlorophyll number was shown by Situ Bagendit variety (144.44 granules mm<sup>-2</sup>) at 60% shading level, while Kabir 07 (98.8 granules mm<sup>-2</sup>) at 30% shading level showed the lowest total chlorophyll number. It can be concluded that organic fertilization significantly affected the growth and production of upland rice varieties compared to shading treatments. Thus, upland rice cultivation under shading conditions is the potential to be developed, particularly with appropriate rice varieties and optimum organic fertilization techniques.

**Keywords:** Organic fertilizer, shading, upland rice, varieties

## INTRODUCTION

Rice is widely accepted as a major staple food in Asia; including Indonesia. In Indonesia, total rice production was recorded as much as 5.13 t ha<sup>-1</sup>, and the average consumption per capita was 111.58 kg per capita in 2017 (BPS 2018). Rice procurement currently stands as one of the fundamental problems in Indonesia as a slow change in community consumption patterns, land-use change from agricultural to non-agricultural use, and extreme climate fluctuation. The change in land use has become the most prominent cause. The agricultural census held in 2017 stated that land conversion in 2012-2015 was reported to be as much as 39.493 annually. Interestingly, the largest land conversion did occur in Aceh, Riau, West Sumatra, and Jambi provinces (PSIP 2017). It is predicted that the paddy field area left in 2045 will be 5.1 million hectares (Mulyani et al. 2016). Actions are needed to surmount this problem; otherwise, Indonesia will continuously be importing rice from other countries.

One of the alternatives to increase national rice production is the cultivation of upland rice varieties in

various plantations with the intercropping system. In Indonesia, upland rice production donated significant contributions to cater staple food, particularly to communities that live in marginal dry land (Suwarno et al. 2021). In Indonesia, as many as 1.1 million hectares of upland rice varieties contribute to 5% of national rice production (Puslitbangtan 2014). Upland rice is cultivated in different areas as monoculture or as intercropping with other plants (Sopandie and Trikoesoemaningtyas 2011; Putra et al. 2017).

In Sumatra Island, especially Aceh Province, plantation area is keep growing, including oil palm plantations. Total oil palm plantations area in 2010 were as much as 9 million hectares (Putra et al. 2012), which continually increased to 12.3 million hectares, which comprised 42% community plantation, 7% government-owned, and 51% privately owned. In Aceh province, the total area of oil palm plantations is up to 458,619 hectares, with 50.89% being community-owned and 39.87% privately owned (Direktorat Jenderal Perkebunan 2018). Of total oil palm plantation areas, 2.7 million hectares are immature oil palm plants, while in Aceh province alone, immature oil palm

plants are as much as 118,173 hectares. This area is very suitable to be used for intercropping with upland rice.

However, several obstacles are faced in the development of upland rice intercropping in areas of oil palm plantations with immature plants. First, environmental factors, namely low light intensity, especially under the canopy of 2 years old and above oil palm stands; second, relatively low soil organic contents; and third, limited groundwater supply. Sunlight radiation affects plant growth and production through photosynthesis (Kobayashi 2021; Kobayashi et al. 2013). It is known that upland rice needed high light intensity; thus, lack of light due to shaded conditions caused a reduction in photosynthesis rate and low carbohydrate production (Abidin 2015; Asfaruddin and Mulatsih 2017).

Previous research explained the effect of shaded conditions on morphology, physiology, and rice production, but studies revealed different effects depending on the upland rice genotype (Hairmansis et al. 2017; Alridiwirah et al. 2018; Ahmad and Sija 2020). However, their results provided a theoretical foundation for upland rice varieties that could withstand shaded conditions and improve their cultivation technology. Genotype variation response to low light intensity has been reported previously (Demao and Xia 2001; Sopandie et al. 2003; Wang et al. 2015; Wang et al. 2016). The reduction in photosynthesis rates caused by shaded conditions has been lower than tolerant genotype compared to sensitive genotype (Wang et al. 2015). Physiological disturbances will cause low upland rice production under shaded conditions (Hafni et al. 2019). One way to develop upland rice in oil palm plantations is the examination of upland rice cultivation conditions, especially those linked to the improvement of land conditions utilizing organic matter addition. The introduction of organic fertilizer in upland rice varieties cultivation has become an alternative to sustain soil fertility and reduce the dependency on chemical fertilizer (Six et al. 2014).

Moreover, the presence of organic fertilizer can increase nutrient availability, either directly through nutrient supply or indirectly through the improvement of soil's physical properties (Andriamananjara et al. 2018). For example, Suryanto et al. (2020) reported 91.7% increase in the production of upland rice with the addition of 10 t ha<sup>-1</sup> organic fertilizer to the agroforestry cultivation system of eucalyptus. Therefore, the study aimed to analyze the growth and production of four upland rice varieties under shaded conditions and organic fertilizer treatments.

## MATERIALS AND METHODS

The study was conducted on the experimental site of Almuslim University from Mei to July 2021. A Split-split plot experimental design with 3 factors was used in this study, i.e., shading as the main plot (0, 30, and 60%), organic fertilizer as the sub-plot (0 t ha<sup>-1</sup>, 8 t ha<sup>-1</sup>, 16 t ha<sup>-1</sup>, 24 t ha<sup>-1</sup>), 3) variety as the sub-sub plot (Cihorang, Situ Bagendit, Kabir 07 and Malaysian upland).

### Shading installation

Shading level was set using block woods and lat boards. Dimensions of each installation unit were as follows: length: 4.5 m; height: 2.0 m; and width: 2,4 m. To get the desired level of shading treatments of 0%, 30%, and 60%, the distance between lat board as the roof of the building is set according to the following formula (Ginting et al. 2015):  $I=n(n+r)$ ; where I: desired shading intensity (%); n: distances between lat boards (cm); and r: width of lat boards (cm).

### Preparation of media

Topsoil was taken from oil palm plantations in Bukit Sudan area, Peusangan Siblah Krueng district, was air-dried for 15 days, pulverized, and filtered through a 6 mm mesh sieve. The soil was then put into polybags, 10 kg each. As many as 432 polybags were used in this study.

### Planting

The soil in polybags was conditioned in field capacity before seed planting. Each polybag was planted with 5 selected seeds at 2.5 cm depth. After 1 week, thinning was conducted with only 3 plants left on each of the polybags.

### Fertilization

Two days before planting, basal fertilizers of N, P, K were added to the media. One-third dosage of N fertilizer was obtained by adding 160 kg ha<sup>-1</sup> urea, P and K were given simultaneously through the addition of TSP (300 kg ha<sup>-1</sup> g P) and KCl (350 kg ha<sup>-1</sup> K) one each polybag. Fertilizer was applied evenly to the soil and then covered thinly with soil. Afterward, soil was watered to the field capacity. The second and third dosages of N were given at 30 and 55 days after planting (DAP).

### Crop cultivation and harvest

Plant water conditions were cautiously tended. Watering of the plant was conducted if there was no rain on two consecutive days. After that, watering was done each time to field capacity. The watering was discontinued after crops were in the mature stage for harvest. Crop pest controls were conducted using Decis and Marshall 25 EC insecticides every 1-2 weeks. Manual weeding was conducted on each of the polybags every other week. Harvest was conducted when rice grain was 90% yellow.

### Parameters observed

#### Plant height

Plant height measurement (cm) started at 15 DAP until flowering, every 15 days.

#### Tiller numbers

The number of tillers was counted at 15-45 DAP according to (Alridiwirah 2018). The tiller number was counted by counting the tiller number of the main stem.

#### Dry hay weight (g)

Hay was cut into 5 cm strips and sundried for several days, put into yellow envelopes, and dried in the oven at 80°C until constant weight. The measurement was conducted at the end of the observation period.

### Panicle numbers

Panicle numbers were counted of sample plant clumps using a hand counter.

### Panicle length

Panicle length (cm) was measured from the panicle base to the end of the panicle. Panicle length counted as the average of panicle length to panicle number per clump of sample plant.

### Chlorophyll numbers

Leaves chlorophyll numbers were measured using the SPAD (Soil Plant Analysis Development) chlorophyll meter, which was carried out according to the observation points determined in the rice plant clump (Nasution et al. 2019). Data collection on chlorophyll numbers in plants is carried out and collected according to the observation points selected to be used as data samples 70 days after planting (DAP).

### Grain weight

Paddy grains from each treatment were dried to  $\pm 14\%$  water content using a protimeter. The 1000-grain weight was determined using the analytical balance in triplicate, and the average was then calculated (g) and converted to  $\text{ha}^{-1}$  of yield.

### Data analysis

The data were analyzed using analysis of variance based on split split-plot design. Mathematical equation is presented as follows (Gomez & Gomez 1995):

$$Y_{ijk} = \mu + K_l + A_i + Y_{il} + B_j + (AB)_{ij} + \delta_{ijl} + C_k + (AC)_{ik} + (BC)_{jk} + (ABC)_{ijk} + \varepsilon_{ijkl}$$

$$i = 1, 2, \dots, a; j = 1, 2, \dots, b; k = 1, 2, \dots, c; l = 1, 2, \dots, r$$

In which:

$Y_{ijk}$  : Observations on the 1<sup>st</sup> experimental unit obtained a combination of treatment at the i-level of factor A, the j-level of factor B, and the k-level of factor C

$\mu$  : Population mean value

$K_l$  : Additive effect of the 1<sup>st</sup> group

$A_i$  : Additive effect of the i-level from factor A (shading) (main plot).

$Y_{il}$  : The main plot's random effect appears at the i-level of factor A in the 1<sup>st</sup> group (main plot error or an error)

$B_j$  : The additive factor of the j-level of factor B (fertilizer) (subplot)

$(AB)_{ij}$  : The additive effect of the i-level of factor A and the j-level of factor B

$\delta_{ijl}$  : The random effect of the 1<sup>st</sup> experimental unit that obtained the treatment combination ij (subplot error or b error)

$C_k$  : Additive effect of the k-level of C factor (variety) (sub subplot)

$(AC)_{ik}$  : Additive effect of the-i level of A factor and the-k level of C factor

$(BC)_{jk}$  : Additive effect of the j-level of B factor and the k-level of the C factor

$\varepsilon_{ijkl}$  : The random effect of the k-experimental unit that obtained combination treatment of ijk (sub subplot error or c error)

### Statistical analysis

Data were presented as mean average  $\pm$  standard deviation (SD). Coefficient of variation (CV) was calculated to measure the relative variability. The data collected on different parameters were statistically analyzed using SPSS software version 16.0. After performing ANOVA, the differences between the treatment means were compared by LSD test at 5% level of significance.

## RESULTS AND DISCUSSION

Shading treatment as the main plot and organic fertilizer as a sub-plot affected crop growth and production differently, especially on plant height, tiller numbers, panicle numbers, grain weight, dry hay weight, and total chlorophyll number parameters. Interactions of varieties and organic fertilizer dosages (VD) significantly affected all parameters observed except for plant height and flowering time. While interactions between shading and dosage (ND) and NVS generally showed non-significant effects (Table 1).

**Table 1.** Recapitulation of growth and production of upland rice varieties on different shading treatments and organic fertilizer dosages

Variables	Organic fertilizer dosage				Interactions		
	Shade (S)	Varieties (V)	(D)	SV	SD	VD	SVD
Plant height	ns	ns	ns	*	ns	ns	ns
Tiller number	ns	*	*	ns	ns	*	ns
Panicle number	*	*	ns	ns	ns	*	ns
Grain weight	*	ns	ns	ns	ns	*	ns
Dry hay weight	*	ns	ns	ns	ns	*	ns
Flowering time	ns	ns	ns	*	ns	ns	ns

Note: \*Significant, <sup>ns</sup> Not significant

**Table 2.** Means, standard deviation and coefficient variation of plant height and tiller numbers of observed samples. Values presented as the area under the curve (AUC) of plant height and tiller number at 15, 30, and 45 DAP

	AUC of tiller number		
	Average	$\pm$ SD	CV
Varieties			
Ciherang	792.71	$\pm$ 9.43 <sup>c</sup>	1.19
Situ Bagendit	764.38	$\pm$ 8.75 <sup>b</sup>	1.14
Kabir 07	738.33	$\pm$ 14.84 <sup>a</sup>	2.01
Malaysian Upland	798.33	$\pm$ 7.76 <sup>c</sup>	0.97
Organic fertilizer dosages ( $\text{t.ha}^{-1}$ )			
0	766.25	$\pm$ 0.62 <sup>b</sup>	0.08
8	744.90	$\pm$ 2.26 <sup>a</sup>	0.30
16	764.58	$\pm$ 3.19 <sup>b</sup>	0.42
24	818.02	$\pm$ 0.65 <sup>c</sup>	0.08

Note: numbers followed by the same letter notation in the same column are not significantly different based on the 5% LSD test



### Tiller numbers

The low light intensity did not significantly affect productive tiller numbers compared to unshaded conditions. Results showed that tiller numbers at 0% shading level are higher compared to 30% and 60% shading level (Table 2). It means that the optimal intensity is needed for optimal tiller growth. The result is in line with (Aumunde et al. 2013), who reported that tiller numbers increased with light intensity. However, a conflicted result is reported by Khairunnisa et al. (2019). Our result aligns with the source-sink concept, where photosynthesis products will be distributed to all organs and each variety equipped with equal capacity. Thus, if the plant has a high tiller number, then the plant height wouldn't be optimum, and vice versa. Upland rice varieties that showed the best adaptive response to organic fertilization are Ciharang and Malaysian upland rice varieties (Table 2).

The interaction effect observed in this study revealed that varieties and organic fertilizer dosages (VxD) significantly affected tiller growth at 30 to 45 DAP. Malaysian upland rice variety at 0 t ha<sup>-1</sup> organic fertilizer and Situ Bagendit variety at 24 t ha<sup>-1</sup> organic fertilizer dosage (V4D1) and (V2D4) exhibited the most prominent growth. In contrast, Kabir 07 varieties showed the lowest tiller growth at 45 DAP (Table 2).

### Chlorophyll content

Shading treatments affected the chlorophyll content of each variety observed, which was displayed by the difference in the chlorophyll content. The difference is assumed to be caused by genetic variability, particularly the adaptability to light stress. Situ Bagendit displayed the highest chlorophyll contents at shading level of 30% (111.11 granule/mm<sup>2</sup>) and 60% (144.4 granule/mm<sup>2</sup>). While Kabir 07 displayed the lowest chlorophyll contents (98.8 granule/mm<sup>2</sup>). It is widely accepted that the greener the leaves, the higher the chlorophyll contents are. The increase of the green intensity in low light depicted the accumulation of chlorophyll on leaf surfaces (Muharia et al. 2006). Shaded conditions resulting in adaptable varieties increased the contents of its chlorophyll a, b, and total chlorophyll).

### Flowering time, panicle numbers, panicle length, the weight of pithy grain, dry hay weight

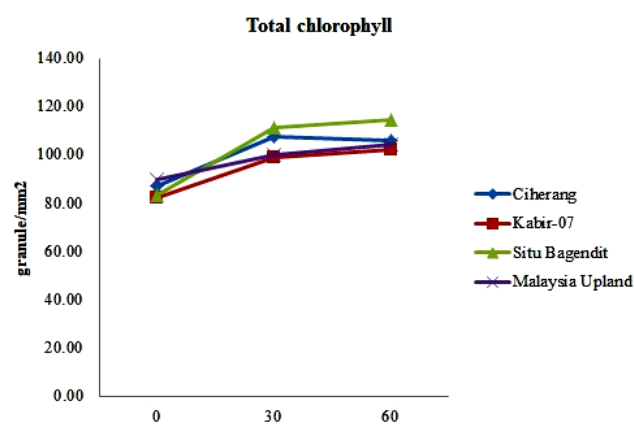
The flowering time of upland rice varieties under shaded and unshaded conditions showed insignificant differences in all studied varieties (Figure 2). Panicle number is influenced by a single factor of shading (main plot), varieties (sub-plot), and interactions between varieties and organic fertilizer dosages given (Tables 4 and 5). A shading level of 60% produced the lowest panicle numbers (37.91/plant), followed by 30% shading and 0% shading. Interactions between varieties and organic fertilizer dosages, which produce the highest panicle number is the Ciharang variety (48.72 per plant) at 50 g/plant organic fertilizer. In contrast, the lowest panicle number is Kabir 07 (40.11 per plant) at 24 t ha<sup>-1</sup> organic fertilizer. Panicle length is significantly affected by shading and the combination of shading and varieties (Figure 4).

30% shading intensity resulted in the longest panicles (22.6 cm), followed by 0% shading (21.5 cm). The shortest panicle length was reported at 60% shading (20.7 cm). Furthermore, the interaction effect between shading and varieties resulted in optimum panicle length was reported at 30% shading treatments of Situ Bagendit variety and 30% shading treatments and Kabir 07 variety (23.7 cm). While 60% shading treatment of Kabir 07 resulted in the shortest panicle length (18.7 cm). Figure 2 depicts the adaptability of Situ Bagendit variety to moderate shading intensity, while the Malaysian upland rice variety is more adaptive to high shading intensity.

**Table 5.** Means, standard deviation and coefficient variation of panicle numbers, grain weight, and dry hay weight of samples observed

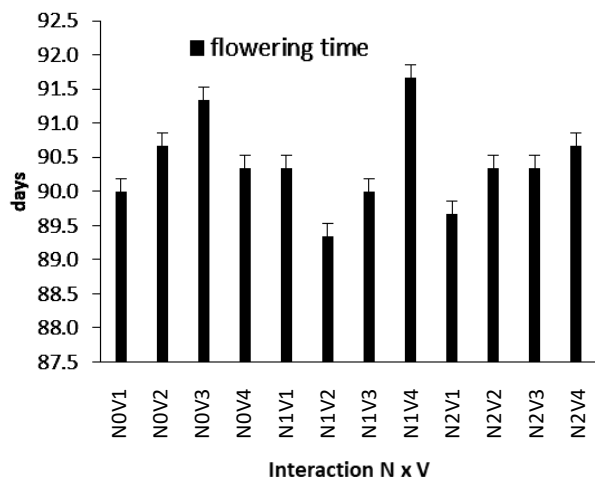
Observation parameters				
	Average	±	SD	CV
<b>Varieties</b>				
			<b>Panicle numbers</b>	
Ciharang	46.51	±	5.97 <sup>c</sup>	12.83
Situ Bagendit	45.26	±	5.68 <sup>bc</sup>	12.54
Kabir 07	41.08	±	5.92 <sup>a</sup>	14.41
Malaysian Upland	44.31	±	5.09 <sup>b</sup>	11.5
<b>Shade (%)</b>				
			<b>Panicle numbers</b>	
0	48.03	±	2.67 <sup>b</sup>	5.55
30	48.03	±	2.77 <sup>b</sup>	5.77
60	37.91	±	2.75 <sup>a</sup>	7.24
			<b>Grain weight</b>	
0	21.48	±	0.70 <sup>b</sup>	3.27
30	21.97	±	0.94 <sup>b</sup>	4.26
60	16.77	±	0.77 <sup>a</sup>	4.57
			<b>Hay weight</b>	
0	122.82	±	14.66 <sup>b</sup>	11.94
30	117.74	±	6.11 <sup>b</sup>	5.19
60	90.58	±	6.83 <sup>a</sup>	7.54

Note: the numbers followed by the same letter notation in the same column are not significantly different on the 5% LSD test



**Figure 1.** Total chlorophyll due to shading treatments in upland rice varieties





**Figure 2.** Flowering time of various upland varieties at different shading treatment

## Discussion

### Plant height

Plant height under shaded conditions indicated plant growth is strongly influenced by light availability. The etiolation process which occurs during stem elongation is suspected as a way for the immature plant to capture light more efficiently. Similar results were also found by Alridiwersah et al. (2018) in their research, where they reported that the most adaptive rice plant height growth was found in 20% shade conditions, meaning that the shade conditions we tested supported this finding. According to Rizwan et al. (2020), increasing plant height is an effort to increase light absorption because plants cannot lift leaves above the canopy. Therefore, the plant growth rate has been strongly regulated by the plant's ability to adapt to the shaded conditions. This is in line with the report from Soepandi et al. (2003), which stated that the tolerant genotype responds to low light intensity by increasing the length of the stem nodes, which then results in stem length increment. Yang et al. (2019) also stated that plant height increment is one of its adaptation mechanisms to low light conditions. This mechanism imposed that shading treatment could induce cell expansion and rapid cell division, thus resulting in higher plant height.

### Tiller number

It is stated that high tiller numbers under shaded conditions would lower the total productivity due to competition of light; hence, the tiller in the inner side of the clump will act as a parasite (Sulistiyono et al. 2002). In addition, Sasmita et al. (2008) explained that the tolerant genotype showed a lower drop in tiller numbers than intolerant genotypes. Tiller numbers growth reported in this study was significantly influenced by organic fertilizer dosage and varieties interactions. Malaysian upland rice varieties produced the highest tiller numbers even without organic fertilizer treatment, followed by Ciherang varieties at 16 t ha<sup>-1</sup>. The effect of the single factors on the tiller number parameter is also found in subplot (varieties) and sub-sub plot (organic fertilizer dosages). At all observation times, the optimum dosages were 24 t ha<sup>-1</sup>.

The stress in environmental factors such as light intensity and organic fertilizer keeps the growth to normal conditions, particularly on adaptive varieties such as Malaysian upland rice. However, Krismawati et al. (2011) stated that tiller numbers and adaptability of each variety are different. The variety adapted to certain environmental conditions based on the genotypes to gain the optimum growth capability.

Observation of interaction effects indicates that the difference in plant height due to environmental and genetic factors contributed significantly to plant growth. Moreover, it is assumed that each variety has its mechanisms for absorbing and distributing plant nutrients which are assumed to be regulated by genes.

Variety responses to fertilizer, particularly organic fertilizer, mirror plant adaptability to nutrient input from the environment. Fertilizing using organic fertilizer deemed to be better due to its ability to continue providing nutrients according to plant needs (Rizwan et al. 2021; Tuhuteru et al. 2021). Furthermore, raw material sources such as rice straws are abundant.

### *Chlorophyll contents, flowering time, panicle numbers, panicle length, weight of pithy grain, hay dry weight*

The genetic composition of each variety of traits is unique attributes to its quantitative or qualitative traits. For example, it is known that upland rice has higher growth rates at shaded conditions (30% and 60%) compared to without shading (0%) at 15-45 DAP, albeit statistically insignificant. The tendency of shading treatments leads to plant growth increase due to shading treatment affecting the plant's physiological process, which leads to stem etiolation or cell elongation for the plant to get sunlight for its growth. Moreover, plant response to shading largely depends on its adaptability, especially due to the plant's need to obtain sunlight through heightened auxin production and distribution, resulting in cell elongation (Khairunnisa et al. 2019).

Study results showed that the higher the level of shading treatments are, the higher plant height increment, whole leaves chlorophyll, and tiller numbers of the observed varieties. On the contrary, panicles numbers, panicle length, pithy grain numbers and dry hay weight were reduced. The observed growth stress of the three parameters is probably due to lower photosynthesis net production due to shading treatments (30% and 60%). Lower light intensity caused disturbances in plant metabolisms which implicated lower photosynthesis rates and carbohydrate synthesis for the plant growth. Slow growth response due to shading treatments was reported differently in each variety observed. Adaptive variety in this study is Situ Bagendit due to its ability to maintain tiller numbers, high chlorophyll number, panicle length and number, pithy grain number, and high dry hay number. This phenomenon was strictly stated previously by Zhu et al. (2008) and Liu et al. (2014) that low light intensity greatly influenced agronomy and physiology traits of the paddy plants, slowing physiologic metabolism, including photosynthesis hence contributing to carbon and nitrogen distribution. Moreover, Hairmansis et al. (2017), in which

55% shading level caused an increase in plant height, reduced productive tiller number, increased pith grain sterility, and reduced total grain production.

Study results showed that the highest growth response on each variety tested tends to increase with the increase of organic matter on plants. For example, the highest response showed by Kabir 07 at observation times of 30 and 45 DAP. It is known that organic matters improve the quality and quantity of plant growth, including plant biochemical conditions, through the improvement of the physical, chemical, and biology of the soil as the plant growth medium. This is in line with the finding of Schulz and Glaser (2012), which stated that organic fertilizer could improve soil fertility due to its ability to repair soil structure, increase soil permeability, increase the land's capability to provide water to the plant, increase cation exchange capacity, providing nutrients such as N, P, K, Ca, Mg, S as well as micronutrients. An increase in cation exchange capacity will simplify nutrient provision and absorption of the plant for its growth.

Shading treatments did not significantly affect the plant height of all studied rice varieties. In contrast, organic fertilizer dosage treatment showed a significant effect. Shading treatments influenced chlorophyll number in each variety observed. Situ Bagendit variety produced the highest total chlorophyll at 30% and 60% shading level. While Kabir 07 variety showed the lowest response to total chlorophyll number at shaded conditions. Tiller numbers were insignificantly affected by shading treatments instead of organic fertilizer dosage, and Malaysian upland rice varieties showed the highest tiller numbers compared to other observed varieties.

Furthermore, flowering time is not affected by shading treatments. At the same time, the panicle number was affected by the single factors, i.e., shading level, varieties, and interactions between varieties and organic fertilizer dosages given. A shading level of 60% resulted in the lowest panicle number compared to other treatments of all varieties observed. In conclusion, rice cultivation under shaded conditions is plausible, particularly in a country such as Indonesia with vast plantation areas and other tropical regions. However, caution must be taken to use appropriate rice varieties and optimum organic fertilization techniques.

## ACKNOWLEDGEMENTS

The authors express appreciation and gratitude to the Directorate of Research and Community Service Deputy for Research and Technology Strengthening Ministry of Education, Cultural, Research and Technology with LLDIKTI Region XIII Number 02/LL13/AKA/ LT/2021.

## REFERENCES

Abidin Z. 2015. Potential of food crops development in community forest area. *Jurnal Litbang Pertanian* 34 (2): 71-78. DOI: 10.21082/jp3.v34n2.2015.p71-78.

- Ahmad, Sija P. 2020. A study on the growth of Gorontalo local upland rice Ponda Merah accession against drought and shade stresses. *IOP Conf Ser Earth Environ Sci* 484: 012082. DOI: 10.1088/1755-1315/484/1/012082.
- Alridiawirah, Harahap EM, Akoeb EN, Hanum H. 2018. Growth and production of new superior rice varieties in the shade intensity. *IOP Conf Ser Earth Environ Sci* 122: 012024. DOI: 10.1088/1755-1315/122/1/012024.
- Andriamananjara A, Rakotoson T, Razanakoto OR, Razafimanantsoa MP, Rabeharisoa L, Smolders E. 2018. Farnyard manure application in weathered upland soils of Madagascar sharply increases phosphate fertilizer use efficiency for upland rice. *Field Crops Res* 222: 94-100. DOI: 10.1016/j.fcr.2018.03.022.
- Asfaruddin, Mulatsih S. 2017. Evaluasi toleransi 32 genotipa hasil persilangan padi gogo lokal Bengkulu terhadap naungan pada kebun kelapa sawit muda. *Jurnal Agroqua* 15 (2): 21-28.
- Aumonde TZ, Pedro T, Borella J, Amarante L, Villela FA. 2013. Seed vigor, antioxidant metabolism and initial growth characteristics of red rice seedlings under different light intensities. *Acta Botanica Brasilica* 27 (2): 311-317. DOI: 10.1590/S0102-33062013000200007.
- Demao J, Xia L. 2001. Cultivar differences in photosynthetic tolerance to photooxidation and shading in rice (*Oryza sativa* L.). *Photosynthetica* 39 (2): 167-175. DOI: 10.1023/A:1013758504857.
- Direktorat Jenderal Perkebunan. 2018. Statistik Perkebunan Indonesia 2015-2017.
- Ginting J, Damanik BJS, Sitanggang JM, Muluk C. 2015. Effect of shade, organic materials, and varieties on growth and production of upland rice. *Intl J Technol Enhance Emerg Eng Res* 4 (1): 68-74.
- Gomez KA, Gomez AA. 1995. *Prosedur Statistik untuk Penelitian Pertanian Edisi Ke-2*. UI-Press, Jakarta. [Indonesian]
- Hafni T, Sabaruddin Z, Kesumawati E. 2019. Adaptation power of some gogo rice varieties (*Oryza sativa* L.) on different state levels. *Jurnal Agrista* 23 (3): 145-158.
- Hairmansis A, Yullianida, Supartopo, Jamil A, Suwarno. 2017. Variability of upland rice genotypes response to low light intensity. *Biodiversitas* 18: 1122-1129. DOI: 10.13057/biodiv/d180333.
- Indrayani S, Perdani AY. 2018. Metode koleksi dan pengamatan stomata tanaman garut menggunakan pewarna kuku. *Pros Sem Nas Masy Biodiv Indon* 4 (2): 158-162. DOI: 10.13057/psnmbi/m040210. [Indonesian]
- Khairunnisa, Rosmayati, Hanum C. 2019. Growth pattern of fifteen upland rice varieties in shading stress. *IOP Conf Ser Earth Environ Sci* 260: 01213. DOI: 10.1088/1755-1315/260/1/012139.
- Kobayasi K. 2012. Effects of solar radiation on fertility and flower opening time in rice under heat stress conditions. In: Elisa B, Babatunde (eds.). *Solar Radiation*. InTech, Rijeka, Croatia.
- Kobayashi NI, Takayuki S, Iwata N, Ohmae Y, Ren I, Keitaro T, Tomoko MN. 2013. Leaf senescence in rice due to magnesium deficiency mediated defect in transpiration rate before sugar accumulation and chlorosis. *Physiol Plant* 148: 490-501. DOI: 10.1111/j.1399-3054.2012.12003.x.
- Krismawati A, Arifin Z. 2011. Stabilitas hasil beberapa varietas padi lahan sawah. *Badan Pengkajian dan Pengembangan Teknologi Pertanian* 14 (2): 84-92. [Indonesian]
- Liu Q, Wu X, Chen B, Ma J, Gao J. 2014. Effects of low light on agronomic and physiological characteristics of rice including grain yield and quality. *Rice Sci* 21 (5): 243-251. DOI: 10.1016/s1672-6308(13)60192-4.
- Mulyani A, Kuncoro D, Nursyamsi D, Agus F. 2016. Analisis konversi lahan sawah: Penggunaan data spasial resolusi tinggi memperlihatkan laju konversi yang mengkhawatirkan. *Jurnal Tanah dan Iklim* 40 (2): 121-133. DOI: 10.21082/jti.v40n2.2016.121-133.
- Nasution FH, Santosa S, Putri RE. 2019. Model prediksi hasil panen berdasarkan pengukuran non-destruktif nilai klorofil tanaman padi. *Agritech* 39 (4): 289-297. [Indonesian]
- PSIP. 2017. *Statistik Lahan Pertanian 2012-2016*. Pusat Data dan Sistem Informasi Pertanian, Sekretariat Jenderal, Kementerian Pertanian, Jakarta. [Indonesian]
- Puslitbang Tanaman Pangan. 2014. *Peningkatan Produksi Padi Menuju 2020*. retrieved from <http://pangan.litbang.pertanian.go.id/repositori-20.html>. [Indonesian]
- Putra ETS, Simatupang AF, Supriyatna, Waluyo S, Indradewa D. 2012. The growth of one year-old oil palms intercropped with soybean and groundnut. *J Agric Sci* 4 (5):169-180. DOI: 10.5539/jas.v4n5p169.

- Putra FP, Yudono P, Waluyo S. 2017. Growth and yield of upland rice under intercropping system with soybean in sandy coastal area. *Ilmu Pertanian* 2 (3): 130-136. DOI: 10.22146/ipas.25215.
- Rizwan M, Dalimunthe M, Pasarihu IA, Satriawan H. 2021. The effect of organic fertilizers on growth several varieties of soybeans. *IOP Conf Ser Earth Environ Sci* 883: 012051. DOI: 10.1088/1755-1315/883/1/012051.
- Rizwan M, Rauf A, Rahmawaty, Akoeb EN. 2020. Physiology response of soybean variety to various types of shading in agroforestry system. *Intl Conf Multidisciplin Res* 120: 225-230. DOI: 10.5220/0008887802250230.
- Schulz H, Glaser B. 2012. Effects of biochar compared to organic and inorganic fertilizers on soil quality and plant growth in a greenhouse experiment. *J Plant Nutr Soil Sci* 175 (3): 410-422. DOI: 10.1002/jpln.201100143.
- Six L, Smolders E, Merckx R. 2014. Testing phosphorus availability for maize with DGT in weathered soils amended with organic materials. *Plant Soil* 376: 177-192. DOI: 10.1007/s11104-013-1947-y.
- Sopandie, Trikoesoemaningtyas. 2011. Development of crops variety tolerant to low-light intensity for intercropping. *Iptek Tanaman Pangan* 6 (2): 168-182. [Indonesian]
- Sopandie D, Chozin MA, Sastroumarjo S, Juhaeti T, Sahardi. 2003. Shading tolerance in upland rice. *Hayati* 10 (2): 71-75.
- Suryanto P, Kurniasih B, Faridah E, Nurjanto HH, Rogomulyo R, Handayani S, Kastono D, Muttaqien AS, Alam T. 2020. Influence of furrow with organic material and *Chromolaena odorata* compost on upland rice productivity in an agroforestry system with *Melaleuca cajuputi*. *Biodiversitas* 21: 780-791. DOI: 10.13057/biodiv/d210246.
- Suwarno, Lubis E, Soenarjo E. 2001. Breeding upland rice for resistance to blast in Indonesia. In: Kardin MK, Prasadja I, Syam M (eds.). *Upland Rice Research in Indonesia Status and Future Direction*. Central Research Institute for Food Crops, Bogor.
- Tuhuteru S, Ginting R, Mahanani AU, Pumoko P. 2021. The effect of organic liquid fertilizer on 5 paddy gogo varieties (*Oryza sativa* L.) in the sub-optimal land of Wamena. *Juatika* 3 (2): 169-179. DOI: 10.36378/juatika.v3i2.1368.
- Wang L, Deng F, Ren WJ. 2015. Shading tolerance in rice is related to better light-harvesting and use efficiency and grain filling rate during grain filling period. *Field Crops Res* 180: 54-62. DOI: 10.1016/j.fcr.2015.05.010.
- Wang L, Deng F, Lu TQ, Zhao M, Pu SL, Li SX, Ren WJ. 2016. The relationships between carbon isotope discrimination and photosynthesis and rice yield under shading. *Intl J PI Prod* 10 (4): 551-564. DOI: 10.22069/ijpp.2016.3049.
- Yang B, Tang J, Yu Z, Khare T, Srivastav A, Datir S, Kumar V. 2019. Light stress responses and prospects for engineering light stress tolerance in crop plants. *J Plant Growth Reg* 38 (4): 1489-1506. DOI: 10.1007/s00344-019-09951-8.
- Zhu P, Yang SM, Ma J, Li SX, Chen Y. 2008. Effect of shading on the photosynthetic characteristics and yield at later growth stage of hybrid rice combination *Acta Agron Sin* 34: 2003-2009. DOI: 10.3724/SP.J.1006.2008.02003.