

Jurnal Biomedika dan Kesehatan

Jurnal Biomedika dan Kesehatan (J Biomedika dan Kesehat) (pISSN: 2621-539X | eISSN: 2621-5470) is a peer-reviewed journal publish by Faculty of Medicine Universitas Trisakti. JBK is a fourth-monthly (March, July, November) medical journal that publishes new research findings on a wide variety of topics of importance to biomedical science and clinical practice (Biochemistry, Epidemiology, Health Profession, Occupational Therapy).

Since 2019, JBK has been indexed and accredited in the Science and Technology Index (SINTA) 3, by the Ministry of Research, Technology and Higher Education Indonesia.

Each manuscript will through a review process.



Jurnal Biomedika dan Kesehatan, with registered number ISSN: 2621-539X (print), ISSN: 2621-5470 (online) have been indexed on:

1. [Google Scholar](#)
2. [Publons](#)
3. [Scilit Basel](#)
4. [WorldCat](#)
5. [CrossRef](#)
6. [Dimensions](#)
7. [Garuda](#)
8. [BASE \(Bielefeld Academic Search Engine\)](#)
9. [SINTA 3 \(Science and Technology Index\)](#)

Aims

Jurnal Biomedika dan Kesehatan is a peer-reviewed open-access journal that publishes exciting topics that include biochemistry (medical), epidemiology, health professions, occupational therapy, and research conducted in all fields of medicine, interesting original articles, case reports, reviews, short communication, and editorials.

Scope

Biochemistry (Medical)

This scope includes biochemical mechanisms behind the pathogenesis, diagnosis, and management of human diseases and research concerning the subjects of Medical Biochemistry.

Epidemiology

This scope includes the spread of disease patterns or health-related events, the factors that can influence these events, and how to control them.

Health Professions

This scope includes applications in the health sector (principles, procedures, care, treatment, rehabilitation, knowledge, etc.) carried out and developed by health workers.

Occupational Therapy

This scope covers toxicology, ergonomics, psychosocial factors and other health issues relevant to workers, particularly on recent developments in occupational health.

Editorial Team

Editor in Chief

Husnun Amalia

Fakultas Kedokteran Universitas Trisakti, Indonesia

Academic profile:     

Deputy Editor-in-Chief

ML Edy Parwanto

Fakultas Kedokteran Universitas Trisakti, Indonesia

Academic profile:     

Associate Editor

Nany Hairunisa

Fakultas Kedokteran Universitas Trisakti, Indonesia

Academic profile:    

Magdalena Wartono



Fakultas Kedokteran Universitas Trisakti, Indonesia

Academic profile:

Editorial Boards

Adi Hidayat

Fakultas Kedokteran Universitas Trisakti, Indonesia

Academic profile:    




Yenny

Fakultas Kedokteran Universitas Trisakti, Indonesia

Academic profile:    





Laksmi Maharani

Fakultas Kedokteran Universitas Trisakti, Indonesia

Academic profile:    




Monica Dwi Hartanti

Fakultas Kedokteran Universitas Trisakti, Indonesia

Academic profile:    




Raditya Wratsangka

Fakultas Kedokteran Universitas Trisakti, Indonesia

Academic profile:    






Siti Sugih Hartiningsih

STIKes Dharma Husada Bandung, Indonesia

Academic profile:    



Dito Anugroho

Universitas Muhammadiyah (Unismuh) Makassar, Indonesia

Academic profile:     

Emad Yousif

Al-Nahrain University



Academic profile:  

Reviewer

- [Kurniasari](#)

Department of Pharmacology and Pharmacy, Faculty of Medicine, Universitas Trisakti, Jakarta, Indonesia



Email : kurniasari@trisakti.ac.id

Academic profile:  

- [Kartini](#)

Department of Histology, Faculty of Medicine, Universitas Trisakti, Jakarta, Indonesia



Email : kartiniedwin@trisakti.ac.id

Academic profile:  

- [Nuryani Sidarta](#)

Department of Anatomy, Faculty of Medicine, Universitas Trisakti, Jakarta, Indonesia

Email : nuryani_sidarta@trisakti.ac.id

Academic profile:  

Editorial



Screening T4 and TSH in Early Detection of Congenital Hypothyroidism in Newborns: What's the Dilemma?

Yasmine Mashabi

1-5

PDF

Original Article



CD68 Expression on Macrophages as Anti-Inflammatory Effect of Tamarillo (*Solanum betaceum* Cav.) Fruit Peel Ethanol Extract (Study on Carrageenan-Induced Buccal Mucosa of Rats)

Jelita Febrilia Bindaputri, Janti Sudiono

6-16

PDF

Relationship Between Blood Lead (Pb) Levels and Hypertension in Motorcycle Taxi Drivers

Julian Chendrasari, Indah Widya Lestari, Florinda Ilona, Reza Digambiro

17-23

PDF

The association between Stress Levels and Social Support in Mothers Regarding Exclusive Breastfeeding in Samarinda

Ratih Wirapuspita Wisnuwardani, Nurul Afiah, Siti A'isyah, Reny Novasty, Rina Tri Agustini

24-33

PDF

The Effect of Sleep Patterns to Incident of Hypertension: A Case-Control Study of Fishermen on the Puger Coast, Jember District

Nur Fitri Widya Astuti, Nazilatul Wahyuni Munawaroh

34-43

PDF

Patient Characteristics Correlation with Cost of Hospitalisation in Ischemic Stroke Geriatric Patient

Dhanang Prawira Nugraha, Martanty Aditya

44-51

PDF

The Relationship of Flat Foot to Agility in Children Aged 7-10 Years

Nuryani Sidarta, Ririn Afyora

52-60

PDF

The Correlation between Laboratory Metabolic Profile and Blood Pressure

Diana Samara, Magdalena Wartono, Adrianus Kosasih

61-70

PDF

Relationship Between Pterygium and Dry Eye Syndrome Among Delivery Motorbike Drivers

Erlani Kartadinata, Husnun Amalia, Anggraeni Adiwardhani, Riani Witjaksana, Noviani Prasetyaningsih, Eveline Margo, Yohana Yohana

71-81

PDF

Relationship between Blood Magnesium Level, Physical Fitness and Stress Level in Online Driver

Fransisca Chondro, Eveline Margo, Astri Handayani, Juni Chudri

82-90

PDF

Case Report



Painless Placental Abruption with 80% Retroplacental Bleeding: Case Report

Atut Cich Mayasari, Nugroho Abikusno, Laksmi Maharani, Raditya Wratsangka

91-97

 PDF

The Challenges in Treating Obesity Patients with Major Depressive Disorder (MDD) Treatment: a Case Report

Erita Istriana, Verawati Sudarma

98-103

 PDF

Review Article



Estradiol Towards Sepsis

Agustina Br. Haloho, Ramzi Amin, Mgs. Irsan Saleh, Krisna Murti

104-112

 PDF

Review: an Overview of Neurodegenerative Diseases: Huntington, Alzheimer, and Parkinson

Ina Karlina, Eka Fitri Siti Andriyani, Arini Dian Pratiwi, Filosofia Florista Tesla Aulia Prasasti, Woro Anindito Sri Tunjung, Zuliyati Rohmah, Ardaning Nuriliani

113-123

 PDF

Role Of Exercise Intensity in Skeletal Muscle Hypertrophy

Nur Ayu Virginia Irawati, Nova Sylviana, Leonardo Lubis

124-132

 PDF

ORIGINAL ARTICLE

Relationship between Blood Magnesium Level, Physical Fitness and Stress Level in Online Driver


Hubungan Kadar Magnesium dan Kebugaran dengan Tingkat Stress pada Pengemudi Ojek Online

Fransisca Chondro^{1M}, Eveline Margo¹, Astri Handayani¹, Juni Chudri¹, Eni Endang Sari²

¹Department of Physiology, Faculty of Medicine, Universitas Trisakti

²Medical education study program, Faculty of Medicine, Universitas Trisakti.

[✉fransisca_chondro@trisakti.ac.id](mailto:fransisca_chondro@trisakti.ac.id)

 <https://doi.org/10.18051/JBiomedKes.2024.v7.82-90>

ABSTRACT

Background

Most countries around the world suffered from the high-level transmission COVID-19. Thus, the government enforced a policy for the citizens to work from home. These restrictions impact the mental health of the citizens, and the prevalence of stress increases. Some of the factors that affect stress are magnesium intake and physical fitness. The study found that magnesium levels and fitness are correlated with stress levels. But some studies got different results. Thus, learning more about the relationship between magnesium level, fitness, and stress level is necessary.

Methods

This is a cross-sectional design study with consecutive non-random sampling methods. This study involving online drivers was held in Kampus B, Fakultas Kedokteran Universitas Trisakti, in September 2022. The inclusion criteria are aged 15-64 years, willing to sign the informed consent, can communicate well, while the exclusion criteria are in the therapy of anti-depressant or anti-anxiety drugs, and has a history of heart attack within one month.

Results

Based on the data, it can be concluded that most respondents are male, from the middle-aged group, and suffer from obesity, and about 50% of the respondents suffer from high blood pressure. Most respondents have normal blood-magnesium levels and medium levels of stress, while all the respondents have poor or very poor physical fitness. On the Chi-square test between age, sex, body mass index, blood pressure, physical fitness and stress level, the level of significance consecutively are 0.645; 0.208; 0.364; 0.451 and 1.000. While on the Fisher test, the significance level between blood magnesium level and stress level is 0.099.

Conclusions

Based on the bivariate test, it can be concluded that there is no significant relationship between age, sex, body mass index, blood pressure, physical fitness and blood magnesium level with the stress level.

Keywords: fitness; magnesium; stress level

ABSTRAK**Latar Belakang**

Penyakit COVID-19 memiliki tingkat penyebaran yang sangat tinggi sehingga pemerintah negara di dunia memberlakukan pembatasan aktivitas bagi penduduknya dengan memberlakukan kebijakan *work from home*. Hal ini berdampak bagi kesehatan mental masyarakat ditandai dengan peningkatan kejadian stres secara bermakna. Salah satu faktor yang mempengaruhi terjadinya stres adalah asupan magnesium. Kadar magnesium tubuh mempengaruhi ketahanan seseorang terhadap stres, namun ada penelitian lain yang mendapatkan hasil berbeda. Faktor lain yang mempengaruhi stres adalah tingkat kebugaran, meskipun juga masih terdapat penelitian yang menyatakan tidak ada hubungan yang bermakna antara kebugaran dan stres. Perbedaan hasil ini membuat peneliti tertarik untuk meneliti hubungan kadar magnesium dan kebugaran dengan stres.

Metode

Penelitian ini adalah studi analitik observasional dengan desain *cross-sectional* dengan pengambilan sampel secara *consecutive non-random sampling*. Penelitian dilakukan di Kampus B, Fakultas Kedokteran Universitas Trisakti pada September 2022 dengan melibatkan pengemudi ojek online. Kriteria inklusi penelitian ini adalah berusia 15-64 tahun, bersedia menjadi responden dan menandatangani informed consent dan mampu berkomunikasi dengan baik. Kriteria eksklusi pada penelitian ini adalah sedang dalam terapi obat anti-depresan atau obat anti ansietas, memiliki riwayat angina dan serangan jantung dalam waktu 1 bulan sebelum pemeriksaan.

Hasil

Berdasarkan data diketahui responden terbanyak berusia setengah baya, berjenis kelamin laki-laki, dan tergolong dalam kelompok obesitas. Jumlah responden yang mengalami hipertensi dan tidak memiliki jumlah hampir sama yakni berkisar 50%. Sebagian besar responden memiliki kadar magnesium darah yang normal dan tingkat stres sedang, dan seluruh responden memiliki kebugaran yang kurang dan kurang sekali. Dari uji Chi square antara variabel usia, jenis kelamin, IMT, tekanan darah, kebugaran dengan tingkat stres didapatkan nilai p berturut-turut adalah 0.645; 0.208; 0.364; 0.451; dan 1.000. Pada uji Fisher antara variabel kadar magnesium darah dan tingkat stres didapatkan nilai $p=0.099$.

Kesimpulan

Tidak terdapat hubungan yang bermakna secara statistik antara usia, jenis kelamin, indeks massa tubuh, tekanan darah, kebugaran, kadar magnesium darah dan tingkat stres.

Kata Kunci: kebugaran; magnesium; tingkat stres

INTRODUCTION

In 2019 there was a rapid spread of COVID-19 disease transmission in all countries in the world. To overcome this, the governments of almost all countries impose activity restrictions. This turned out to have another impact on the population's mental health.¹ It is known that the imposition of long-term activity restrictions has increased the incidence of mental disorders. In Indonesia, there has been an increase in the prevalence of depressive emotional disorders in the Indonesian population along with increasing age, namely in the population aged 15-24 years by 6.2% and in the population aged over 75 years by 8.9%.² Study by Lusida MAP et al in East Java showed that after the COVID-19 pandemic, the prevalence of depression, anxiety, and stress respectively are 3.6%, 14.3%, and 7.9%.³ Another study by Sutarto AP, et al. on Indonesian workers showed an even higher prevalence for those cases with the prevalence of depression being 18.4%, anxiety is 46.4% and stress is 13.1%.⁴

A study by Salari et al. al found that the prevalence of stress during a pandemic was 29.6%, while a study by Setyavari in Iran found an increase in stress events reaching 51.7%.^{5,6} Stress is a person's adaptation mechanism in dealing with changes in the surrounding environment.⁷ Several factors affect stress levels, and one of them is magnesium levels. Magnesium levels are associated

with various diseases, such as mental disorders, cardiovascular disease, and diabetes mellitus.⁸ Magnesium plays a role in maintaining electrolyte balance and calcium, plays a role in DNA and RNA synthesis and cell respiration, and plays a direct role as an enzyme activator.^{9,10} Another factor that can affect stress levels is fitness. In an unfit body condition, a person becomes more susceptible to suffering from stress and depression, which will ultimately affect the quality of health and quality of life.^{11,12} Based on meta-analyses conducted on studies that assessed the relationship between fitness and stress, some state that there is a relationship between fitness and stress. In contrast, some studies get the opposite result.¹³ The study by Mok et al. found a relationship between fitness and stress, while another study by Cooper et al. got the opposite result.^{14,15} This difference in results made researchers interested in learning more about magnesium levels, fitness, and stress levels, and the objective of this study was to assess the relationship between magnesium levels, fitness, and stress levels in online drivers.

METHODS

Research design

This research is an observational analytic study with a cross-sectional design using a consecutive non-random sampling method. The research involving online motorcycle taxi drivers was conducted at Campus B, Faculty of Medicine, Trisakti University, in September 2022. The inclusion criteria for this study were 15-64 years old, willing to be a respondent, signing informed consent, and communicating well. Exclusion criteria in this study were respondents who were on anti-depressant or anti-anxiety medication and had a history of angina and heart attack within one month before the examination. The data will be processed by bivariate analysis with a chi-square test with a significance limit ($\alpha < 0.05$).

Data collection

The magnesium blood level was analyzed from the blood sample obtained by vein puncture, fitness level was assessed using a 6-minute walk test, and stress level was assessed using the PSS-10 questionnaire. The blood sample obtained by vein puncture was analyzed for magnesium level by Prodia laboratory. The fitness level of the respondent was assessed using a 6-minute walk test and the result of the distance was calculated into a formula that predicts the VO₂ max of the respondent. The PSS-10 questionnaire consists of 10 questions, and the results then classified based on the score into 3 categories: low stress level (score 0-13), moderate stress level (score 14-26), and high stress level (score 27-40).

Statistical analysis

Data analysis was performed using Statistical Package for Social Sciences (SPSS) for Windows 20.0 version with univariate and bivariate analysis. In univariate analysis, the description of the participants was tabulated regarding age, gender, blood pressure, body mass index, blood magnesium level, fitness, and stress level. The bivariate analysis was done using Chi-square and Fisher test with p-value < 0.05 . There were six bivariate tests done in this study. The tests analyzed the relationship between age and stress level, gender and stress level, body mass index and stress level, blood pressure and stress level, blood magnesium level, and stress level, and the last one was to analyse the relationship between fitness and stress level.

Ethical approval

This research received ethical approval from the Medical Research Ethics Commission of the Faculty of Medicine, Universitas Trisakti, with an ethical clearance letter number 174/KER/FK/VIII/2022.

RESULTS

Table 1. Sociodemographic Characteristics of Respondents

Variable	N	Percentage
Age		
Young adult	18	21.2
Middle aged	58	68.2
Old aged	9	10.6
Gender		
Male	69	81.2
Female	16	18.8
Blood pressure		
Not hypertension	43	50.6
Hypertension	42	49.4
Body Mass Index		
Underweight	8	9.4
Normal	23	27.1
Overweight	13	15.3
Obese	41	48.2
Magnesium Levels		
Normal	74	87.1
Abnormal	11	12.9
Fitness		
Very low	83	97.6
Low	2	2.4
Good	0	0
Very good	0	0
Stress Level		
Low	33	38.8
Moderate	52	61.2
High	0	0

Based on the data obtained, most respondents were middle-aged, and more than 80% were male. The physical examination found that the number of respondents who had hypertension and those who did not were almost the same, namely around 50% for each group. From the assessment of body mass index, it was found that most respondents belonged to the obese group. For the independent variable in this study, namely magnesium levels, it was found that 87% of respondents had blood magnesium levels within normal limits. In contrast, for the fitness variable, it was found that all respondents had less and significantly less fitness. For the stress variable, it appears that more than 60% of respondents have a moderate stress level (Table 1).

Table 2. Relationship between blood magnesium level, fitness, and stress level

	Stress Level		Total (n)	p
	Not Stress	Stress		
Age				
Young adult	15 (41.7)	21 (58.3)	36	0.645*
Middle – Old aged	18 (36.7)	31 (63.3)	49	
Gender				
Male	29 (42.1)	40 (57.9)	69	0.208*
Female	4 (25)	12 (75)	16	
Body Mass Index				
Underweight-normal	14 (45.2)	17 (54.8)	31	0.364*
Overweight-obese	19 (35.2)	35 (64.8)	54	
Blood Pressure				
Not Hypertension	15 (34.9)	28 (65.1)	43	0.451*
Hypertension	18 (42.9)	24 (57.1)	42	
Magnesium Level				
Normal	26 (35.1)	48 (64.9)	74	0.099^
Low	7 (63.6)	4 (36.4)	11	
Fitness				
Moderate-low	32 (38.5)	51 (61.5)	83	1.000^
Very Low	1 (50)	1 (50)	2	

*Chi square test, $p > 0.05$

^Fisher test, $p > 0.05$

Based on the bivariate analysis table with the Chi-square test, the results showed no statistically significant relationship between age and stress levels or between gender and stress levels with p values respectively 0.645 and 0.208. Likewise, in the chi-square test between body mass index and blood pressure with stress levels obtained p values of 0.364 and 0.451 it can be concluded that there is no statistically significant relationship between the two variables. The relationship between magnesium levels and stress levels and between fitness and stress levels was analyzed using Fisher's test, and the p values were 0.099 and 1.000, respectively, so it can be concluded that there was also no significant relationship between the two variables.

DISCUSSION

In the bivariate analysis for age and stress level variables, even though there was no statistically significant relationship, it was known that the number of respondents who experienced stress was higher in middle-old respondents compared to young adult respondents. Yunitri et al. obtained similar results, stating that the incidence of stress disorders due to the COVID-19 pandemic was more youthful than old age. In theory, it was stated that older adults were considered more vulnerable to stress disorders. However, a different conclusion was obtained in a study by Fiske et al., which said that although the incidence of stress in old age was lower, the consequences and the tendency to develop suicidal ideation were higher in older adults due to several stress-triggering factors and depression in old age such as changes in cognitive function, neurobiological changes, other events that can cause stress in life, and lack of interaction with the environment other than genetic factors.^{16,17}

In the analysis of the relationship between gender and stress levels, there was also no statistically significant relationship between the two. Still, if seen from the distribution of the data, it appears that the number of stress events is higher in women than men. The same results were obtained in studies by Fiske et al., Pappa et al., and Du et al., which stated that the incidence of anxiety disorders, stress, and depression was higher in women than men.¹⁷⁻¹⁹

Based on the results of bivariate tests between body mass index and stress levels, no significant relationship was found between the two. However, if you look more closely, the respondents with underweight-normal BMI, the number of respondents who suffer from stress disorders compared to those who do not have results that are not much different, while the respondents with overweight-obese BMI, the number of stress events is much higher, reaching more than 64 %. Similar results were obtained in the study by Du *et al.*, which stated no significant relationship between stress and body mass index. Still, both variables were significantly influenced by the intermediate variable, namely emotional eating.¹⁸ Different results were obtained in the study by Lin *et al.*, who stated that there is a correlation between stress events and body mass index. This difference in results could be due to the large number of samples where Lin *et al.*'s study involved 1700 respondents, while this study only involved 85 respondents.²⁰

The analysis of the relationship between blood pressure and stress levels obtained results that were not significant. If examined further, it can be seen that the number of stress events was found more in respondents who did not have hypertension. Similar results were obtained by Agyei *et al.*, who, in their study, stated that there was no significant relationship between psychosocial stress and blood pressure. Different results were obtained in research by Al-Isawi, where it was said that respondents who suffered from stress disorders had a relatively high incidence of hypertension, namely as much as 47%, but further studies were needed to assess the relationship between the two variables. In the study by Al-Isawi, there were 500 male respondents involved, while in this study only 85 respondents were involved and the respondents were both male and female. The differences in gender and number of respondents involved can be the cause of the differences in results.^{21,22}

In the analysis of the relationship between magnesium levels and stress levels, results were not statistically significant, where 64.9% of respondents with normal magnesium levels experienced stress levels, while only 36.4% of respondents with low magnesium levels experienced stress. This insignificant result could be due to the homogeneous characteristics of the respondents, where 87% of the respondents had normal blood magnesium levels. Different results were obtained from the study of Noah *et al.*, which stated that the administration of magnesium could improve depression and anxiety scores and changes in mood related to stressful conditions.²³ A study by Macian *et al.* in fibromyalgia patients with mild-moderate stress disorder and Allaert *et al.* also found a significant relationship between giving magnesium and reduced stress and fatigue levels.^(24,25) Studies by Kozin *et al.* *in vitro* also found that there was the effect of giving magnesium comenante before and during three days of exposure to stress will reduce the oxidative damage that occurs in these nerves. A study by Noah and Macian was a prospective double-blind randomized controlled trial and used DASS-42 to assess stress, while this study was a cross-sectional study and used a PSS-10 questionnaire to assess stress. The differences in methods and tools can cause the differences in the result.²⁶

The tests on the variables of fitness and stress also found no statistically significant relationship between the two. However, from the distribution of respondent data, it can be seen that as many as 61.5% of respondents with low fitness experienced stress. However, for respondents with very low fitness, the number of those who were stressed and those who were not stressed was the same number. This can be caused by an uneven distribution of data. In the initial data, no respondents had good or very good fitness. After cell merging, almost all respondents were included in the moderate-low fitness category, while the very low fitness category was only found in 2 respondents. The existence of this homogeneous data can be one of the causes of not obtaining a meaningful relationship between the two variables. Similar results were obtained in a study by Schilling, who found that increased fitness was related to the incidence of metabolic syndrome and blood pressure but not significantly related to levels of work stress.²⁷ The results of the analysis between fitness and stress differed from those obtained in the study by Maran *et al.*,

which states that physical exercise reduces stress levels so that, in the end, it increases the welfare of life in the police. The difference in the results can be caused by the different tools used to measure the stress. Maran et al used the General Health Questionnaire-12 and Distress thermometer, while this study used the PSS-10 questionnaire to assess the stress level. Besides, this was a cross-sectional study in which the respondents' fitness was only assessed without analyzing the type of physical activity they did before, while in the study by Maran et al the respondents could choose one of the available courses and participate in the course for 7 months.²⁸

The limitation of this study is that measurements were made only on variables of blood magnesium levels, fitness, and stress levels. This study does not measure other factors that can cause stress, such as social relations and economic factors. Suggestions for further research are to measure different variables that trigger stress so that it can be determined which factors most influence stress events other than magnesium levels and fitness.

CONCLUSION

From the statistical tests that have been carried out, it is known that there is no statistically significant relationship between the variables age, gender, BMI, blood pressure, magnesium levels, and fitness with stress levels. As for the BMI variables, although there is no statistically significant relationship the stress level was higher in overweight-obese respondents.

ACKNOWLEDGEMENT

Authors want to thank the Faculty of Medicine Universitas Trisakti for the support during the whole publication process of this article.

AUTHORS CONTRIBUTION

Study conception and design: FC, EM; data collection: FC, EM, AH, JC, EES; analysis and interpretation of results: AH, JC; draft manuscript preparation: FC. All authors reviewed the results and approved the final version of the manuscript.

FUNDING

This study was funded by the Faculty of Medicine, Universitas Trisakti.

CONFLICT OF INTEREST

"Competing interests: No relevant disclosures".

REFERENCES

1. Hossain MM, Rahman M, Trisha NF, et al. Prevalence of anxiety and depression in South Asia during COVID-19: A systematic review and meta-analysis. *Heliyon*. 2021;7:e06677. DOI: <https://doi.org/10.1016/j.heliyon.2021.e06677>
2. InfoDatin Kesehatan Jiwa. Pusat data dan informasi Kemenkes RI 2019.
3. Lusida MAP, Salamah S, Jonatan M, et al. Prevalence of and risk factors for depression, anxiety, and stress in non-hospitalized asymptomatic and mild COVID-19 patients in East Java province, Indonesia. *PLoS ONE*. 2022;17(7):e0270966. DOI: <https://doi.org/10.1371/journal.pone.0270966>

4. Sutarto AP, Wardaningsih S, Putri WH. Work from home: Indonesian employees' mental well-being and productivity during the COVID-19 pandemic. *International Journal of Workplace Health Management*. 2021;14(4):386-408. DOI: <https://doi.org/10.1108/IJWHM-08-2020-0152>
5. Servatyari K, Mohammadzadeh S, Rahmani K, et al. The prevalence of depression, anxiety, stress, and related factors among COVID-19 patients in Kurdistan Province, Iran. *WHO South-East Asia J Public Health*. 2021;10:18-24. DOI: [10.4103/WHO-SEAJPH. WHO-SEAJPH_29_21](https://doi.org/10.4103/WHO-SEAJPH. WHO-SEAJPH_29_21)
6. Salari N, Hosseini-Far A, Jalali R, et al. Prevalence of stress, anxiety, depression among the general population during the COVID-19 pandemic: a systematic review and meta-analysis. *Globalization and health*. 2020;16:57. DOI: <https://doi.org/10.1186/s12992-020-00589-w>
7. Pickering G, Mazur A, Trousselard M, et al. Magnesium status and stress: the vicious circle concept revisited. *Nutrients*. 2020;12:3672. DOI: [10.3390/nu12123672](https://doi.org/10.3390/nu12123672)
8. Boyle NV, Lawton C, Dye L. The effects of magnesium supplementation on subjective anxiety and stress – a systematic review. *Nutrients*. 2017;9:429. DOI: [10.3390/nu9050429](https://doi.org/10.3390/nu9050429)
9. Gröber U, Schmidt J, Kisters K. Magnesium in prevention and therapy. *Nutrients*. 2015;7:8199-226. DOI: [10.3390/nu7095388](https://doi.org/10.3390/nu7095388)
10. Volpe SL. Magnesium in disease prevention and overall health. *Adv Nutr*. 2013;4:378S-83S. DOI: [10.3945/an.112.003483](https://doi.org/10.3945/an.112.003483).
11. Tarp J, Stole AP, Blond K, et al. Cardiorespiratory fitness, muscular strength, and risk of type 2 diabetes: a systematic review and meta-analysis. *Diabetologia*. 2019;62:1129-42. DOI: <https://doi.org/10.1007/s00125-019-4867-4>
12. Ningrum BP, Chondro F. Hubungan antara tingkat kemandirian dan kebugaran dengan kualitas hidup lansia. *J Biomedika dan Kesehatan*. 2019;2(4):138-43. DOI: [10.18051/JBiomedKes.2019.v2.138-143](https://doi.org/10.18051/JBiomedKes.2019.v2.138-143)
13. Gimenez-Meseguer J, Tortosa-Martinez J, Cortell-Tormo JM. The benefits of physical exercise on mental disorder and quality of life in substance use disorder patients. Systematic review and meta-analysis. *Int J Environ Res Public Health*. 2020;17:2680. DOI: [10.3390/ijerph17103680](https://doi.org/10.3390/ijerph17103680)
14. Mok J, Brown M, Akam EC. The lasting effects of resistance and endurance exercise interventions on breast cancer patient mental wellbeing and physical fitness. *Scientific reports*. 2022;12:3504. DOI: <https://doi.org/10.1038/s41598-022-07446-3>
15. Cooper R, Stafford M, Hardy R, et al. Physical capability and subsequent positive mental wellbeing in older people: findings from five HALCyon cohorts. *AGE*. 2014;36:445-56. DOI: [10.1007/s11357-013-9553-8](https://doi.org/10.1007/s11357-013-9553-8)
16. Yunitri N, Chu H, Kang XL, et al. Global prevalence and associated risk factors of post-traumatic stress disorder during COVID-19 pandemic: A meta analysis. *Int J Nurs Stud*. 2022;126:104136. DOI: [10.1016/j.ijnurstu.2021.104136](https://doi.org/10.1016/j.ijnurstu.2021.104136).
17. Fiske A, Wetherell JL, Gatz M. Depression in older adults. *Annu Rev Clin Psychol*. 2009;5:262-89. DOI: [10.1146/annurev.clinpsy.032408.153621](https://doi.org/10.1146/annurev.clinpsy.032408.153621)
18. Pappa S, Ntella V, Giannakas T, et al. Prevalence of depression, anxiety, and insomnia among healthcare workers during the COVID-19 pandemic: A systematic review and meta-analysis. *Brain Behav Immun*. 2020;88:901-7. DOI: [10.1016/j.bbi.2020.05.026](https://doi.org/10.1016/j.bbi.2020.05.026).
19. Du C, Adjepong M, Zan MCH, et al. Gender differences in the relationship between perceived stress, eating behaviors, sleep, dietary risk, and body mass index. *Nutrients*. 2022;14(5):1045. DOI: [10.3390/nu14051045](https://doi.org/10.3390/nu14051045).
20. Lin Y, Tung Y, Yen Y, et al. Food addiction mediates the relationship between perceived stress and body mass index in Taiwan young adults. *Nutrients*. 2020;12(7):1951. DOI: [10.3390/nu12071951](https://doi.org/10.3390/nu12071951).
21. Agyei B, Nicolaou M, Boateng L, et al. Relationship between psychosocial stress and hypertension among Ghanaian in Amsterdam, the Netherlands - the GHAI study. *BMC Public Health*. 2014;14(692).
22. Al-Isawi Z, Kadhim S, Yahya Y, et al. Stress as a possible cause of a high incidence of hypertension and diabetes and a low incidence of asthma in the Iraqi population. *Journal of Medicine and Life*. 2023;16(3):434-41. DOI: [10.25122/jml-2022-0266](https://doi.org/10.25122/jml-2022-0266)

23. Noah L, Dye L, De Fer BB, et al. Effect of magnesium and vitamin B6 supplementation on mental health and quality of life in stressed healthy adults: Post-hoc analysis of a randomised controlled trial. *Stress and Health*. 2021;37:1000-9. DOI: 10.1002/smi.3051.
24. Macian N, Duale C, Voute M, et al. Short-term magnesium therapy alleviates moderate stress in patients with fibromyalgia: A randomized double-blind clinical trial. *Nutrients*. 2022;14(2088). DOI: 10.3390/nu14102088.
25. Allaert FA, Courau S, Forestier A. Effect of magnesium, probiotic, and vitamin food supplementation in healthy subjects with psychological stress and evaluation of a persistent effect after discontinuing intake. *Panminerva Medica*. 2016;58(4):263-70.
26. Kozin S, Kravtsov A, Ivashchenko L, et al. Study of the magnesium comenate structure, its neuroprotective and stress-protective activity. *Int J Mol Sci*. 2023;24(8046). DOI: 10.3390/ijms24098046.
27. Schilling R, College F, Gerber M. Stress-buffering effects of physical activity and cardiorespiratory fitness on metabolic syndrome: A prospective study in police officers. *PLoS ONE*. 2020;15(7):e0236526. DOI: 10.1371/journal.pone.0236526.
28. Maran DA, Zedda M, Varetto A. Physical practice and wellness courses reduce distress and improve wellbeing in police officers. *Int J Environ Res Public Health*. 2018;15:578. DOI: 10.3390/ijerph15040578.



This work is licensed under a Creative Commons Attribution Non-Commercial 4.0 International License

Magnesium 2

by Fransisca Chondro 2

Submission date: 28-Jun-2023 12:16AM (UTC+0700)

Submission ID: 2123546696

File name: Manuskrip_penelitian_Mg_utk_translate_fin_270623.docx (33.45K)

Word count: 3332

Character count: 19001

**HUBUNGAN KADAR MAGNESIUM DAN KEBUGARAN DENGAN TINGKAT STRES
PADA PENGEMUDI OJEK ONLINE**

**RELATIONSHIP BETWEEN BLOOD MAGNESIUM LEVEL, PHYSICAL FITNESS
AND STRESS LEVEL IN ONLINE DRIVER**

Fransisca Chondro^{1*}, Eveline Margo¹, Astri Handayani¹, Juni Chudri¹, Eni Endang Sari²

¹ Department of Physiology, ⁶ Faculty of Medicine, Universitas Trisakti, Indonesia

² Medical Education Study Program, Faculty of Medicine, Universitas Trisakti, Indonesia

* Faculty of Medicine, Campus B ¹⁰ Universitas Trisakti, Jl. Kyai Tapa no. 1, Grogol, Jakarta-11440.

Email: fransisca_chondro@trisakti.ac.id

ABSTRAK

Hubungan Kadar Magnesium dan Kebugaran dengan Tingkat Stres pada Pengemudi Ojek Online

LATAR BELAKANG

Penyakit COVID-19 memiliki tingkat penyebaran yang sangat tinggi sehingga pemerintah dari hampir seluruh negara di dunia memberlakukan pembatasan aktivitas bagi penduduknya, salah satunya melalui kebijakan *work from home*. Namun, pembatasan aktivitas jangka panjang ini memiliki dampak bagi kesehatan mental masyarakat ditandai dengan meningkatnya angka kejadian stres secara bermakna. Salah satu faktor yang mempengaruhi terjaidnya stres adalah asupan magnesium. Diketahui kadar magnesium tubuh mempengaruhi ketahanan seseorang terhadap stres, meskipun terdapat penelitian lain yang mendapatkan hasil yang berbeda. Faktor lain yang mempengaruhi stres adalah tingkat kebugaran, meskipun juga masih terdapat penelitian yang menyatakan tidak ada hubungan yang bermakna antara kebugaran dan stres. Adanya perbedaan hasil ini membuat peneliti tertarik untuk mengangkat topik hubungan kadar magnesium dan kebugaran dengan stres.

METODE

Penelitian ini adalah studi analitik observasional dengan desain *cross-sectional* menggunakan metode pengambilan sampel secara *consecutive non-random sampling*. Penelitian dilakukan di Kampus B, Fakultas Kedokteran Universitas Trisakti pada bulan September 2022 dengan melibatkan pengemudi ojek online. Kriteria inklusi penelitian ini adalah berusia 15-64 tahun, bersedia menjadi responden dan menandatangani informed consent dan mampu berkomunikasi dengan baik. Kriteria eksklusi pada penelitian ini adalah responden yang sedang dalam terapi obat anti-depresan atau obat anti ansietas, memiliki riwayat angina dan serangan jantung dalam waktu 1 bulan sebelum pemeriksaan.

HASIL

Berdasarkan data diketahui responden terbanyak berusia setengah baya, berjenis kelamin laki-laki, dan tergolong dalam kelompok obesitas. Jumlah responden yang mengalami hipertensi dan tidak memiliki jumlah hampir sama yakni berkisar 50%. Sebagian besar responden memiliki kadar

magnesium darah yang normal dan tingkat stres sedang, dan seluruh responden memiliki kebugaran yang kurang dan kurang sekali. Dari uji Chi square antara variabel usia, jenis kelamin, IMT, tekanan darah, kebugaran dengan tingkat stres didapatkan nilai p berturut-turut adalah 0,645; 0,208; 0,364; 0,451; dan 1,000. Pada uji Fisher antara variabel kadar magnesium darah dan tingkat stres didapatkan nilai $p=0,099$.

KESIMPULAN

Tidak terdapat hubungan yang bermakna secara statistik antara usia, jenis kelamin, indeks massa tubuh, tekanan darah, kebugaran, kadar magnesium darah dan tingkat stres.

Kata kunci: magnesium, kebugaran, tingkat stres

ABSTRACT

BACKGROUND

Most countries around the world suffered from the ~~high-level transmission~~ ~~high-level transmission~~ of COVID-19. Thus, the government enforced a policy for the citizens to work from home. These restrictions ~~impact~~ ~~have an impact~~ ²⁰ on the mental health of the citizens, and the prevalence of stress increases. Some of the factors that affect stress are magnesium intake and physical fitness. ~~The study~~ ~~Study~~ found that magnesium ~~levels~~ ~~level~~ and fitness are correlated with stress ~~levels~~ ~~level~~. But some studies got different results. Thus, ~~learning it's necessary to learn~~ more about the relationship between magnesium level, fitness, and stress level ~~is necessary~~.

METHOD

This is a cross-sectional design study with consecutive ~~non-random~~ ~~non-random~~ sampling methods. This study ~~involving online drivers was~~ held in Kampus B, Fakultas Kedokteran Universitas Trisakti, in September 2022 ~~involving online drivers~~. The inclusion criteria are aged 15-64 years, ¹ willing to sign the informed consent, can communicate well, ~~while the exclusion criteria~~ are in the therapy of anti-depressant or anti-anxiety drugs, ~~and~~ has a history of heart attack within ~~one~~ month.

RESULTS

¹ Based on the data, it can be concluded that most respondents are male, from the ~~middle-aged~~ ~~middle aged~~ group, and suffer from obesity, and about 50% of the respondents ~~suffers~~ ~~suffered~~ from high blood pressure. Most ~~of the~~ respondents have normal blood-magnesium levels and medium ~~levels~~ ~~level~~ of stress, while all the respondents have poor or very poor physical fitness. On the ~~Chi-square~~ ~~Chi-square~~ test between ⁷ age, sex, body mass index, blood pressure, physical fitness and stress level, the level of significance consecutively are 0,645; 0,208; 0,364; 0,451 and 1,000. While on the Fisher test, ~~the significance level~~ between blood magnesium level and stress level, ~~the level of significance~~ is 0,099.

¹¹ CONCLUSION

Based on the bivariate test, it can be concluded that there is no significant relationship between age, sex, body mass index, blood pressure, physical fitness and blood magnesium level with the stress level.

Keywords: magnesium, fitness, stress level

INTRODUCTION

In 2019 there was a rapid spread of COVID-19 disease transmission in all countries in the world. To overcome this, the governments of almost all countries impose activity restrictions. This turned out to have another impact on the population's mental health. ⁽¹⁾ It is known that the imposition of long-term activity restrictions has increased the incidence of mental disorders. In Indonesia, there has been an increase in the prevalence of depressive emotional disorders in the Indonesian population along with increasing age, namely in the population aged 15-24 years by 6.2% and in the population aged over 75 years by 8.9%. ⁽²⁾

A study by Salari et al. al found that the prevalence of stress during a pandemic was 29.6%, while a study by Setyavari in Iran found an increase in stress events reaching 51.7%. ^(3,4) Stress is a person's adaptation mechanism in dealing with changes in the surrounding environment. ⁽⁵⁾ several factors affect stress levels, and one of them is magnesium levels. Magnesium levels are associated with various diseases, such as mental disorders, cardiovascular disease and diabetes mellitus. ⁽⁶⁾ Magnesium plays a role in maintaining electrolyte balance and calcium, plays a role in DNA and RNA synthesis and cell respiration, and plays a direct role as an enzyme activator. ^(7,8) Another factor that can affect stress levels is fitness. In an unfit body condition, a person becomes more susceptible to suffering from stress and depression, which will ultimately affect the quality of health and quality of life. ^(9,10) Based on meta-analyses conducted on studies that assessed the relationship between fitness and stress, some state that there is a relationship between fitness and stress. In contrast, some studies get the opposite result. ⁽¹¹⁾ The study by Mok et al. found a relationship between fitness and stress, while another study by Cooper et al. got the opposite result. ^(12,13) This difference in results made researchers interested in learning more about the relationship between magnesium levels, fitness and stress levels.

2

METHODS

This research is an observational analytic study with a cross-sectional design using a consecutive non-random sampling method. The research involving online motorcycle taxi drivers was conducted at Campus B, Faculty of Medicine, Trisakti University, in September 2022. The inclusion criteria for this study were 15-64 years old, willing to be a respondent, signing informed consent, and communicating well. Exclusion criteria in this study were respondents who were on anti-depressant or anti-anxiety medication and had a history of angina and heart attack within one month before the examination. The data will be processed by bivariate analysis with a chi-square test with a significance limit ($\alpha < 0.05$).

RESULTS

Table 1. Sociodemographic Characteristics of Respondents

	N	Percentage
Age		
- Young adult	18	21,2
- Middle aged	58	68,2
- Old aged	9	10,6
Gender	69	81,2
- Male	16	18,8
- Female		
Blood pressure	43	50,6
- Not hypertension	42	49,4
- Hypertension		
Body Mass Index	8	9,4
- Underweight	23	27,1
- Normal	13	15,3
- Overweight	41	48,2
- Obese		
Magnesium Levels	74	87,1
- Normal	11	12,9
- Abnormal		
Fitness		
Based on VO2 max	83	97,6
- Very low	2	2,4
- Low	0	0

- Good	0	0
- Very good		
Stress Level		
- Low	33	38,8
- Moderate	52	61,2
- High	0	0

	Not Stress	Stress Level	N	p
Age				
- Young adult	15 (41,7)	21 (58,3)	36	0,645*
- Middle – Old aged	18 (36,7)	31 (63,3)	49	
Gender				
- Male	29 (42,1)	40 (57,9)	69	0,208*
- Female	4 (25)	12 (75)	16	
Body Mass Index				
- Underweight-normal	14 (45,2)	17 (54,8)	31	0,364*
- Overweight-obese	19 (35,2)	35 (64,8)	54	
Blood Pressure				
- Not Hypertension	15 (34,9)	28 (65,1)	43	0,451*
- Hypertension	18 (42,9)	24 (57,1)	42	
Magnesium Level				
- Normal	26 (35,1)	48 (64,9)	74	0,099^
- Low	7 (63,6)	4 (36,4)	11	
Fitness				
- Moderate-low	32 (38,5)	51 (61,5)	83	1,000^
- Very Low	1 (50)	1 (50)	2	

⁴
* Chi square test, $p > 0,05$

^ Fisher test, $p > 0,05$

RESULTS

Based on the data obtained, most respondents were middle-aged, and more than 80% were male. The physical examination found that the number of respondents who had hypertension and those who did not were almost the same, namely around 50% for each group. From the assessment of body mass index, it was found that most respondents belonged to the obese group. For the

independent variable in this study, namely magnesium levels, it was found that 87% of respondents had blood magnesium levels within normal limits. In contrast, for the fitness variable, it was found that all respondents had less and significantly less fitness. For the stress variable, it appears that more than 60% of respondents have a moderate stress level.

Based on the bivariate analysis table with the Chi-square test, the results showed no statistically significant relationship between age and stress levels or between gender and stress levels with p values respectively 0.645 and 0.208. Likewise, in the chi-square test between body mass index and blood pressure with stress levels obtained p values of 0.364 and 0.451 so that it can be concluded that there is no statistically significant relationship between the two variables. The relationship between magnesium levels and stress levels and between fitness and stress levels was analyzed using Fisher's test, and the p values were 0.099 and 1.000, respectively, so it can be concluded that there was also no significant relationship between the two variables.

DISCUSSION

In the bivariate analysis for age and stress level variables, even though there was no statistically significant relationship, it was known that the number of respondents who experienced stress was higher in middle-old respondents compared to young adult respondents. Yunitri et al. obtained similar results, stating that the incidence of stress disorders due to the COVID-19 pandemic was more youthful than old age. In theory, it was stated that older adults were considered more vulnerable to stress disorders. However, a different conclusion was obtained in a study by Fiske et al., which said that although the incidence of stress in old age was lower, the consequences and the tendency to develop suicidal ideation were higher in older adults due to several stress-triggering factors and depression in old age such as changes in cognitive function, neurobiological changes, other events that can cause stress in life, and lack of interaction with the environment other than genetic factors. (14,15)

In the analysis of the relationship between gender and stress levels, there was also no statistically significant relationship between the two. Still, if seen from the distribution of the data, it appears that the number of stress events is higher in women than men. The same results were obtained in studies by Fiske et al., Pappa et al., and Du et al., which stated that the incidence of anxiety disorders, stress and depression was higher in women than men. (15,16,17)

Based on the results of bivariate tests between body mass index and stress levels, no significant relationship was found between the two. However, if you look more closely, the respondents with underweight-normal BMI, the number of respondents who suffer from stress disorders compared to those who do not have results that are not much different, while the respondents with overweight-obese BMI, the number of stress events is much higher, reaching more than 64 %. Similar results were obtained in the study by Du et al., which stated no significant relationship between stress and body mass index. Still, both variables were significantly influenced by the intermediate variable, namely emotional eating. (17) Different results were obtained in the study by Lin et al., who stated that there is a correlation between stress events and body mass index. This difference in results could be due to the large number of samples where Lin et al.'s study involved 1700 respondents. (18)

The analysis of the relationship between blood pressure and stress levels obtained results that were not significant. If examined further, it can be seen that the number of stress events was found more in respondents who did not have hypertension. Similar results were obtained by Agyei et al., who, in their study, stated that there was no significant relationship between psychosocial stress and blood pressure. Different results were obtained in research by Al-Isawi, where it was said that respondents who suffered from stress disorders had a relatively high incidence of hypertension, namely as much as 47%, but further studies were needed to assess the relationship between the two variables. (19,20)

In the analysis of the relationship between magnesium levels and stress levels, results were not statistically significant, where 64.9% of respondents with normal magnesium levels experienced stress levels, while only 36.4% of respondents with low magnesium levels experienced stress. This insignificant result could be due to the homogeneous characteristics of the respondents, where 87% of the respondents had normal blood magnesium levels. Different results were obtained from the study of Noah et al., which stated that the administration of magnesium could improve depression and anxiety scores and changes in mood related to stressful conditions. (21) A study by Macian et al. in fibromyalgia patients with mild-moderate stress disorder and Allaert et al. also found a significant relationship between giving magnesium and reduced stress and fatigue levels. (22,23) Studies by Kozin et al. in vitro also found that there was the effect of giving magnesium comenante before and during three days of exposure to stress will reduce the oxidative damage that occurs in the nerves.(24)

The tests on the variables of fitness and stress also found no statistically significant relationship between the two. However, from ¹ the distribution of respondent data, it can be seen that as many as 61.5% of respondents with low fitness experienced stress. However, for respondents with very low fitness, the number of those who were stressed and those who were not stressed had the same number. This can be caused by an uneven distribution of data. In the initial data, no respondents had good or very good fitness. After cell merging, almost all respondents were included in the moderate-low fitness category, while the very low fitness category was only found in 2 respondents. The existence of this homogeneous data can be one of the causes of not obtaining a meaningful relationship between the two variables. Similar results were obtained in a study by Schilling, who found that increased fitness was related to the incidence of metabolic syndrome and blood pressure but not significantly related to levels of work stress. (25) The results of the analysis between fitness and stress differed from those obtained in the study by Maran et al., which states that physical exercise reduces stress levels so that, in the end, it increases the welfare of life in the police. (26)

CONCLUSION

From the statistical tests that have been carried out, ³ it is known that there is no statistically significant relationship between the variables age, gender, BMI, blood pressure, magnesium levels and fitness with stress levels.

RESEARCH LIMITATIONS

The limitation of this study is that measurements were made only on variables of blood magnesium levels, fitness and stress levels. This study does not measure other factors that can cause stress, such as social relations and economic factors. Suggestions for further research are to measure different variables that trigger stress so that it can be determined which factors most influence stress events other than magnesium levels and fitness..

REFERENCE

1. Hossain MM, Rahman M, Trisha NF, et al. Prevalence of anxiety and depression in South Asia during COVID-19: A systematic review and meta-analysis. *Heliyon*. 2021;7:e06677. DOI: <https://doi.org/10.1016/j.heliyon.2021.e06677>
2. InfoDatin Kesehatan Jiwa. Pusat data dan informasi Kemenkes RI 2019.
3. Servatyari K, Mohammadzadeh S, Rahmani K, et al. The prevalence of depression, anxiety, stress, and related factors among COVID-19 patients in Kurdistan Province, Iran. *WHO South-East Asia J Public Health*. 2021;10:18-24. DOI: 10.4103/WHO-SEAJPH.WHO-SEAJPH_29_21
4. Salari N, Hosseini-Far A, Jalali R, et al. Prevalence of stress, anxiety, depression among the general population during the COVID-19 pandemic: a systematic review and meta-analysis. *Globalization and health*. 2020;16:57. DOI: <https://doi.org/10.1186/s12992-020-00589-w>
5. Pickering G, Mazur A, Trousselard M, et al. Magnesium status and stress: the vicious circle concept revisited. *Nutrients*. 2020;12:3672. DOI: 10.3390/nu12123672
6. Boyle NV, Lawton C, Dye L. The effects of magnesium supplementation on subjective anxiety and stress – a systematic review. *Nutrients*. 2017;9:429. DOI: 10.3390/nu9050429
7. Gröber U, Schmidt J, Kisters K. Magnesium in prevention and therapy. *Nutrients*. 2015;7:8199-226. DOI:10.3390/nu7095388
8. Volpe SL. Magnesium in disease prevention and overall health. *Adv. Nutr.* 2013;4:378S-83S. DOI: 10.3945/an.112.003483.
9. Tarp J, Stole AP, Blond K, et al. Cardiorespiratory fitness, muscular strength, and risk of type 2 diabetes: a systematic review and meta-analysis. *Diabetologia*. 2019;62:1129-42. DOI: <https://doi.org/10.1007/s00125-019-4867-4>
10. Ningrum BP, Chondro F. Hubungan antara tingkat kemandirian dan kebugaran dengan kualitas hidup lansia. *Jurnal Biomedika dan Kesehatan*. 2019;2(4):138-43. DOI: 10.18051/JBiomedKes.2019.v2.138-143
11. Gimenez-Meseguer J, Tortosa-Martinez J, Cortell-Tormo JM. The benefits of physical exercise on mental disorder and quality of life in substance use disorder patients. Systematic review and meta-analysis. *Int. J. Environ. Res. Public Health*. 2020;17:2680. DOI: 10.3390/ijerph17103680

12. Mok J, Brown M, Akam EC. The lasting effects of resistance and endurance exercise interventions on breast cancer patient mental wellbeing and physical fitness. *Scientific reports*. 2022;12:3504. DOI: <https://doi.org/10.1038/s41598-022-07446-3>
13. Cooper R, Stafford M, Hardy R, et al. Physical capability and subsequent positive mental wellbeing in older people: findings from five HALCYon cohorts. *AGE*. 2014;36:445-56. DOI: 10.1007/s11357-013-9553-8
14. Yunitri N, Chu H, Kang XL, et al. Global prevalence and associated risk factors of post-traumatic stress disorder during COVID-19 pandemic: A meta analysis. *Int J Nurs Stud*. 2022;126:104136. DOI: 10.1016/j.ijnurstu.2021.104136.
15. Fiske A, Wetherell JL, Gatz M. Depression in older adults. *Annu Rev Clin Psychol*. 2009;5:262-89. DOI: 10.1146/annurev.clinpsy.032408.153621
16. Pappa S, Ntella V, Giannakas T, et al. Prevalence of depression, anxiety, and insomnia among healthcare workers during the COVID-19 pandemic: A systematic review and meta-analysis. *Brain Behav Immun*. 2020;88:901-7. DOI: 10.1016/j.bbi.2020.05.026.
17. Du C, Adjepong M, Zan MCH, et al. Gender differences in the relationship between perceived stress, eating behaviors, sleep, dietary risk, and body mass index. *Nutrients*. 2022;14(5):1045. DOI: 10.3390/nu14051045.
18. Lin Y, Tung Y, Yen Y, et al. Food addiction mediates the relationship between perceived stress and body mass index in Taiwan young adults. *Nutrients*. 2020;12(7):1951. DOI: 10.3390/nu12071951.
19. Agyei B, Nicolaou M, Boateng L, et al. Relationship between psychosocial stress and hypertension among Ghanaian in Amsterdam, the Netherlands - the GHAlA study. *BMC Public Health*. 2014;14(692).
20. Al-Isawi Z, Kadhim S, Yahya Y, et al. Stress as a possible cause of a high incidence of hypertension and diabetes and a low incidence of asthma in the Iraqi population. *Journal of Medicine and Life*. 2023;16(3):434-41. DOI: 10.25122/jml-2022-0266
21. Noah L, Dye L, De Fer BB, et al. Effect of magnesium and vitamin B6 supplementation on mental health and quality of life in stressed healthy adults: Post-hoc analysis of a randomised controlled trial. *Stress and Health*. 2021;37:1000-9. DOI: 10.1002/smi.3051.

22. Macian N, Duale C, Voute M, et al. Short-term magnesium therapy alleviates moderate stress in patients with fibromyalgia: A randomized double-blind clinical trial. *Nutrients*. 2022;14(2088). DOI: 10.3390/nu14102088.
23. Allaert FA, Courau S, Forestier A. Effect of magnesium, probiotic, and vitamin food supplementation in healthy subjects with psychological stress and evaluation of a persistent effect after discontinuing intake. *Panminerva Medica*. 2016;58(4):263-70.
24. Kozin S, Kravtsov A, Ivashchenko L, et al. Study of the magnesium comenate structure, its neuroprotective and stress-protective activity. *Int. J. Mol. Sci.* 2023;24(8046). DOI: 10.3390/ijms24098046.
25. Schilling R, College F, Gerber M. Stress-buffering effects of physical activity and cardiorespiratory fitness on metabolic syndrome: A prospective study in police officers. *PLoS ONE*. 2020;15(7):e0236526. DOI: 10.1371/journal.pone.0236526.
26. Maran DA, Zedda M, Varetto A. Physical practice and wellness courses reduce distress and improve wellbeing in police officers. *Int. J. Environ. Res. Public Health*. 2018;15:578. DOI: 10.3390/ijerph15040578.

Magnesium 2

ORIGINALITY REPORT

18%

SIMILARITY INDEX

13%

INTERNET SOURCES

15%

PUBLICATIONS

3%

STUDENT PAPERS

PRIMARY SOURCES

1	Syahwal Ichwantoro, Fransisca Chondro. "Hubungan antara aktivitas fisik dan kualitas tidur dengan stress di masa pandemi COVID-19", Jurnal Biomedika dan Kesehatan, 2022 Publication	4%
2	repository.trisakti.ac.id Internet Source	2%
3	doaj.org Internet Source	1%
4	www.tandfonline.com Internet Source	1%
5	jbiomedkes.org Internet Source	1%
6	phcogcommn.org Internet Source	1%
7	Caibao Lu, Yiqin Wang, Daihong Wang, Ling Nie, Ying Zhang, Qiuyu Lei, Jiachuan Xiong, Jinghong Zhao. "Hypomagnesemia and Short-Term Mortality in Elderly Maintenance Hemodialysis Patients", Kidney Diseases, 2020	1%

8 Submitted to Issaquah High School 1 %
Student Paper

9 Lina Lasminingrum, Shinta Fitri Boesoeri, Sally Mahdiani, Eveline Sabrina Ranti. "Association between Stage and Histopathological Type of Nasopharyngeal Cancer on Occurrence of Postirradiation Otitis Media with Effusion", International Journal of Surgery Open, 2021 <1 %
Publication

10 Submitted to Trisakti University <1 %
Student Paper

11 E Nurvitasari, R Z Maarebia, N B Sumanik. "The effectiveness of applying contextual approach based on environment toward chemistry learning achievement and scientific attitude", IOP Conference Series: Earth and Environmental Science, 2019 <1 %
Publication

12 www.neliti.com <1 %
Internet Source

13 wenisriwahyuni07.blogspot.com <1 %
Internet Source

14 www.scienceopen.com <1 %
Internet Source

15	Eduardo Sánchez-Sánchez, Jara Díaz-Jimenez, Ignacio Rosety, Maria José M. Alférez et al. "Perceived Stress and Increased Food Consumption during the 'Third Wave' of the COVID-19 Pandemic in Spain", <i>Nutrients</i> , 2021 Publication	<1 %
16	Md Mahbub Hossain, Mariya Rahman, Nusrat Fahmida Trisha, Samia Tasnim et al. "Prevalence of anxiety and depression in South Asia during COVID-19: A systematic review and meta-analysis", <i>Heliyon</i> , 2021 Publication	<1 %
17	academic.oup.com Internet Source	<1 %
18	docplayer.info Internet Source	<1 %
19	repository.upi.edu Internet Source	<1 %
20	www.frontiersin.org Internet Source	<1 %
21	www.slideshare.net Internet Source	<1 %
22	Alya Bakti Destiani, Fransisca Chondro. "Hubungan kadar hemoglobin A1c dengan kualitas tidur pada pasien diabetes mellitus tipe-2", <i>Jurnal Biomedika dan Kesehatan</i> , 2018	<1 %

23

F. J. E. Scheijen, G. L. Beltramo, S. Hoepfener, T. H. M. Housmans, M. T. M. Koper. "The electrooxidation of small organic molecules on platinum nanoparticles supported on gold: influence of platinum deposition procedure", *Journal of Solid State Electrochemistry*, 2007

Publication

24

Rachmannisa Shauma Aghna Syifa, Pusparini Pusparini. "Persepsi tubuh negatif meningkatkan kejadian eating disorders pada remaja usia 15-19 tahun", *Jurnal Biomedika dan Kesehatan*, 2018

Publication

25

apims.net
Internet Source

<1 %

26

bmjopen.bmj.com
Internet Source

<1 %

27

journal2.um.ac.id
Internet Source

<1 %

28

medicinescience.org
Internet Source

<1 %

29

www.ejournalwiraraja.com
Internet Source

<1 %

30

Aina Gabarrell-Pascuet, Helena García-Mieres, Iago Giné-Vázquez, Maria Victoria Moneta et

<1 %

al. "The Association of Social Support and Loneliness with Symptoms of Depression, Anxiety, and Posttraumatic Stress during the COVID-19 Pandemic: A Meta-Analysis", International Journal of Environmental Research and Public Health, 2023

Publication

31

"Principles and Practice of Geriatric Psychiatry", Wiley, 2010

Publication

<1 %

Exclude quotes Off

Exclude matches Off

Exclude bibliography On