

Recent Studies on Cancer Cell's Inhibition by Organotin(IV) Materials: An Overview

by Nany Hairunisa FK

Submission date: 25-Aug-2024 08:56AM (UTC+0700)

Submission ID: 2437406816

File name: fsubhi,_chem4.pdf (325.79K)

Word count: 4419

Character count: 26021



Recent Studies on Cancer Cell's Inhibition by Organotin (IV) Materials: An Overview

Falih Ibadi¹, Emad Yousif^{1,*}, Mohammed Al-Mashhadani¹,
Nany Hairunisa² and Muna Bufaroosha³

¹Department of Chemistry, College of Science, Al-Nahrain University, Jadriya, Baghdad, Iraq

²Department of Occupational Medicine, Faculty of Medicine, Universitas Trisakti, Jakarta, Indonesia

³Department of Chemistry, College of Science, UAE University, Al-Ain, UAE

Article's Information

Received:
19.04.2023
Accepted:
25.06.2023
Published:
30.06.2023

Keywords:

Organotin (IV) compounds
Cancer cells
Apoptosis
Anticancer drugs
Mechanism of action
Combination therapy

Abstract

Organotin (IV) compounds have been a focus of recent studies for their potential use in the treatment of cancer. This review provides an overview of recent studies on the inhibition of cancer cells by organotin (IV) materials. The literature suggests that organotin (IV) compounds can selectively target cancer cells and induce apoptosis, making them promising candidates for anticancer drugs. The review covers various types of organotin (IV) compounds, including those containing alkyl, aryl, and amino groups, and their mechanisms of action against cancer cells. Additionally, the study explores the potential toxicity and biocompatibility of these compounds and their derivatives, as well as their potential use in combination therapy. Overall, the results of recent studies suggest that organotin (IV) compounds show great potential for the treatment of cancer. However, more research is needed to fully understand their mechanism of action and potential side effects. The review highlights the need for continued investigation of these compounds and their derivatives to develop effective and safe anticancer therapies.

DOI: 10.22401/ANJS.26.2.04

*Corresponding author: emad.yousif@nahrainuniv.edu.iq



This work is licensed under a [Creative Commons Attribution 4.0 International License](https://creativecommons.org/licenses/by/4.0/)

1. Introduction

Cancer is a complex disease that arises from uncontrolled growth and division of cells. It is a leading cause of death worldwide, with an estimated 9.6 million deaths in 2018 alone [1]. Despite significant progress in cancer research, the development of effective treatments for many types of cancer remains a major challenge. This has led to increased interest in the search for new and innovative anticancer agents, including organotin (IV) compounds [2,3]. Organotin (IV) compounds have been widely investigated due to their unique physicochemical properties, which make them attractive for a range of industrial applications including as biocides, stabilizers, and catalysts [4-6]. In recent years, there has been growing interest in the potential use of organotin (IV) compounds as anticancer agents. Studies have shown that organotin (IV) compounds can selectively target cancer cells and induce apoptosis, making them promising candidates for anticancer drugs. Apoptosis, or programmed cell death, is a natural process that occurs in the body to eliminate unwanted or damaged cells. In cancer cells, this process is often disrupted, leading to uncontrolled growth and division [7,8]. Organotin (IV) compounds have been shown to induce apoptosis in cancer cells by various mechanisms, including inhibition of protein tyrosine

phosphatases, activation of caspases, and modulation of intracellular signaling pathways. These compounds have also been shown to have synergistic effects when used in combination with other anticancer agents, including chemotherapy and radiation therapy [9].

Despite their potential benefits, there are concerns about the toxicity and biocompatibility of organotin (IV) compounds. Some studies have shown that these compounds can cause toxicity in healthy cells, which could limit their use in clinical settings. However, recent studies have focused on the development of new derivatives of organotin (IV) compounds that exhibit reduced toxicity and improved biocompatibility [10]. This review provides an overview of recent studies on the inhibition of cancer cells by organotin (IV) materials. It covers various types of organotin (IV) compounds and their mechanisms of action against cancer cells. The review also explores the potential toxicity and biocompatibility of these compounds and their derivatives, as well as their potential use in combination therapy. This review aims to highlight the potential of organotin (IV) compounds as a new class of anticancer agents and to provide insight into the challenges that need to be overcome to fully realize their potential.

2. Organotin (IV) Compounds and Their Properties

Organotin (IV) compounds are organometallic compounds that contain a tin atom bonded to one or more organic ligands [11]. These compounds have a diverse range of properties that make them attractive for various industrial applications, including as biocides, stabilizers, and catalysts. One of the key properties of organotin (IV) compounds is their high stability, which arises from the strong bond between the tin atom and the organic ligands. This stability makes them resistant to degradation and makes them effective as preservatives and stabilizers in products such as plastics, paints, and textiles [12]. Organotin (IV) compounds also have unique electronic properties that make them attractive for use as catalysts in a range of organic reactions. The tin atom in these compounds has a vacant d orbital, which can be used to form a bond with a substrate or reagent, allowing for catalytic activity [1]. The published manuscript entitled [13] describes the synthesis and characterization of new organotin (IV) compounds that can be used as effective photo-stabilizers of polyvinyl chloride (PVC) materials. The authors utilized sulfamethoxazole as a ligand to form di- and tri-alkyltin (IV) complexes and evaluated their photo-stabilizing properties using UV-vis spectroscopy, thermogravimetric analysis (TGA), and other techniques as shown in Figure 1. The results showed that the synthesized compounds exhibited excellent photo-stabilizing properties, with some demonstrating higher efficiency than traditional stabilizers. This research provides valuable insight into the potential of organotin (IV) compounds as photo-stabilizers for PVC materials and highlights the importance of ligand design in the development of new and effective organotin (IV) compounds.

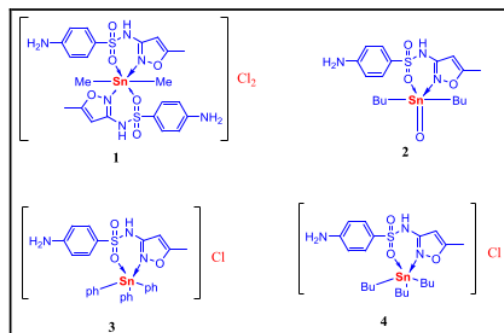


Figure 1. The chemical structure of organotin (IV) compounds 1-4 [13].

In addition to their industrial applications, organotin (IV) compounds have also been investigated for their potential use in medicine. Studies have shown that these compounds can selectively target cancer cells and induce apoptosis, making them promising candidates for anticancer drugs [14]. This selective targeting is thought to arise from the interaction of the organic ligands with specific receptors

or proteins on the surface of cancer cells [19]. However, there are also concerns about the toxicity and environmental impact of organotin (IV) compounds. Some of these compounds have been shown to cause toxicity in marine organisms and have been banned for use in certain applications [15]. In general, organotin (IV) compounds have a diverse range of properties that make them attractive for various industrial and medicinal applications. While there are concerns about their toxicity and environmental impact, ongoing research is focused on developing new compounds and derivatives that exhibit reduced toxicity and improved biocompatibility.

3. Inhibition of Cancer Cells by Organotin (IV) Compounds

Organotin (IV) compounds have been investigated for their potential as anticancer agents due to their ability to selectively target cancer cells and induce apoptosis. These compounds have been shown to inhibit the growth of a wide range of cancer cell lines, including breast, colon, prostate, lung, and leukemia [16, 17]. One of the mechanisms by which organotin (IV) compounds induce apoptosis in cancer cells is through the activation of caspase enzymes. Caspases are a family of enzymes that play a key role in apoptosis, and activation of these enzymes leads to the fragmentation of DNA and cell death. Organotin (IV) compounds have been shown to activate caspase-3 and caspase-9 in cancer cells, leading to apoptosis. The published manuscript by Stathopoulou et al. [18] describes the synthesis, characterization, and evaluation of the cytotoxicity of novel organotin derivatives of cholic acid against breast cancer cells. The authors synthesized and characterized several compounds and evaluated their cytotoxicity against MCF-7 breast cancer cells using various assays, including flow cytometry, fluorescence microscopy, and Western blotting. The results showed that the synthesized compounds induced apoptosis in MCF-7 cells by targeting the mitochondria and disrupting their function. The study provides valuable insights into the potential of organotin derivatives of cholic acid as promising anticancer agents and highlights the importance of developing compounds that target specific pathways and cellular components in cancer cells.

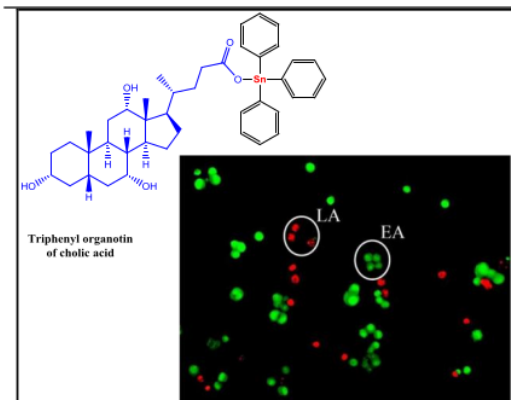


Figure 2. The chemical structure of the cholic acid organotin complex and fluorescence images of the MCF-7 cells incubated with the complex [18].

In addition to caspase activation, organotin (IV) compounds have also been shown to induce cell cycle arrest in cancer cells. Cell cycle arrest is a mechanism by which cells stop dividing and can lead to cell death or senescence. Organotin (IV) compounds have been shown to induce cell cycle arrest at the G2/M phase in cancer cells, preventing their proliferation and growth [19]. Some organotin (IV) compounds have also been shown to inhibit the activity of matrix metalloproteinases (MMPs), which are enzymes that play a key role in cancer metastasis. Inhibition of MMPs can prevent the spread of cancer cells to other parts of the body and can improve the efficacy of cancer treatment [20]. Organotin (IV) compounds have shown promise as potential anticancer agents due to their ability to selectively target cancer cells and induce apoptosis [21]. Further research is needed to develop and optimize these compounds for clinical use, and to address concerns about their toxicity and environmental impact.

4. Mechanisms of Action of Organotin (IV) Compounds in Cancer Cells

Organotin (IV) compounds have been shown to inhibit the growth and induce apoptosis of cancer cells through multiple mechanisms of action. These compounds are known to target different pathways involved in the regulation of cell growth, proliferation, and survival [22]. One of the mechanisms of action of organotin (IV) compounds is the activation of caspase enzymes. Caspases are a family of enzymes that play a key role in apoptosis, and activation of these enzymes leads to the fragmentation of DNA and cell death. Organotin (IV) compounds have been shown to activate caspase-3 and caspase-9 in cancer cells, leading to apoptosis [23]. Organotin (IV) compounds can also induce cell cycle arrest in cancer cells. Cell cycle arrest is a mechanism by which cells stop dividing and can lead to cell death or senescence. Organotin (IV) compounds have been shown to induce cell cycle arrest at the G2/M

phase in cancer cells, preventing their proliferation and growth [24].

In 2023 the published paper by Rasli group reports the findings of a study conducted to evaluate the cytotoxicity, apoptosis-inducing potential, and cell cycle arresting properties of a series of organotin (IV) compounds on Jurkat E6.1, T acute lymphoblastic leukemia (T-ALL) cells. The study involved the synthesis of a series of seven organotin (IV) compounds with different dithiocarbamate ligands and their characterization by various spectroscopic techniques as shown in Figure 3. The synthesized compounds were then evaluated for their cytotoxicity against Jurkat E6.1 cells using the MTT assay. The results showed that all of the synthesized compounds exhibited significant cytotoxicity against Jurkat E6.1 cells, with IC50 values ranging from 0.28 to 0.85 μ M [25].

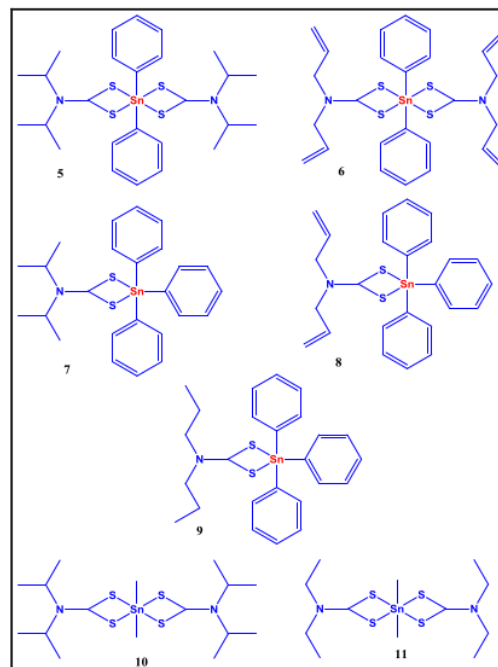


Figure 3. Chemical structures of organotin complexes 5-11 [25].

Further investigation of the mechanism of action of the most active compound was carried out by flow cytometry, DNA fragmentation assay, and Western blot analysis. The results revealed that the compound induced apoptosis in Jurkat E6.1 cells, as evidenced by the increased percentage of cells in the sub-G1 phase, the presence of DNA fragmentation, and the activation of caspase-3 and caspase-9. Additionally, the compound was found to arrest the cell cycle of Jurkat E6.1 cells in the G2/M phase. These findings indicate that the synthesized organotin (IV) compounds have the potential to be developed as anticancer agents for the treatment of T-ALL [25]. Figure 4 depicts the method

by which Jurkat E6.1 cells treated with organotin (IV) dithiocarbamate died. The majority of the cell death that is caused by organotin (IV) dithiocarbamate compounds occurs at the apoptotic phase, with relatively few necrotic populations.

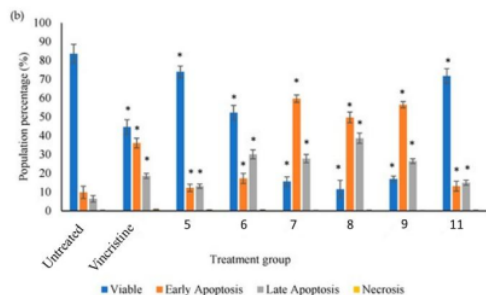


Figure 4. Shows the percentage of viable, early apoptosis, late apoptosis, and necrosis of the death of cancer cells treated with vincristine and organotin complexes 5-11 [25].

In addition to caspase activation and cell cycle arrest, organotin (IV) compounds can also inhibit the activity of matrix metalloproteinases (MMPs), which are enzymes that play a key role in cancer metastasis. Inhibition of MMPs can prevent the spread of cancer cells to other parts of the body and can improve the efficacy of cancer treatment [26]. Organotin (IV) compounds can also induce reactive oxygen species (ROS) generation in cancer cells. ROS are molecules that can damage cellular components, leading to cell death. Organotin (IV) compounds have been shown to induce ROS generation in cancer cells, leading to their death. Moreover, organotin (IV) compounds can also target specific proteins involved in cancer cell survival, such as Bcl-2 and NF- κ B. These proteins are overexpressed in many types of cancer and play a key role in cancer cell survival. Organotin (IV) compounds have been shown to inhibit the activity of these proteins, leading to cancer cell death [27]. Organotin (IV) compounds have multiple mechanisms of action in cancer cells, which make them promising candidates for development of new anticancer drugs. However, further research is needed to better understand the mechanisms of action of these compounds and their potential toxicity in vivo.

5. Toxicity and Biocompatibility of Organotin (IV) Compounds

Although organotin (IV) compounds have shown potential as anticancer agents, their use is limited by their toxicity and biocompatibility issues. These compounds are known to exhibit cytotoxic effects in normal cells, in addition to their anticancer properties, which can lead to unwanted side effects [28]. Organotin (IV) compounds have been shown to affect the function of many different cellular components, including enzymes, DNA, and membrane structures. These effects can disrupt normal cellular processes and lead to cell

death or dysfunction. Additionally, organotin (IV) compounds can accumulate in tissues and organs, leading to toxicity and long-term health effects [29]. Furthermore, organotin (IV) compounds can also have negative effects on the environment. These compounds are known to be persistent and can accumulate in aquatic organisms, leading to bioaccumulation and potential environmental harm.

To overcome these issues, efforts have been made to develop organotin (IV) compounds that exhibit lower toxicity and higher biocompatibility. One approach is to modify the structure of these compounds to reduce their cytotoxic effects while maintaining their anticancer properties. Another approach is to develop delivery systems that can target cancer cells specifically, reducing the exposure of normal cells to these compounds [30]. Overall, the toxicity and biocompatibility of organotin (IV) compounds are important considerations in the development of these compounds as anticancer agents. Further research is needed to develop safer and more effective organotin (IV) compounds for clinical use, and to address concerns about their toxicity and environmental impact.

6. Derivatives of Organotin (IV) Compounds for Cancer Treatment

Derivatives of organotin (IV) compounds have been developed to address some of the limitations of these compounds, such as their toxicity and biocompatibility issues. These derivatives can exhibit improved pharmacokinetic and pharmacodynamic properties, leading to increased efficacy and reduced side effects [31].

The paper published by Pantelić et al. presents a comprehensive study on the potential antiproliferative effects of newly synthesized derivatives of organotin (IV) carboxylate compounds as shown in Figure 5 [32]. The research focuses on evaluating the cytotoxicity and growth inhibition properties of these compounds against a panel of human cancer cell lines. The propanoic acid derivatives used in the study were chosen due to their known anticancer activities, and their incorporation into organotin (IV) complexes aimed to enhance their therapeutic potential. The authors performed a series of in vitro experiments, utilizing various techniques such as MTT assay, cell viability assessment, and morphological observations to evaluate the efficacy of the novel compounds [32]. The results demonstrated significant antiproliferative activity against a range of human cancer cell lines, including breast, lung, colon, and prostate cancer. Moreover, the study revealed structure-activity relationships, indicating that specific modifications to the organotin (IV) carboxylate compounds could enhance their potency. The findings presented in this paper provide valuable insights into the development of novel therapeutic agents with potential applications in cancer treatment.

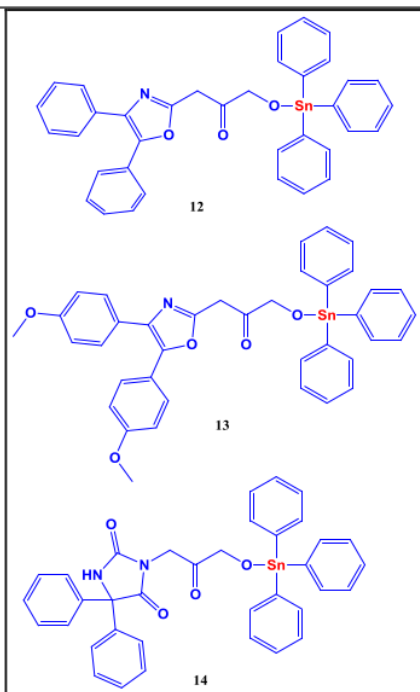


Figure 5. Chemical structure of organotin derivatives 11-14 [32].

One approach to developing derivatives of organotin (IV) compounds is to modify their structure. This can involve adding functional groups to the compound or altering its chemical structure to improve its properties. For example, some derivatives have been developed that exhibit higher water solubility, which can improve their bioavailability and reduce toxicity [33]. Another approach is to develop targeted delivery systems for organotin (IV) derivatives. These systems can be designed to specifically target cancer cells, reducing exposure to normal cells and potentially reducing side effects. Targeted delivery systems can include nanoparticles, liposomes, or other drug delivery systems that can deliver the organotin (IV) derivative directly to cancer cells. Some studies have reported promising results for derivatives of organotin (IV) compounds [24] preclinical studies. For example, some derivatives have been shown to exhibit higher anticancer activity and lower toxicity compared to the original compound. However, further research is needed to evaluate the safety and efficacy of these derivatives in clinical studies [34]. In general, derivatives of organotin (IV) compounds offer a promising approach to improving the therapeutic potential of these compounds for cancer treatment. Further research is needed to optimize the structure and delivery systems of these compounds and to evaluate their potential for clinical use.

7. Conclusion and Future Directions

In conclusion, organotin (IV) compounds have shown promising anticancer activity through multiple mechanisms of action. While their use has been limited by concerns regarding toxicity and biocompatibility, several approaches have been explored to address these issues. Derivatives of organotin (IV) compounds and combination therapy with other agents have both shown potential in preclinical studies. Future research directions in this field include optimizing the structure and delivery of organotin (IV) compounds and their derivatives to increase their efficacy and reduce toxicity. Additionally, further investigations are needed to explore the potential of combination therapy with organotin (IV) compounds and other agents, including immunotherapy and targeted therapies. In addition to further preclinical and clinical research, there is a need for more detailed studies of the underlying mechanisms of action of organotin (IV) compounds in cancer cells. These studies will help to guide the development of more effective therapies and improve our understanding of how these compounds can be used to treat cancer. To summarize, organotin (IV) compounds offer a promising approach to cancer treatment, and continued research in this field has the potential to lead to the development of novel and effective therapies for a range of cancers.

References

- [1] Seebacher, N.A.; Stacy, A.E.; Porter, G.M. and Merlot, A.M.; "Clinical development of targeted and immune based anti-cancer therapies". *Journal of Experimental & Clinical Cancer Research*, 38(1): 1-39, 2019.
- [2] Banti C.N.; Hadjikakou S.K.; Sismanoglu T. and Hadjilias N.; "Anti-proliferative and antitumor activity of organotin (IV) compounds. An overview of the last decade and future perspectives"; *Journal of Inorganic Biochemistry*, 194: 114-152, 2019.
- [3] Pellerito, C.; Emanuele, S.; Giuliano, M. and Fiore, T.; "Organotin (IV) complexes with epigenetic modulator ligands: New promising candidates in cancer therapy". *Inorganica Chimica Acta*: 120901, 2022.
- [4] Graisa, A.M.; Husain, A.A.; Al-Ani, A.; Ahmed, D.S.; Al-Mashhadani, M.H. and Yousif, E.; "The organotin spectroscopic studies of hydroxamic as a ligand: A systematic review". *Al-Nahrain Journal of Science*, 25(1): 14-23, 2022.
- [5] Ghani, H. and Yousif, E.; "Chemistry of some organotin compounds". *Al-Nahrain Journal of Science*, 24(3): 9-15, 2021.
- [6] Bufaroosha, M.; Salih, N.; Hadi, A.G.; Ahmed, D.S.; Al-mashhadani, M.H. and Yousif, E.; "The Effect of UV Aging on the Structure of PVC in the Presence of Organotin (IV) Compounds". *Al-Nahrain Journal of Science*, 23(1): 57-61, 2020.
- [7] Celesia, A.; Morana, O.; Fiore, T.; Pellerito, C.; D'Anneo, A.; Lauricella, M.; Carlisi, D.; De Blasio, A.; Calvaruso, G.; Giuliano, M. and Emanuele, S.; "ROS-Dependent ER Stress and Autophagy Mediate the Anti-

- Tumor Effects of Tributyltin (IV) Ferulate in Colon Cancer Cells". *International Journal of Molecular Sciences*, 21(21): 8135, 2020.
- [8] Devi, J. and Yadav, J.; "Recent advancements in organotin (IV) complexes as potential anticancer agents". *Anti-Cancer Agents in Medicinal Chemistry (Formerly Current Medicinal Chemistry-Anti-Cancer Agents)*, 18(3): 335-353, 2018.
- [9] Dahmani, M.; Ettouhami, A.; El Bali, B.; Yahyi, A.; Wilson, C.; Ullah, K.; Rehan, I.; Ullah, S.; Sheeba, W.; Arshad, F. and Elmsellem, H.; "Organotin (IV) derivative of Piperic acid and Phenylthioacetic acid: Synthesis, Crystal structure, Spectroscopic characterizations and Biological activities". *Moroccan Journal of Chemistry*, 8(1): 8-1, 2020.
- [10] Ullah, H.; Previtali, V.; Mihigo, H.B.; Twamley, B.; Rauf, M.K.; Javed, F.; Waseem, A.; Baker, R.J. and Rozas, I.; "Structure-activity relationships of new Organotin (IV) anticancer agents and their cytotoxicity profile on HL-60, MCF-7 and HeLa human cancer cell lines". *European Journal of Medicinal Chemistry*, 181: 111544, 2019.
- [11] Sair, U. and Thakur, A.; "119Sn NMR spectral data of organotin (IV) complexes-A review". *Materials Today: Proceedings*, 50: 1862-1866, 2022.
- [12] Mohammed, A.; Al-Mashhadani, M.H.; Ahmed, A.U.; Kassim, M.M.; Haddad, R.A.; Rashad, A.A.; Al-Dahhan, W.H.; Ahmed, A.; Salih, N. and Yousif, E.; "November. Evaluation the proficiency of irradiative poly (vinyl chloride) films in existence of di-and tri-organotin (IV) complexes". In *AIP Conference Proceedings*, 2394(1): 040057. AIP Publishing LLC, 2022.
- [13] Alhaydari, E.; Yousif, E.; Al-Mashhadani, M.H.; Ahmed, D.S.; Jawad, A.H.; Bufaroosha, M. and Ahmed, A.A.; "Sulfamethoxazole as a ligand to synthesize di-and tri-alkyltin (IV) complexes and using as excellent photo-stabilizers for PVC". *Journal of Polymer Research*, 28: 1-19, 2021.
- [14] Guan, R.; Zhou, Z.; Zhang, M.; Liu, H.; Du, W.; Tian, X.; Zhang, Q.; Zhou, H.; Wu, J. and Tian, Y.; "Organotin (IV) carboxylate complexes containing polyether oxygen chains with two-photon absorption in the near infrared region and their anticancer activity". *Dyes and Pigments*, 158: 428-437, 2018.
- [15] Attanzio, A.; D'Agostino, S.; Busà, R.; Frazzitta, A.; Rubino, S.; Girasolo, M.A.; Sabatino, P. and Tesoriere, L.; "Cytotoxic activity of organotin (IV) derivatives with triazolopyrimidine containing exocyclic oxygen atoms". *Molecules*, 25(4):859, 2020.
- [16] Zhang, Q.; Zhang, M.; Wang, H.; Tian, X.; Ma, W.; Luo, L.; Wu, J.; Zhou, H.; Li, S. and Tian, Y.; "A series of two-photon absorption organotin (IV) cyano carboxylate derivatives for targeting nuclear and visualization of anticancer activities". *Journal of Inorganic Biochemistry*, 192:1-6, 2019.
- [17] B Jimaa, R. and Al-Zinke, J.M.M.; "A Review On Organotin (IV) Thiosemicarbazone Complexes, Synthesis, Characterization And Biological Activity". *Journal of university of Anbar for Pure science*, 15(2): 66-73, 2021.
- [18] Stathopoulou, M.E.K.; Zoupanou, N.; Banti, C.N.; Douvalis, A.P.; Papachristodoulou, C.; Marousis, K.D.; Spyroulias, G.A.; Mavromoustakos, T. and Hadjikakou, S.K.; "Organotin derivatives of cholic acid induce apoptosis into breast cancer cells and interfere with mitochondrion; Synthesis, characterization and biological evaluation". *Steroids*, 167: 108798, 2021.
- [19] Khan, H.Y.; Parveen, S.; Yousuf, I.; Tabassum, S. and Arjmand, F.; "Metal complexes of NSAIDs as potent anti-tumor chemotherapeutics: Mechanistic insights into cytotoxic activity via multiple pathways primarily by inhibition of COX-1 and COX-2 enzymes". *Coordination Chemistry Reviews*, 453:214316, 2022.
- [20] Paul, A.; Tri-phenyltin (IV) carboxylate based Anticancer Drugs: A Short Review. *A Journal of Natural Sciences and Allied Subjects*: 15.
- [21] Adeyemi, J.O. and Onwudiwe, D.C.; "Organotin (IV) dithiocarbamate complexes: Chemistry and biological activity". *Molecules*, 23(10): 2571, 2018.
- [22] Rabiee, N.; Safarkhani, M. and Amini, M.M.; "Investigating the structural chemistry of organotin (IV) compounds: recent advances". *Reviews in Inorganic Chemistry*, 39(1): 13-45, 2019.
- [23] Rashid, F.; Uddin, N.; Ali, S.; Haider, A.; Tirmizi, S.A.; Diaconescu, P.L. and Iqbal, J.; "New triorganotin (iv) compounds with aromatic carboxylate ligands: Synthesis and evaluation of the pro-apoptotic mechanism". *RSC advances*, 11(8): 4499-4514, 2021.
- [24] Mohammed, A.; Makia, R.; Ali, M.; Raheem, R. and Yousif, E.; "Cytotoxic effects of valsartan organotin (IV) complexes on human lung cancer cells". *Biointerface Res. Appl. Chem*, 11: 8156-8164, 2021.
- [25] Rasli, N.R.; Hamid, A.; Awang, N. and Kamaludin, N.F.; "Series of Organotin (IV) Compounds with Different Dithiocarbamate Ligands Induced Cytotoxicity, Apoptosis and Cell Cycle Arrest on Jurkat E6. 1, T Acute Lymphoblastic Leukemia Cells". *Molecules*, 28(8): 3376, 2023.
- [26] Attanzio, A.; Ippolito, M.; Girasolo, M.A.; Saiano, F.; Rotondo, A.; Rubino, S.; Mondello, L.; Capobianco, M.L.; Sabatino, P.; Tesoriere, L. and Casella, G.; "Anti-cancer activity of di-and tri-organotin (IV) compounds with D-(+)-Galacturonic acid on human tumor cells". *Journal of Inorganic Biochemistry*, 188: 102-112, 2018.
- [27] Devi, J.; Kumar, B. and Taxak, B.; "Recent advancements of organotin (IV) complexes derived from hydrazone and thiosemicarbazone ligands as potential anticancer agents". *Inorganic Chemistry Communications*: 109208, 2022.

-
- [28] Graisa, A.M.; Zainulabdeen, K.; Salman, I.; Al-Ani, A.; Mohammed, R.; Hairunisa, N.; Mohammed, S. and Yousif, E.; "Toxicity and anti-tumour activity of organotin (IV) compounds". *Baghdad Journal of Biochemistry and Applied Biological Sciences*, 3(02): 99-108, 2022.
- [29] Bulatović, M.Z.; Maksimović-Ivanić, D.; Bensing, C.; Gómez-Ruiz, S.; Steinborn, D.; Schmidt, H.; Mojić, M.; Korać, A.; Golić, I.; Pérez-Quintanilla, D. and Momčilović, M.; "Organotin (IV)-loaded mesoporous silica as a biocompatible strategy in cancer treatment". *Angewandte Chemie International Edition*, 53(23): 5982-5987, 2014.
- [30] Pantelić, N.Đ.; Zmejkovski, B.B.; Žižak, Ž.; Banjac, N.R.; Božić, B.Đ.; Stanojković, T.P. and Kaluderović, G.N.; "Design and in vitro biological evaluation of a novel organotin (IV) complex with 1-(4-carboxyphenyl)-3-ethyl-3-methylpyrrolidine-2, 5-dione". *Journal of Chemistry*, 2019.
- [31] Syed Annuar, S.N.; Kamaludin, N.F.; Awang, N. and Chan, K.M.; "Cellular basis of organotin (IV) derivatives as anticancer metalodrugs: A review". *Frontiers in chemistry*, 9: 657599, 2021.
- [32] Pantelić, N.Đ.; Božić, B.; Zmejkovski, B.B.; Banjac, N.R.; Dojčinović, B.; Wessjohann, L.A. and Kaluderović, G.N.; "In vitro evaluation of antiproliferative properties of novel organotin (IV) carboxylate compounds with propanoic acid derivatives on a panel of human cancer cell lines". *Molecules*, 26(11): 3199, 2021.
- [33] Ahmad, I.; Waseem, A.; Tariq, M.; MacBeth, C.; Bacsa, J.; Venkataraman, D.; Rajakumar, A.; Ullah, N. and Tabassum, S.; "Organotin (IV) derivatives of amide-based carboxylates: Synthesis, spectroscopic characterization, single crystal studies and antimicrobial, antioxidant, cytotoxic, anti-leishmanial, hemolytic, noncancerous, anticancer activities". *Inorganica Chimica Acta*, 505:119433, 2020.
- [34] Díaz-García, D.; Montalbán-Hernández, K.; Mena-Palomo, I.; Achimas-Cadariu, P.; Rodríguez-Diéguez, A.; López-Collazo, E.; Prashar, S.; Ovejero Paredes, K.; Filice, M.; Fischer-Fodor, E. and Gómez-Ruiz, S.; "Role of folic acid in the therapeutic action of nanostructured porous silica functionalized with organotin (IV) compounds against different cancer cell lines". *Pharmaceutics*, 12(6): 512, 2020.

Recent Studies on Cancer Cell's Inhibition by Organotin(IV) Materials: An Overview

ORIGINALITY REPORT

19%

SIMILARITY INDEX

11%

INTERNET SOURCES

17%

PUBLICATIONS

2%

STUDENT PAPERS

PRIMARY SOURCES

- 1 László Nagy, Lorenzo Pellerito, Tiziana Fiore, Enikő Nagy, Claudia Pellerito, Attila Szorcsik, Michelangelo Scopelliti. "Equilibrium, Structural and Biological Activity Studies on [Organotin(IV)]_{n+} Complexes", Elsevier BV, 2008
Publication 1%
- 2 Noor Maher, Suhad A. Yousif. "An automated machine learning model for diagnosing coronavirus disease 2019 (COVID-19) infection", IAES International Journal of Artificial Intelligence (IJ-AI), 2023
Publication 1%
- 3 Shahnaz Rahim, Abdul Sadiq, Aneela Javed, Maciej Kubicki et al. "In vitro anticancer, antioxidant, antimicrobial, antileishmanial, enzymes inhibition and in vivo anti-inflammatory activities of organotin(IV) derivatives of 4-bromophenoxyacetic acid", Journal of Molecular Structure, 2024
Publication 1%

4	mountainscholar.org Internet Source	1 %
5	Huzaifa Yasir Khan, Santosh K. Maurya, Hifzur R. Siddique, Shariq Yousuf, Farukh Arjmand. "New Tailored RNA-Targeted Organometallic Drug Candidates against Huh7 (Liver) and Du145 (Prostate) Cancer Cell Lines", ACS Omega, 2020 Publication	1 %
6	www.hindawi.com Internet Source	1 %
7	www.ashdin.com Internet Source	1 %
8	www.ncbi.nlm.nih.gov Internet Source	1 %
9	hdl.handle.net Internet Source	1 %
10	pubmed.ncbi.nlm.nih.gov Internet Source	1 %
11	Jyoti Prakash Tamang. "Health Benefits of Fermented Foods and Beverages", CRC Press, 2019 Publication	1 %
12	sciendo.com Internet Source	1 %

13 Ayca Tas, Burak Tüzün, Ali N. Khalilov, Parham Taslimi, Tugba Ağbektas, Nese Keklikcioglu Cakmak. "In Vitro Cytotoxic Effects, In Silico Studies, Some Metabolic Enzymes Inhibition, and Vibrational Spectral Analysis of Novel β -Amino Alcohol Compounds", Journal of Molecular Structure, 2022
Publication

14 cris.unibo.it
Internet Source

15 publisher.uthm.edu.my
Internet Source

16 www.scitechnol.com
Internet Source

17 cer.ihtm.bg.ac.rs
Internet Source

18 www.firesafecouncil.org
Internet Source

19 Antonio Gianguzza, Ottavia Giuffrè, Daniela Piazzese, Silvio Sammartano. "Aqueous solution chemistry of alkyltin(IV) compounds for speciation studies in biological fluids and natural waters", Coordination Chemistry Reviews, 2012
Publication

20 Rachana Joshi, Nidhi Tomar, Sandeep Pokharia, Ishita Joshi. "Recent Advancements in Organotin(IV) complexes of drugs: Synthesis, Characterization, and Application", Results in Chemistry, 2023
Publication

<1 %

21 Unnati Patel, Kavini Rathnayake, Nirupama Singh, Emily C. Hunt. "Dual Targeted Delivery of Liposomal Hybrid Gold Nano-Assembly for Enhanced Photothermal Therapy against Lung Carcinomas", ACS Applied Bio Materials, 2023
Publication

<1 %

22 ijms.sums.ac.ir
Internet Source

<1 %

23 www.science.org
Internet Source

<1 %

24 Jai Devi, Ankit Boora, Manju Rani, Tanisha Arora. "Recent Advancements in Organotin(IV) Complexes as Potent Cytotoxic Agents", Anti-Cancer Agents in Medicinal Chemistry, 2023
Publication

<1 %

25 Sharifah Nadhira Syed Annuar, Nurul Farahana Kamaludin, Normah Awang, Kok Meng Chan. "Triphenyltin(IV) dithiocarbamate compounds induce genotoxicity and

<1 %

cytotoxicity in K562 human erythroleukemia cells primarily via mitochondria-mediated apoptosis", Food and Chemical Toxicology, 2022

Publication

26

assets.researchsquare.com

Internet Source

<1 %

27

Appian Subramoniam. "Plants with Anti-Diabetes Mellitus Properties", CRC Press, 2019

Publication

<1 %

28

link.springer.com

Internet Source

<1 %

29

Raghda Alsayed, Dina S. Ahmed, Amani Husain, Mohammed Al-Baidhani et al. "Silicon-carbide (SiC) nanocrystal as technology and characterization and its applications in photo-stabilizers of Teflon", Materials Science for Energy Technologies, 2023

Publication

<1 %

30

www.ukaazpublications.com

Internet Source

<1 %

31

www2.mdpi.com

Internet Source

<1 %

32

Claudia Pellerito, Sonia Emanuele, Michela Giuliano, Tiziana Fiore. "Organotin(IV)

<1 %

complexes with epigenetic modulator ligands:
New promising candidates in cancer therapy",
Inorganica Chimica Acta, 2022

Publication

33

Enis Nadia Md. Yusof, Nurul N. M. Ishak,
Muhammad A. M. Latif, Mohamed I. M. Tahir
et al. "Selective cytotoxicity of organotin(IV)
compounds with 2,3-
dihydroxybenzylidithiocarbamate Schiff bases",
Research on Chemical Intermediates, 2020

Publication

<1 %

34

Rabbia Khan, Sonia Rani, Muhammad Tariq,
Faiz Rasool et al. "Experimental and
theoretical studies on new organotin(IV)
complexes with oxygen donor ligand: DNA
binding, molecular docking and antimicrobial
activity", Journal of Chemical Sciences, 2023

Publication

<1 %

35

Syed Shah, Muhammad Ashfaq, Amir
Waseem, M. Ahmed, Tayyaba Najam, Salma
Shaheen, Gildardo Rivera. "Synthesis and
Biological Activities of Organotin(IV)
Complexes as Antitumoral and Antimicrobial
Agents. A Review", Mini-Reviews in Medicinal
Chemistry, 2015

Publication

<1 %

36

www.coursehero.com

Internet Source

<1 %

Exclude quotes Off

Exclude matches < 10 words

Exclude bibliography On