

Effect of phosphoric acid composition in the production and characterization of coal activated carbon

by edy jamal tuheteru

Submission date: 29-Jan-2025 11:23AM (UTC+0700)

Submission ID: 2574219496

File name: iestyah_2024_IOP_Conf._Ser._Earth_Environ._Sci._1422_012028.pdf (1.02M)

Word count: 3559

Character count: 18647

PAPER • OPEN ACCESS

Effect of phosphoric acid composition in the production and characterization of coal activated carbon

To cite this article: Suliestyah *et al* 2024 *IOP Conf. Ser.: Earth Environ. Sci.* **1422** 012028

4

View the [article online](#) for updates and enhancements.

You may also like

- [Co-disposal as an alternative method for waste rock and tailings management—a review of geochemical aspects](#)
M C N Deni, K Afandi, B Sinamo et al.
- [Stabilization of clay soil of Lajut Village, Central Lombok District, with a mixture of rice husk ash and quicklime on California Bearing Ratio \(CBR\) value](#)
A Fitriyudha, H Pujiastuti, U Putrajati et al.
- [Characterization of the Pit Lake Area for Sustainable Management at a Coal Mine in Central Kalimantan, Indonesia](#)
E J Tuheteru, B Dwinagara, S R Haq et al.



UNITED THROUGH SCIENCE & TECHNOLOGY

ECS The Electrochemical Society
Advancing solid state & electrochemical science & technology

**248th
ECS Meeting**
Chicago, IL
October 12-16, 2025
Hilton Chicago

**Science +
Technology +
YOU!**

**SUBMIT
ABSTRACTS by
March 28, 2025**

SUBMIT NOW

Effect of phosphoric acid composition in the production and characterization of coal activated carbon

Suliestyah¹, E J Tuheteru^{1*}, R Yulianti¹, C Palit¹, A D Astuti², I P Sari³, S D Putri¹,
A J Tanjung¹

¹Mining Engineering Department, Universitas Trisakti

²Environmental Engineering, Universitas Trisakti

³Industrial Engineering, Universitas Trisakti

*Email: ejtuheteru@trisakti.ac.id

Abstract: Liquid waste containing heavy metals must be treated before being released into the environment. This study investigated the potential of coal-derived activated carbon as an adsorbent in AMD (Acid Mine Drainage) treatment. Coal was activated with H₃PO₄ with five weight ratios (10%, 20%, 30%, 40%, and 50%), carbonized for 120 min at 650 °C, and subjected to the proximate analysis of activated carbon. The results showed that the water content, ash content, volatile matter content, and fixed carbon were generally in accordance with Indonesian standards (SNI). The results of FT-IR and SEM on BET surface area and total pore volume of activated carbon were 296.4 m²/g and 0.1562 cc/g, respectively, indicative of sizeable pores, cracks, channels, and active groups. The iodine outnumbered the minimum limit in the SNI, and the activated carbon quantity consistently increased with H₃PO₄ ratios. The iodine produced with 10%, 20%, 30%, 40%, and 50% H₃PO₄ was 956.95 mg/g, 967.13 mg/g, 1,221.63 mg/g, 1,206.346 mg/g, and 865.32 mg/g, respectively.

1. Introduction

Activated carbon is extensively utilized in the purification of drinking water and treatment of wastewater and air pollution. It efficiently eliminates metals and chlorinated chemicals, which bring unpleasant taste and odor, exhibits the most powerful physical adsorption, and possesses the most porous space for adsorption [1][2][3]. As a result, it boasts a huge surface area for capturing pollutants. Activated carbon is derived from various sources, including almonds, wood, coconut and walnut shells, and coal. Activated carbon is recognized for its affordability, well-established pore architectures, and high capacity for adsorption [4][5].

Previous studies have reported activated carbon from varied sources, such as bituminous coal with 1,198 mg/g iodine yield [6] [7], and a mixture of H₃PO₄-NH₄HCO₃ and bituminous coal raw material with 1,238 mg/g iodine yield [8]. The activation process using ZnCl₂, K₂CO₃, NaOH, and H₃PO₄ with sub-bituminous coal raw material was conducted by Hardianti et al., resulting in 1,238.5mg/g iodine [9] An activated carbon contains spaces occupied by free water molecules, enabling adsorbent properties for wastewater [10]. Studies show that chemically activated carbon produces a higher uptake of metal ions than activated carbon without activation [11]. A study has used medium-rank coal as the main active carbon material [12] and other research has reported chemical activation using low-rank coal, which has abundant reserves but low calorific value, thus less profitable as an energy source [6][8][13][14].

Adsorption is a process in which a component moves from one phase to another surface, resulting in a change in concentration on the surface. The absorbed substance is known as adsorbate, whereas the

absorbing substance is adsorbent. Activated carbon raw materials derived from plants, wood, animals, waste, and minerals containing carbon can be converted into activated carbon through a carbonization combustion process [15]. These materials include bones, softwood, husks, corncobs, coconut shells, and coal. Around 60% of a large coal reserve in Indonesia is of low quality and less valuable as a fuel source. The use of low-rank coal as raw material in producing activated carbon is reportedly promising due to its availability and economy; low-rank coal with phosphoric acid activation produced iodine numbers below 1.000 mg/g [16]. In this research, activated carbon is made using sub-bituminous coal with phosphoric acid activation using medium-ranked coal and only a single activator of phosphoric acid. It highlights the opportunity of utilizing medium-rank coal and phosphoric acid as the sole activator to produce an adsorbent with high adsorption capacity.

2. Method

2.1 Coal Preparation

The coal sample was weighed (3 kg), and the size was reduced using a jaw crusher. The sample was oven-dried at 30°C-35°C for 6h, and then the size was reduced again using a hammer mill to pass the 60-mesh sieve. The sample was divided using a mechanical divider, a splitter, or both, or the coning or quartering method. Exactly 2/8 parts of the sample were weighed for treatment, air dried at 30°C for 6h, and analyzed for coal quality based on parameters, including the total moisture, volatile matter, coal ash, fixed carbon, total sulfur, and calorific value.

2.2 Preparation of Carbon Activation Using Coal

The coal was weighed for treatments with five coal to H₃PO₄ ratios (based on weight, in percentage), namely 90:10 (AC1), 80:20 (AC2), 70:30% (AC3), 60:40 (AC4), and 50:50 (AC5). Then, coal and H₃PO₄ were incorporated into a container, mixed well until smooth, and let stand for one day (24 h). The dried residue for carbonizing activated carbon was placed inside a steel box, then into a muffle furnace with nitrogen gas flowing for 1.5 h at 650°C, let cool for 1h by allowing nitrogen gas flow in the muffle furnace. The activated carbon was washed in distilled water (80°C-90°C) with consistent stirring until the pH reached 5, then filtered using filter paper and funnel.

2.3 Characterization of Coal-activated Carbon with Phosphoric Acid Activation

Coal-activated carbon with phosphoric acid was characterized in several analyses. Iodine number testing determined the ability of activated carbon to adsorb substances with smaller molecular sizes, expressed in the amount of iodine yield. The surface composition and morphology (pore shape) of the sample were identified from various signals produced by the scanning electron beam method, Scanning Electron Microscope (SEM). These signals were provided by Fourier-Transform Infrared Spectroscopy (FTIR) analysis, as well as Brunauer-Emmett-Teller (BET) analysis for pore area, diameter, and volume.

3. Result and Discussion

3.1 Coal Quality Analysis

Data obtained in coal quality testing included moisture, coal ash, volatile matter, fixed carbon, total sulfur, and calorific value. As presented in **Table 1**, the coal rank was determined by changing the unit of calorific value analysis results to Btu/lb, demonstrating that the coal used in this study was categorized as the sub-bituminous coal class B with a calorific value of 9,500-10,500 Btu/Lb, classified as medium rank coal.

Table 1 Coal Quality Analysis

Parameter Analysis	Analysis Result	Unit	Base	8 Methods
Moisture	16,58	%	Adb	ASTM D.31 73
Ash	2,9	%	Adb	ASTM D.31 74
Volatile Matter	43,82	%	Adb	ASTM D.31 75
Fixed Carbon	36,7	%	adb	ASTM D.31 72
Total Sulfur	0,38	%	adb	ASTM D.31 77
Calorific Value	6052,38	Cal/g	adb	ASTM D.5685

3.2 Proximate Analysis of Coal Activated Carbon

Based on the analysis (see Table 2), the moisture content and adsorption of iodine met the SNI standard, whereas volatile matter content, ash content, and fixed carbon were below the SNI. Low moisture content indicated little bonding with water vapor, and the pores of activated carbon were only slightly covered by the remaining moisture content, thus enlarging the surface area of the carbon. Ash content, an additional factor, can affect pore clogging and surface area; the higher the ash content, the more pores clogged, and the smaller the surface area [17][18][19].

Table 2 Proximate Analysis of Coal Activated Carbon

Requirement Type	Analysis Results					Quality Standards SNI 06-3730-1995
	AC1	AC2	AC3	AC4	AC5	
Water Content	3,8%	13,3%	6,8%	13,2%	13%	Max. 15 %
Ash Content	5,7%	9,9%	11,7%	1,8%	12,2%	Max. 10 %
Volatile Matter Content	20,6%	22,1%	24,6%	23,9%	25,4%	Max. 25 %
Fixed carbon Content	59,9%	54,7%	56,9%	61,6%	49,4%	Min. 65 %
Iodine number	956,9 mg/g	967,1 mg/g	1221,6 mg/g	1206,3 mg/g	1191,09 mg/g	Min. 750 mg/g

The high volatile content was due to the binding of carbon, water vapor, and non-carbon compounds such as nitrogen, hydrogen, and oxygen on the activated carbon surface, leading to a lower adsorption capacity. On the other hand, low fixed carbon content indicated that water vapor reacted with carbon atoms to produce carbon dioxide and carbon monoxide. Although the fixed carbon content was lower than the standard (65%), the other parameters were appropriate, so this activated carbon is arguably of good quality.

3.3 Iodine Number Analysis of Coal-activated Carbon

The adsorption capacity of activated carbon from this study was tested using the iodine number method to identify how many milligrams of iodine were adsorbed by 1 gram of activated carbon, expressed mg/g. The iodine numbers of activated carbons with 10%, 20%, 30%, 40%, and 50% H_3PO_4 were 956.95 mg/g, 967.13 mg/g, 1221.63 mg/g, 1206.346 mg/g, and 1191.09 mg/g, respectively. These results were above the minimum standard of SNI, namely 750 mg/g (Table 2).

Figure 1 shows that the iodine number of activated carbon increases with the percentage of H_3PO_4 in the activation process. When activated, H_3PO_4 can catalyze the breaking of bonds in biopolymers found in coal. It can also link together the pieces of these biopolymers through cyclization and condensation, forming phosphate and polyphosphate bridges [20][21]. As a result, the acid fills crevices, prevents the material from shrinking, and produces a porous structure when washed away with water [22]. An adverse trend is observed in the adsorption capability following a particular H_3PO_4 composition. The decrease in adsorption capacity at high H_3PO_4 concentration is attributed to the formation of phosphate and polyphosphate linkages, which create a barrier that covers the pores. Excess acid expands the previously existing pores in activated carbon, resulting in more reactive sites created and carbon converted into a mesoporous structure instead of new pores formed [23].

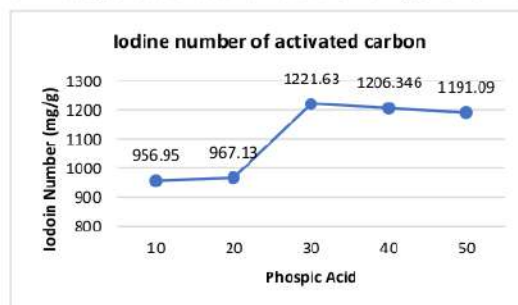


Figure 1. Graph of Phosphoric Acid Composition against Iodine Number

3.4 Scanning Electron Microscope (SEM) Analysis

In Figure 2, the coal surface in the SEM test shows considerable voids and clogged dirt. The surface texture appears quite rough, with larger voids, scattered on the activated carbon that has been activated with phosphoric acid. The surface texture of activated carbon (B) looks rough compared to that of coal (A) due to the reaction of functional groups on the surface with phosphoric acid [24].




Figure 2. Scanning Electron Microscope Results (A) Coal, (B) Coal Activated Carbon With Phosphoric Acid Activation (AC3)

3.5 Brunauer-Emmett-Teller (BET) analysis

In the BET test results, the surface area of 60 mesh coal was 2.876 m²/g, but when activated, the carbon increased to 296.379 m²/g, indicative of an enlarged surface area (AC3). The pore volume of coal in the activated carbon using phosphoric acid increased from 0.0039 cc/g to 0.1562 cc/g. The pore diameter of 60 mesh coal was 27.3252 Å when measured but dropped to 10.5419 Å after activation and carbonization. A larger surface area will increase the pore volume, whereas a small pore diameter will increase the number of pores and enlarge the surface [25].

3.6 Fourier Transform Infrared Spectroscopy (FTIR) Analysis

Figure 3 the adsorption peaks of coal and activated carbon using phosphoric acid. At a wavelength of ± 2908.37 cm⁻¹, there was a hydroxy OH group that can bind metal ions and increase pH. Carboxylic groups were presented at a wavelength of ± 1635.92 cm⁻¹, ± 1594.51 cm⁻¹, and ± 1445.71 cm⁻¹, and ether groups were presented at a wavelength of ± 1286.17 cm⁻¹. The adsorption peak of activated carbon with coal may increase or decrease due to the phosphoric acid activation process [24].

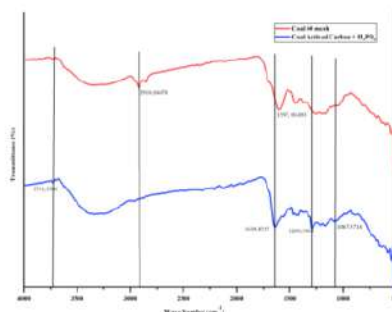


Figure 3. Fourier Transform Infrared Spectroscopy (FTIR) of coal activated carbon using phosphoric acid (AC3)

4. Conclusion

The coal for activated carbon was categorized as the sub-bituminous B coal class. In the proximate test of coal-activated carbon, the moisture content and adsorption capacity of iodine met the national standard (SNI), but substandard values were observed for ash content, volatile matter content, and fixed carbon content. Despite this partial standard accomplishment, the activated coal has demonstrated a good quality due to contributions of other parameters: the maximum capacity and large adsorption

power. The largest number yield was 76% in the ratio of 10% H₃PO₄, while the largest iodine number was 1,221.63 mg/g in the ratio of 30% H₃PO₄. Conclusively, the surface area increased when coal was utilized as the activated carbon, demonstrated by the 296.4 m²/g of BET surface area and 0.1562 cc/g of total pore volume of activated carbon. Further SEM analysis showed that the surface had a substantial number of pores, cracks, channels, and active groups. The adsorption peaks of coal and activated carbon using phosphoric acid, as a result of FTIR analysis, fluctuated due to the phosphoric acid activation process.

5. Acknowledgments

The authors are thankful to the Higher Education Service Institute Region III (LLDIKTI REGION III) with Trisakti University for the research grant under the contract number 832/LL3/AL.04/2024 and LPPM Contract with Researchers Number 179/A/LPPM-P/USAKTI/VI/2024.

References

- [1] Alves A T, Lasmar D J, de Andrade Miranda I P, da Silva Chaar J, and dos Santos Reis J 2021 The Potential of Activated Carbon in the Treatment of Water for Human Consumption, a Study of the State of the Art and Its Techniques Used for Its Development *Advances in Bioscience and Biotechnology* **12** 143–153 [doi: 10.4236/abb.2021.126010]
- [2] Manoilova L and Ruskova K 2022 Active carbons and their functional applications in water purification – an overview *MATEC Web of Conferences* **366** 04001 [doi: 10.1051/mateconf/202236604001]
- [3] Desprianto D, Supu I, Suliawati I, Juwita J, and Erfiana E 2021 Purification of dug well water using activated carbon made from sago fiber waste *Jambura Physics Journal* **3** 87–100 [doi: 10.34312/jpj.v3i2.11665]
- [4] Negara D N K P, Nindhia T G T, Widiyarta I M, Karohika I M G, Suarda M, and Dwijana I G K 2023 Characteristics and performance analysis of activated carbons derived from different precursors and activators for waste water adsorption *eureka, Physics and Engineering* **6** 160–172 [doi: 10.21303/2461-4262.2023.003116]
- [5] Oztan O and Uysal D 2023 Determination of adsorption capacities of N₂ and CO₂ on commercial activated carbon and adsorption isotherm models in *E3S Web of Conferences, EDP Sciences*, [doi: 10.1051/e3sconf/202343301004]
- [6] Monika I 2016 Potential study of Indonesia coal for adsorbed natural gas studi potensi batubara Indonesia untuk adsorbed natural gas *INDONESIAN MINING JOURNAL* **19** 133–142
- [7] Suliestyah S, Tuheteru E J, and Hartami P N 2018 Pengaruh ukuran butir batubara dan komposisi batubara-ZnCl₂ pada daya serap karbon aktif terhadap logam Fe, Cu dan Zn dalam limbah cair *Jurnal Teknologi Mineral dan Batubara* **14** 201–212 [doi: 10.30556/jtmb.vol14.no3.2018.149]
- [8] Kusdarini E, Budianto A, and Ghafarunnisa D 2017 Produksi karbon aktif dari batubara bituminus dengan aktivasi tunggal H₃PO₄, kombinasi H₃PO₄-NH₄HCO₃, dan termal *Reaktor* **17** 74–80 [doi: 10.14710/reaktor.17.2.74-80]
- [9] Hardianti S, Rachman S A and Harminuke E H 2017 Characterization of Activated Carbon from Coal and Its Application as Adsorbent on Mine Acid Water Treatment *Indonesian Journal of Fundamental and Applied Chemistry* **2** 34–38 [doi: 10.24845/ijfac.v2.i2.34]
- [10] Paradise M, Nursanto E, Nurkhamim and Haq S R 2022 Use of claystone, zeolite, and activated carbon as a composite to remove heavy metals from acid mine drainage in coal mining *ASEAN Engineering Journal* **12** 75–81 [doi: 10.11113/aej.V12.16982]
- [11] P. J. Isaac P J, S. Amaravadi S, Kamil M S M, Cheralathan K K and Lakshmiopathy R 2019 Synthesis of zeolite/activated carbon composite material for the removal of lead (II) and cadmium (II) ions *Environ Prog Sustain Energy* **38** [doi: 10.1002/ep.13246]

- [12] Wongcharee S, Aravinthan V and Erdei L 2019 Mesoporous activated carbon-zeolite composite prepared from waste macadamia nut shell and synthetic faujasite *Chin J Chem Eng.* **27** 226–236 [doi: 10.1016/j.cjche.2018.06.024]
- [13] Sitorus S and Pijer D M 2015 Pemanfaatan Arang Aktif Dari Batubara Kotor (Dirty Coal) Sebagai Adsorben Ion Logam Mn(II) dan Ag(I) *Jurnal Pendidikan Kimia (JPKim)* **7** 40–48 [Online] Available: <http://jurnal.unimed.ac.id/2012/index.php/jpk>
- [14] Ramadhan R B, Solihin and L. Pulungan L 2016 Kajian Pembuatan Karbon Aktif Batubara Sub-Bituminus (Coalite) dari PT Bukit Asam (Persero) Tbk untuk Memenuhi Spesifikasi Ekstraksi Logam Emas *Prosiding Teknik Pertambangan* **2** 105–112
- [15] Genli N, Şahin Ö, Baytar O and Horoz S 2021 Synthesis of activated carbon in the presence of hydrochar from chickpea stalk and its characterization *Journal of Ovonic Research* **17** 117–124 [DOI:10.15251/JOR.2021.172.117]
- [16] Patmawati Y, Rahim M, and Nego R A 2020 Pengaruh konsentrasi aktivator H₃PO₄ terhadap karakteristik karbon aktif dari batubara lignit Kalimantan Timur *Seminar Nasional Terapan Riset Inovatif (SENTRINOV) Ke-6 ISAS Publishing Series: Engineering and Science* **6**
- [17] Takwanto A, Maryanty Y, Mustikarini A W, Darminawati L, and Nurhaliza S 2022 Utilization of Gondorukem Industrial Solid Waste Into Activated Carbon as Adsorbent to Improve the Quality of Gondorukem Color in *Proceedings of the 2022 Annual Technology, Applied Science and Engineering Conference (ATASEC 2022)*, Atlantis Press International BV, 2022, 3–16 [doi: 10.2991/978-94-6463-106-7_2]
- [18] Rabah F K J and Ashour F S 2024 Purification of Treated Wastewater Effluents from Residual Detergents using Activated Carbon Produced from Olive Seeds *Asian Journal of Chemistry*, **36** 411–417 [doi: 10.14233/ajchem.2024.30786]
- [19] Zulkania A, Hanum G F and Rezki A S 2018 The potential of activated carbon derived from bio-char waste of bio-oil pyrolysis as adsorbent in *MATEC Web of Conferences*, EDP Sciences [doi: 10.1051/mateconf/201815401029]
- [20] Thitame P V and Shukla S R 2016 Porosity Development of Activated Carbons Prepared from Wild Almond Shells and Coir Pith Using Phosphoric Acid *Chem Eng Commun* **203** 791–800, [doi: 10.1080/00986445.2015.1104503]
- [21] Hao W, Björkman E, Lilliestråle M, and Hedin N 2014 Activated carbons for water treatment prepared by phosphoric acid activation of hydrothermally treated beer waste *Ind Eng Chem Res.* **53** 15389–15397 [doi: 10.1021/ie5004569]
- [22] Zhang Z B *et al.* 2018 Effects of the ultrasound-assisted H₃PO₄ impregnation of sawdust on the properties of activated carbons produced from it *Xinxing Tan Cailiao/New Carbon Materials* **33** 409–416 [doi: 10.1016/S1872-5805(18)60349-X]
- [23] Reffas A *et al.* 2010 Carbons prepared from coffee grounds by H₃PO₄ activation: Characterization and adsorption of methylene blue and Nylosan Red N-2RBL *J Hazard Mater.* **175** 779–788 [doi: 10.1016/j.jhazmat.2009.10.076]
- [24] Mentari A V, Handika G and Maulina S 2018 The Comparison of Function Group and Surface Morphology of Activated Carbon from Oil Palm Frond Using Phosphoric Acid (H₃PO₄) *Jurnal Teknik Kimia USU* **7** 16–20
- [25] Kumiawan R *et al.* 2014 Karakterisasi luas permukaan bet (Braunanear, Emmelt dan Teller) karbon aktif dari tempurung kelapa dan tandan kosong kelapa sawit dengan aktivasi asam fosfat (H₃PO₄) *Journal of Tropical Agricultural Engineering and Biosystem* **2** 15–20

Effect of phosphoric acid composition in the production and characterization of coal activated carbon

ORIGINALITY REPORT

12%

SIMILARITY INDEX

11%

INTERNET SOURCES

12%

PUBLICATIONS

6%

STUDENT PAPERS

PRIMARY SOURCES

1	www.eubios.info Internet Source	4%
2	www.apri.or.id Internet Source	2%
3	Suliestyah, Pancanita N. Hartami, Edy Jamal Tuheteru. "Effect of weight and contact time adsorption of activated carbon from coal as adsorbent of Cu(II) and Fe(II) in liquid solutions", AIP Publishing, 2020 Publication	1%
4	www.scribd.com Internet Source	1%
5	jurnal.tekmira.esdm.go.id Internet Source	1%
6	www.cjee.ac.cn Internet Source	1%
7	"Removal of Dyes from Effluents Using Biowaste-Derived Adsorbents", Green	1%

Chemistry for Dyes Removal from Wastewater, 2015.

Publication

8

[dokumen.tips](#)

Internet Source

1 %

9

[www.tandfonline.com](#)

Internet Source

1 %

Exclude quotes Off

Exclude matches

< 15 words

Exclude bibliography On