



Universiti
Malaysia
PAHANG
Engineering Technology Innovation



PROGRAMME BOOK

Joint conference of

iMEC 2015

(2nd International Manufacturing Engineering Conference)

&

APCOMS 2015

(3rd Asia-Pacific Conference on Manufacturing Systems)

12th -14th November 2015

Swiss-Garden Hotel,

Kuala Lumpur, Malaysia



2nd International Manufacturing Engineering Conference and 3rd Asia-Pacific Conference on Manufacturing Systems (iMEC-APCOMS 2015)

IOP Conference Series: Materials Science and Engineering Volume 114

Kuala Lumpur, Malaysia
12 – 14 November 2015

Part 1 of 2

Editor:

Zamzuri Hamedon

ISBN: 978-1-5108-2230-6
ISSN: 1757-8981

Printed from e-media with permission by:

Curran Associates, Inc.
57 Morehouse Lane
Red Hook, NY 12571



Some format issues inherent in the e-media version may also appear in this print version.

Copyright© (2015) by the Institute of Physics
All rights reserved. The material featured in this book is subject to
IOP copyright protection, unless otherwise indicated.

Printed by Curran Associates, Inc. (2016)

For permission requests, please contact the Institute of Physics
at the address below.

Institute of Physics
Dirac House, Temple Back
Bristol BS1 6BE UK

Phone: 44 1 17 929 7481
Fax: 44 1 17 920 0979

techtracking@iop.org

Additional copies of this publication are available from:

Curran Associates, Inc.
57 Morehouse Lane
Red Hook, NY 12571 USA
Phone: 845-758-0400
Fax: 845-758-2633
Email: curran@proceedings.com
Web: www.proceedings.com

TABLE OF CONTENTS

PART 1

PROCESS

IMPROVEMENT OF FORMABILITY OF HIGH STRENGTH STEEL SHEETS IN SHRINK FLANGING.....	1
<i>Z Hamedon, Y Abe, K Mori</i>	
A REVIEW ON THE APPLICATION OF PEENING PROCESSES FOR SURFACE TREATMENT	8
<i>A Azhari, S Sulaiman, A K Prasada Rao</i>	
ESTIMATION OF THERMAL CONTACT CONDUCTANCE BETWEEN BLANK AND TOOL SURFACE IN HOT STAMPING PROCESS.....	17
<i>Zahari Taha, M A Hanafiah Shaharudin</i>	
SIMULATION ON THE EFFECT OF BOTTLE WALL THICKNESS DISTRIBUTION USING BLOW MOULDING TECHNIQUE	26
<i>S Suraya, M D Azman, N Fatchurrohman, A A Jaafar, A R Yusoff</i>	
FINITE ELEMENT STUDY OF THE EFFECT OF SUBSTRATE PROPERTIES IN MICRO-CUTTING THIN WORKPIECE MATERIALS	32
<i>K Saptaji, S Subbiah</i>	
EFFECT OF HIGH-SPEED MILLING TOOL PATH STRATEGIES ON THE SURFACE ROUGHNESS OF STAVAX ESR MOLD INSERT MACHINING	43
<i>A. Mebrahitom, D. Rizuan, M. Azmir, M Nassif</i>	
FINITE ELEMENT ANALYSIS OF ECAP, TCAP, RUE AND CGP PROCESSES	49
<i>Deepak C Patil, Vinayak Kallannavar, Prabhakar M. Bhovi, S A Kori, K Venkateswarlu</i>	
CONTACT PRESSURE DISTRIBUTION DURING THE POLISHING PROCESS OF CERAMIC TILES: A LABORATORY INVESTIGATION.....	67
<i>A S A Sani, F J P Sousa, Z Hamedon, A Azhari</i>	
STUDY THE EFFECT OF ELEVATED DIES TEMPERATURE ON ALUMINIUM AND STEEL ROUND DEEP DRAWING	86
<i>Yeong Wei Lean, M. Azuddin</i>	
INVESTIGATION OF SURFACE ROUGHNESS AND TOOL WEAR LENGTH WITH VARYING COMBINATION OF DEPTH OF CUT AND FEED RATE OF ALUMINIUM ALLOY AND P20 STEEL MACHINING.....	100
<i>Madan Varmma A/l Suparmaniam, Ahmad Razlan Yusoff</i>	
TEMPERATURE ASSESSMENT OF HEATING STAGE FOR A THERMOFORMING EQUIPMENT	109
<i>F. A. Mohd Ghazali, M. N. Ahmad, M. F. Ab Rahim, A. A. Jaafar</i>	
CAE APPLICATIONS IN A THERMOFORMING MOULD DESIGN	116
<i>Ar Marjuki, Fa Mohd Ghazali, N M Ismail, S Sulaiman, I Mohd Khairuddin, Anwar P P A Majeed, Aa Jaafar, F Mustapha, S Basri</i>	
CUTTING ORIENTATIONS FOR NON-COMPLEX PARTS IN 4TH AXIS MACHINING	125
<i>M N Osman Zahid, K Case, D M Watts</i>	
ANALYSIS OF PARAMETERS ASSESSMENT ON LAMINATED RUBBER-METAL SPRING FOR STRUCTURAL VIBRATION.....	132
<i>M. A. Salim, A. Putra, M. R. Mansor, M. T. Musthafah, M. Z. Akop, M. A. Abdullah</i>	
RESPONSE SURFACE METHODOLOGY APPROACH ON EFFECT OF CUTTING PARAMETER ON TOOL WEAR DURING END MILLING OF HIGH THERMAL CONDUCTIVITY STEEL -150 (HTCS-150)	144
<i>A B Mohd Hadzley, W M Y Wan Mohd Azahar, R Izamshah, K Mohd Shahir, A Mohd Amran, A Anis Afuza</i>	
CFD BASED EROSION MODELLING OF ABRASIVE WATERJET NOZZLE USING DISCRETE PHASE METHOD.....	151
<i>Naqib Hakim Kamarudin, A K Prasada Rao, Azmir Azhari</i>	
EVALUATION OF SURFACE ROUGHNESS AND POWER CONSUMPTION IN MACHINING FCD 450 CAST IRON USING COATED AND UNCOATED IRREGULAR MILLING TOOLS	159
<i>Ahmad Razlan Yusoff, Fitriyanti Arsyad</i>	
DRY MACHINING PROCESS OF MILLING MACHINE USING AXIOMATIC GREEN METHODOLOGY	167
<i>Gita Puspita Andriani, Muhammad Akbar, Dradjad Irianto</i>	

PREPARATION OF POLYPROPYLENE THERMOPLASTIC CONTAINER VIA THERMOFORMING PROCESS	176
<i>Nik Ruqiyah Nik Hassan, Farah Amira Mohd Ghazali, Abdul Aziz Jaafar, Noor Mazni Ismail</i>	
A REVIEW ON NOZZLE WEAR IN ABRASIVE WATER JET MACHINING APPLICATION	186
<i>H. Syazwani, G. Mebrahitom, A. Azmir</i>	
SUSTAINABLE COOLING METHOD FOR MACHINING TITANIUM ALLOY.....	194
<i>B Boswell, M N Islam</i>	
EFFECT OF COOLING METHODS ON HOLE QUALITY IN DRILLING OF ALUMINIUM 6061-6T	206
<i>M N Islam, B Boswell</i>	
GREY RELATIONAL ANALYSES FOR MULTI-OBJECTIVE OPTIMIZATION OF TURNING S45C CARBON STEEL	223
<i>A. H. A. Shah, A. I. Azmi, A. N. M. Khalil</i>	
STUDY ON OPTIMAL SURFACE PROPERTY OF WC-CO CUTTING TOOL FOR ALUMINIUM ALLOY CUTTING	234
<i>Mohd Nizar, Naoya Arimatsu, Hiroshi Kawamitsu, Kazuteru Takai, Masahiro Fukumoto</i>	
SPRING-BACK SIMULATION OF UNIDIRECTIONAL CARBON/EPOXY L- SHAPED LAMINATE COMPOSITES MANUFACTURED THROUGH AUTOCLAVE PROCESSING	244
<i>M N M Nasir, L Mezeix, Y Aminanda, M A Seman, A Rivai, K M Ali</i>	
THE FABRICATION OF PDMS MOULD FOR MICROELECTRODE ARRAY BIOCHIP USING NIL	255
<i>Khi Khim Beh, Fahmi Samsuri, Tze Pin Lee, Khairudin Mohamed</i>	
MODELS FOR SELECTING GMA WELDING PARAMETERS FOR IMPROVING MECHANICAL PROPERTIES OF WELD JOINTS	266
<i>P Srinivasa Rao, Pragash Ramachandran, S Jebaraj</i>	
MEASUREMENT OF INTERFACIAL PROFILES OF WAVY FILM FLOW ON INCLINED WALL.....	271
<i>N Rosli, K Amagai</i>	
INVESTIGATION OF THIN FILM DEPOSITION ON STAINLESS STEEL 304 SUBSTRATES UNDER DIFFERENT OPERATING CONDITIONS.....	281
<i>M A Chowdhury, D M Nuruzzaman</i>	
DEPOSITION OF HARD CHROME COATING ONTO HEAT SUSCEPTIBLE SUBSTRATES BY LOW POWER MICROWAVE PLASMA SPRAY	289
<i>Ahmad Redza, Toshiaki Yasui, Masahiro Fukumoto</i>	
HIGH ANATASE RATE TITANIUM DIOXIDE COATING DEPOSITION BY LOW POWER MICROWAVE PLASMA SPRAY.....	298
<i>Ahmad Redza, Toshiki Kondo, Toshiaki Yasui, Masahiro Fukumoto</i>	
3D MICROFABRICATION USING EMULSION MASK GRAYSCALE PHOTOLITHOGRAPHY TECHNIQUE.....	308
<i>Tze Pin Lee, Khairudin Mohamed</i>	
EXPERIMENTAL VALIDATION FOR HOT STAMPING PROCESS BY USING TAGUCHI METHOD.....	316
<i>Mohd Fawzi Zamri, Syh Kai Lim, Ahmad Razlan Yusoff</i>	
DETERMINATION OF HEAT TRANSFER COEFFICIENT FOR AN INTERACTION OF SUB-COOLED GAS AND METAL.....	324
<i>Mohd Zaidi Sidek, Muhammad Syahidan Kamarudin</i>	
EXPERIMENTAL INVESTIGATIONS DURING DRY EDM OF INCONEL - 718	332
<i>A S Bhandare, U A Dabade</i>	
RECENT DEVELOPMENTS IN MICRO FRICTION STIR WELDING: A REVIEW	340
<i>Keydon Sithole, Veeredhi Vasudeva Rao</i>	
DEVELOPMENT OF KEROPOK KEPING DRYING MACHINE FOR SMALL & MEDIUM ENTERPRISES (SMES)	351
<i>S. Mohamaddan, A. M. A. A. Mohd Mohtar, N. Junaidi, N. A. A. Mohtadzar, M. S. Z. Mohamad Suffian</i>	
POSE ESTIMATION USING 1D FOURIER TRANSFORM AND EUCLIDEAN DISTANCE MATCHING OF CAD MODEL AND INSPECTED MODEL PART	357
<i>Zuliani Zulkoffli, Elmi Abu Bakar</i>	
EVALUATION OF MOLTEN AREA IN MICRO-WELDING OF MONOCRYSTALLINE SILICON AND GLASS	369
<i>I H W Nordin, Y Okamoto, I Miyamoto, A Okada</i>	
FINITE-ELEMENT ANALYSIS OF NITI WIRE DEFLECTION DURING ORTHODONTIC LEVELLING TREATMENT.....	375
<i>M F Razali, A S Mahmud, N Mokhtar, J Abdullah</i>	

INFLUENCE OF PARTICLE SIZE ON CUTTING FORCES AND SURFACE ROUGHNESS IN MACHINING OF B₄C_p - 6061 ALUMINIUM MATRIX COMPOSITES	382
<i>Vijaykumar Hiremath, Pradeep Badiger, V Auradi, S T Dundur, S A Kori</i>	
DEVELOPMENT OF AXIAL CONTINUOUS METAL EXPELLER FOR MELT CONDITIONING OF ALLOYS	391
<i>Z. Cassinath, A. K. Prasada Rao</i>	
MODELING AND FLOW ANALYSIS OF PURE NYLON POLYMER FOR INJECTION MOLDING PROCESS.....	397
<i>D M Nuruzzaman, N Kusaseh, S Basri, A N Oumer, Z Hamedon</i>	
THE DEVELOPMENT OF MINI PORTABLE DIGESTER DESIGNS FOR DOMESTIC AND RESTAURANT SOLID WASTE PROCESSING TO BE CLEAN BIOGAS AS ENERGY'S ALTERNATIVE TO REPLACE LPG	404
<i>A Mansur, D Janari Dan, N Setiawan</i>	
IMPROVING EFFICIENCY OF ALUMINIUM SACRIFICIAL ANODE USING COLD WORK PROCESS.....	411
<i>Y. P. Asmara, J. P. Siregar, C. Tezara, Chang Tai Ann</i>	
FABRICATION OF HIGH ASPECT RATIO MICRO ELECTRODE BY USING EDM	417
<i>Nagwa Mejid Elsiiti, M. Y. Noordin, Adam Umar Alkali</i>	

SYSTEM

PROPOSAL FOR A CONCEPTUAL MODEL FOR EVALUATING LEAN PRODUCT DEVELOPMENT PERFORMANCE: A STUDY OF LPD ENABLERS IN MANUFACTURING COMPANIES.....	422
<i>Daniel Osezua Aikhuele, Faiz Mohd Turan</i>	
A HYBRID FUZZY MODEL FOR LEAN PRODUCT DEVELOPMENT PERFORMANCE MEASUREMENT	427
<i>Daniel Osezua Aikhuele, Faiz Mohd Turan</i>	
SIMULATION OF ASSEMBLY LINE BALANCING IN AUTOMOTIVE COMPONENT MANUFACTURING.....	432
<i>Muthanna Jamil, Noraini Mohd Razali</i>	
COLLABORATIVE MANUFACTURING FOR SMALL-MEDIUM ENTERPRISES	440
<i>D Irianto</i>	
REDUCING BITS IN ELECTRODEPOSITION PROCESS OF COMMERCIAL VEHICLE - A CASE STUDY	446
<i>Nabiilah Ab Rahim, Zamzuri Hamedon, Faiz Mohd Turan, Ismed Iskandar</i>	
AN FMS DYNAMIC PRODUCTION SCHEDULING ALGORITHM CONSIDERING CUTTING TOOL FAILURE AND CUTTING TOOL LIFE	454
<i>A Setiawan, R Wangsaputra, Y Y Martawirya, A H Halim</i>	
METHODOLOGY ON INVESTIGATING THE INFLUENCES OF AUTOMATED MATERIAL HANDLING SYSTEM IN AUTOMOTIVE ASSEMBLY PROCESS.....	464
<i>Seha Saffar, Fairul Azni Jafar, Zamberi Jamaludin</i>	
IMPROVING QUALITY OF SEAL LEAK TEST PRODUCT USING SIX SIGMA.....	474
<i>Abdullah Luthfi Malik, Muhammad Akbar, Dradjad Irianto</i>	
PERFORMANCE EVALUATION OF DIFFERENT TYPES OF PARTICLE REPRESENTATION PROCEDURES OF PARTICLE SWARM OPTIMIZATION IN JOB-SHOP SCHEDULING PROBLEMS.....	479
<i>Nurul Izah Anuar, Adi Saptari</i>	
COMPARISON OF QUALITY ENGINEERING PRACTICES IN MALAYSIAN AND INDONESIAN AUTOMOTIVE RELATED COMPANIES.....	484
<i>Nilda Tri Putri, Yusof Sha'ri Mohd, Dradjad Irianto</i>	
META-HEURISTIC ALGORITHM TO SOLVE TWO-SIDED ASSEMBLY LINE BALANCING PROBLEMS.....	497
<i>A D Wirawan, A Maruf</i>	
DESIGN AND ANALYSIS OF TOOTH IMPACT TEST RIG FOR SPUR GEAR.....	508
<i>Wafiuiddin Bin Md Ghazali, Ismail Ali Bin Abdul Aziz, Daing Mohamad Nafiz Bin Daing Idris, Nurazima Binti Ismail, Azizul Helmi Bin Sofian</i>	
QUALITY TOOLS AND TRIZ BASED QUALITY IMPROVEMENT CASE STUDY AT PT 'X' A PLASTIC MOULDING MANUFACTURING INDUSTRY	520
<i>Christina Wirawan, Fory Chandra</i>	

FLEXIBLE JOB-SHOP SCHEDULING WITH DUAL-RESOURCE CONSTRAINTS TO MINIMIZE TARDINESS USING GENETIC ALGORITHM.....	529
<i>A B N Paksi, A Ma'Ruf</i>	
SCHEDULING METHOD FOR MTS/MTO PRODUCTION SYSTEM.....	538
<i>Tadeuz, A Maruf</i>	
JOB SHOP SCHEDULING MODEL FOR NON-IDENTIC MACHINE WITH FIXED DELIVERY TIME TO MINIMIZE TARDINESS.....	548
<i>K K Kusuma, A Maruf</i>	
ANALYSIS OF MAINTENANCE SERVICE CONTRACTS FOR DUMP TRUCKS USED IN MINING INDUSTRY WITH SIMULATION APPROACH.....	555
<i>A Dymasius, R Wangsaputra, B P Iskandar</i>	
COMPETING RISK MODELS IN RELIABILITY SYSTEMS, A WEIBULL DISTRIBUTION MODEL WITH BAYESIAN ANALYSIS APPROACH.....	565
<i>Ismed Iskandar, Yudi Satria Gondokaryono</i>	
CONTRIBUTION TO THE MODELLING AND ANALYSIS OF LOGISTICS SYSTEM PERFORMANCE BY PETRI NETS AND SIMULATION MODELS: APPLICATION IN A SUPPLY CHAIN.....	573
<i>Yassine Azougagh, Khalid Benhida, Said Elfezazi</i>	
MODELLING A FLOWS IN SUPPLY CHAIN WITH ANALYTICAL MODELS: CASE OF A CHEMICAL INDUSTRY.....	583
<i>Khalid Benhida, Yassine Azougagh, Said Elfezazi</i>	
GENERATION OF LOOK-UP TABLES FOR DYNAMIC JOB SHOP SCHEDULING DECISION SUPPORT TOOL.....	591
<i>Muchamad Oktaviandri, Adnan Hassan, Awaluddin Mohd Shaharoun</i>	
IMPLEMENTATION LEARNING AND FORGETTING CURVE TO SCHEDULING IN GARMENT INDUSTRY.....	600
<i>Huda Muhammad Badri, Baba Md Deros, M Syahri, Chairul Saleh, Aninda Fitria</i>	
LEAN PRODUCTION IN IMPROVING SUPPLY CHAIN PERFORMANCE THROUGH HYBRID MODEL SCOR 11.0 - SYSTEM DYNAMICS.....	609
<i>Chairul Saleh, Ghaida Fatcha Mubiena, Taufiq Immawan, Azmi Hassan</i>	
DESIGN IMPROVEMENTS IN UNDERGROUND WATERING SYSTEM FOR SMALL LOCAL FARMING INDUSTRIES.....	620
<i>T F Ariff, N H A Tukiman, R Bahar</i>	
E-LEARNING APPLICATION FOR MACHINE MAINTENANCE PROCESS USING ITERATIVE METHOD IN XYZ COMPANY.....	626
<i>Suaidah Nurunisa, Amelia Kurniawati, Rayinda Pramuditya Soesanto, Umar Yunan Kurnia Septo Hediyanto</i>	
INVENTORY DECISION IN A CLOSED-LOOP SUPPLY CHAIN WITH INSPECTION, SORTING, AND WASTE DISPOSAL.....	639
<i>A R Dwicahyani, W A Jauhari, N A Kurdhi</i>	

PART 2

AN INTEGER BATCH SCHEDULING MODEL FOR A SINGLE MACHINE WITH SIMULTANEOUS LEARNING AND DETERIORATION EFFECTS TO MINIMIZE TOTAL ACTUAL FLOW TIME.....	650
<i>R Yusriski, Sukoyo, T M A A Samadhi, A H Halim</i>	
THE RELATIONSHIP BETWEEN OF MANUFACTURING FLEXIBILITY, INNOVATION CAPABILITY, AND OPERATIONAL PERFORMANCE IN INDONESIAN MANUFACTURING SMES.....	660
<i>U. S. Purwanto, Raihan</i>	
A CLUSTERING CLASSIFICATION OF SPARE PARTS FOR IMPROVING INVENTORY POLICIES.....	667
<i>Anton Meri Lumban Raja, The Jin Ai, Rinir Diar Astanti</i>	
INFORMATION SYSTEM DESIGN OF INVENTORY CONTROL SPARE PARTS MAINTENANCE (VALUATION CLASS 5000) (CASE STUDY: PLANT KW).....	677
<i>Rina Fitriana, Parwadi Moengin, Mega Riana</i>	
THE APPLICATION OF EOQ AND LEAD TIME CRASHING COST MODELS IN MATERIAL WITH LIMITED LIFE TIME (CASE STUDY: CN-235 AIRCRAFT AT PT DIRGANTARA INDONESIA).....	687
<i>Yosi Agustina Hidayat, Aprilia Ria Kasanah, Titah Yudhistira</i>	

A FRAMEWORK FOR OFFSHORE VENDOR CAPABILITY DEVELOPMENT	696
<i>Yogi Yusuf Wibisono, Rajesri Govindaraju, Dradjad Irianto, Iman Sudirman</i>	
PRODUCTION AND DELIVERY BATCH SCHEDULING WITH A COMMON DUE DATE AND MULTIPLE VEHICLES TO MINIMIZE TOTAL COST	707
<i>E Prasetyaningsih, Suprayogi, Tmaa Samadhi, Ah Halim</i>	
TECHNOLOGY ADOPTION: AN INTERACTION PERSPECTIVE	717
<i>Hotna M Sitorus, Rajesri Govindaraju, I I Wiratmadja, Iman Sudirman</i>	
MEASUREMENT AND DEVELOPMENT OF HUMANWARE AND TECHNOWARE COMPETENCIES IN ORDER TO MEET PINTLE CHAIN PRODUCT REQUIREMENTS IN BANDUNG MANUFACTURE POLYTECHNIC	724
<i>Jodi Akbar, Muhammad Akbar, Dradjad Irianto</i>	
MAKE OR BUY ANALYSIS MODEL BASED ON TOLERANCE ALLOCATION TO MINIMIZE MANUFACTURING COST AND FUZZY QUALITY LOSS.....	730
<i>C N Rosyidi, W Puspitoingrum, W A Jauhari, B Suhardi, K Hamada</i>	
A VARIATION REDUCTION ALLOCATION MODEL FOR QUALITY IMPROVEMENT TO MINIMIZE INVESTMENT AND QUALITY COSTS BY CONSIDERING SUPPLIERS' LEARNING CURVE.....	739
<i>C N Rosyidi, Wa Jauhari, B Suhardi, K Hamada</i>	
MARKETING INFORMATION SYSTEM ONLINE DESIGN FOR CRAFTSMEN SMALL MEDIUM ENTERPRISES (CASE STUDY: CRAFTSMEN AC).....	744
<i>Rina Fitriana, Wawan Kurniawan, Anung Barlianto, Rizki Adriansyah Putra</i>	
ON THE APPLICATION OF COPULA IN MODELING MAINTENANCE CONTRACT	757
<i>B P Iskandar, H Husniah</i>	
REDESIGN OF TRANSJAKARTA BUS DRIVER'S CABIN	765
<i>Dian Mardi Safitri, Nora Azmi, Gurbinder Singh, Pudji Astuti</i>	
SIMULATION MODELING BY CLASSIFICATION OF PROBLEMS: A CASE OF CELLULAR MANUFACTURING.....	772
<i>K N Afiqah, Z R Mahayuddin</i>	
THE APPLICATION OF CONCURRENT ENGINEERING TOOLS AND DESIGN STRUCTURE MATRIX IN DESIGNING TIRE	782
<i>Rosnani Ginting, T Fachrozi Fitra Ramadhan</i>	
PRODUCT DEVELOPMENT USING QFD, MCDM AND THE COMBINATION OF THESE TWO METHODS.....	791
<i>C D Marini, N Fatchurrohman, A Azhari, S Suraya</i>	
INVESTIGATION OF THE PROMINENT BARRIERS TO LEAN MANUFACTURING IMPLEMENTATION IN MALAYSIAN FOOD AND BEVERAGES INDUSTRY USING RASCH MODEL	799
<i>N S Khusaini, A Ismail, A A Rashid</i>	
EVALUATION OF B2C WEBSITE BASED ON THE USABILITY FACTORS BY USING FUZZY AHP & HIERARCHICAL FUZZY TOPSIS	806
<i>I Masudin, T E Saputro</i>	
MODEL FOR ASSEMBLY LINE RE-BALANCING CONSIDERING ADDITIONAL CAPACITY AND OUTSOURCING TO FACE DEMAND FLUCTUATIONS	814
<i>Tmaa Samadhi, Atin Sumihartati</i>	
PRACTICAL FRAMEWORK: IMPLEMENTING OEE METHOD IN MANUFACTURING PROCESS ENVIRONMENT	824
<i>N. C. Maideen, S. Sahudin, N. H. Mohd Yahya, A. O. Norliawati</i>	
A METHODOLOGY FOR MANUFACTURING EXECUTION SYSTEMS (MES) IMPLEMENTATION	835
<i>Rajesri Govindaraju, Krisna Putra</i>	
THE DEVELOPMENT OF MODEL FOR MEASURING RAILWAY WHEELS MANUFACTURING READINESS LEVEL.....	845
<i>Iwan Inrawan Wiratmadja, Anas Mufid</i>	
AN INVESTIGATION OF LOW ERGONOMICS RISK AWARENESS, AMONG STAFFS AT EARLY PRODUCT DEVELOPMENT PHASE IN MALAYSIA AUTOMOTIVE INDUSTRIES.....	852
<i>Fazilah Abdul Aziz, Noraini Razali, Nur Najmiyah Jaafar</i>	
STUDY ON THE KEY FACTOR PARAMETERS TO INCREASE PRODUCTIVITY IN CONSTRUCTION AND MANUFACTURING INDUSTRIES.....	865
<i>K Almazyed, A Alaswad, A. G Olabi</i>	
COMPETING RISK MODELS IN RELIABILITY SYSTEMS, A GAMMA DISTRIBUTION MODEL WITH BAYESIAN ANALYSIS APPROACH	870
<i>Ismed Iskandar</i>	

MATERIAL

TEMPERATURE GRADIENT FIELD THEORY OF NUCLEATION.....	877
<i>S. Das, W. Q. Ain, A. Azhari, A. K. Prasada Rao</i>	
INFLUENCE OF RCS ON AL-3MG AND AL-3MG-0.25SC ALLOYS	885
<i>Prabhakar M Bhovi, K. Venkateswarlu</i>	
MAGNETO-RHEOLOGICAL DEFECTS AND FAILURES: A REVIEW	892
<i>Sa Wahid, I Ismail, S Aid, Msa Rahim</i>	
EFFECT OF B₂O₃ CONTAINING FLUXES ON THE MICROSTRUCTURE AND MECHANICAL PROPERTIES IN SUBMERGED ARC WELDED MILD STEEL PLATES	903
<i>P. Gupta, J. Roy, R. N. Rai, A. K. Prasada Rao, S. C. Saha</i>	
SLIDING WEAR RESPONSE OF BERYL REINFORCED ALUMINUM COMPOSITE - A FACTORIAL DESIGN APPROACH.....	910
<i>V. Bharat, B. Durga Prasad, M. Bhovi Prabhakar, K. Venkateswarlu</i>	
AL-TiH₂ COMPOSITE FOAMS MAGNESIUM ALLOY	921
<i>A. K. Prasada Rao, Y. S. Oh, W. Q. Ain, Azhari A, S. N. Basri, N. J. Kim</i>	
FRACTURE MICROINDENTATION ON BORIDE LAYERS ON AISI 1020 STEEL.....	926
<i>M Prince, A Justin Thanu, S L Arjun, U Velmurugan, P Gopalakrishnan</i>	
DEFECT DETECTION OF FIBERGLASS COMPOSITE LAMINATES (FGCL) WITH ULTRASONIC A-SCAN SIGNAL MEASUREMENT	933
<i>M. F. Mahmud, Elmi Abu Bakar, A. R. Othman</i>	
INVESTIGATION OF PRODUCT PERFORMANCE OF AL-METAL MATRIX COMPOSITES BRAKE DISC USING FINITE ELEMENT ANALYSIS.....	940
<i>N Fatchurrohman, C D Marini, S Suraya, Akm Asif Iqbal</i>	
THE EFFECT OF HEAT TREATMENT ON THE HARDNESS AND IMPACT PROPERTIES OF MEDIUM CARBON STEEL.....	948
<i>Noor Mazni Ismail, Nurul Aida Amir Khatif, Mohamad Aliff Kamil Awang Kekik, Mohd Ali Hanafiah Shaharudin</i>	
A STUDY ON THE INFLUENCE OF PROCESS PARAMETERS ON THE MECHANICAL PROPERTIES OF 3D PRINTED ABS COMPOSITE.....	957
<i>K. G. Jaya Christiyana, U. Chandrasekhar, K. Venkateswarlu</i>	
EFFECT OF AL₂O₃ NANOLUBRICATION WITH SODIUM DODECYLBENZENE SULFONATE (SDBS) ON SURFACE ROUGHNESS AND TOOL WEAR UNDER MQL DURING TURNING OF TI-6AL-4Ti.....	965
<i>M A M Ali, A N M Khalil, A I Azmi</i>	
COATED CARBIDE DRILL PERFORMANCE UNDER SOLUBLE COCONUT OIL LUBRICANT AND NANOPARTICLE ENHANCED MQL IN DRILLING AISI P20	971
<i>N A M Jamil, A I Azmi, M A Fairuz</i>	
INFLUENCE OF NORMAL LOADS AND SLIDING VELOCITIES ON FRICTION PROPERTIES OF ENGINEERING PLASTICS SLIDING AGAINST ROUGH COUNTERFACES	977
<i>D M Nuruzzaman, M A Chowdhury, M L Rahaman, A N Oumer</i>	
EROSIVE WEAR CHARACTERISTICS OF MULTI-FIBER REINFORCED POLYESTER UNDER DIFFERENT OPERATING CONDITIONS.....	985
<i>U K Debnath, M A Chowdhury, D M Nuruzzaman</i>	
PURIFICATION OF TRONOH SILICA SAND VIA PRELIMINARY PROCESS OF MECHANICAL MILLING	994
<i>Nazratulhuda H, Othman M</i>	
ANALYSIS OF FATIGUE CRACK PROPAGATION BEHAVIOUR IN SIC PARTICULATE AL₂O₃ WHISKER REINFORCED HYBRID MMC	1001
<i>Akm Asif Iqbal, Yoshio Arai</i>	
EFFECT OF SPUTTERING TARGET'S GRAIN SIZE ON THE SPUTTERING YIELD, PARTICLE SIZE AND COERCIVITY (HC) OF NI AND NI20AL THIN FILMS	1011
<i>M Reza, Z Sajuri, J Yunas, J Syarif</i>	
SILICANIZING PROCESS ON MILD STEEL SUBSTRATE BY USING TRONOH SILICA SAND: MICROSTRUCTURE, COMPOSITION AND COATING GROWTH	1017
<i>Yusnenti F. M. Y, Othman M, Mazli Mustapha, Mohdysuri I</i>	
EXPERIMENTAL INVESTIGATION ON THE MECHANICAL PROPERTIES OF GLASS FIBER REINFORCED NYLON	1024
<i>D M Nuruzzaman, A K M Asif Iqbal, A N Oumer, N M Ismail, S Basri</i>	
EFFECT OF LOW TEMPERATURE ANNEALING ON THE WEAR PROPERTIES OF NITINOL	1031
<i>Sriram Mukunda, Narendranath. S, Mervin A. Herbert, P. G. Mukunda</i>	

MICROSTRUCTURE AND MECHANICAL PROPERTIES INVESTIGATION OF IN SITU TiB₂ AND ZrB₂ REINFORCED AL-4Cu COMPOSITES.....	1044
<i>Ahmad Lutfi Anis, Rosmamuhammadani Ramli, Widyani Darham, Azlan Zakaria, Mahesh Kumar Talari</i>	
EXPERIMENTAL INVESTIGATION AND OPTIMIZATION OF RESPONSE VARIABLES IN WEDM OF INCONEL - 718.....	1049
<i>S S Karidkar, U A Dabade</i>	
MULTI-OBJECTIVE OPTIMIZATION IN HOT MACHINING OF AL/SiCp METAL MATRIX COMPOSITES.....	1057
<i>M R Jadhav, U A Dabade</i>	
PROCESSING AND MECHANICAL PROPERTIES OF ALUMINIUM-SILICON CARBIDE METAL MATRIX COMPOSITES.....	1067
<i>D M Nuruzzaman, F F B Kamaruzaman</i>	
INVESTIGATION ON THE THERMAL PROPERTIES, DENSITY AND DEGRADATION OF QUATERNARY IRON AND TITANIUM PHOSPHATE BASED GLASSES.....	1074
<i>Sis Shaharuddin, I Ahmed, D Furniss, Aj Parsons, Cd Rudd</i>	
INVESTIGATION ON MICROSTRUCTURE AND MECHANICAL PROPERTIES OF FRICTION STIR WELDED AA6061-4.5Cu-10SiC COMPOSITE.....	1084
<i>Mervin A. Herbert, Arun Kumar Shettigar, Akshay V Nigalye, Shrikantha S. Rao</i>	
RESISTANCE SPOT WELDING OF AA5052 SHEET METAL OF DISSIMILAR THICKNESS.....	1093
<i>N A Mat Din, H Zuhailawati, A S Anasyida</i>	
EFFECT OF SOLUTION TREATMENT ON AL 1100 CRYOROLLED SHEET ALLOY.....	1101
<i>Z. S. Aminah, S. A. S. M. Noraini, H. Zuhailawati, A. S. Anasyida</i>	
PREDICTING EFFECTS OF CORROSION EROSION OF HIGH STRENGTH STEEL PIPELINES ELBOW ON CO₂-ACETIC ACID (HAc) SOLUTION.....	1108
<i>Y. P. Asmara, M. F. Ismail, L. Giok Chui, Jamiludin Halimi</i>	
CLADDING OF Mg ALLOY WITH Zr BASED BMG ALLOY.....	1113
<i>A. K. Prasada Rao, Y. S. Oh, M. K. Faisal, N. J. Kim</i>	
NUMERICAL FRACTURE ANALYSIS OF CRYOGENICALLY TREATED ALLOY STEEL WELDMENTS.....	1117
<i>S Rasool Mohideen, S Thamizhmanii, M. M Muhammed Abdul Fatah, W. Najmuddin W. Saidin</i>	

AUTOMATION

AGE RELATED DIFFERENCES IN THE SURFACE EMG SIGNALS ON ADOLESCENT'S MUSCLE DURING CONTRACTION.....	1128
<i>Nizam Uddin Ahamed, Zahari Taha, Mahdi Alqahtani, Omar Altwijri, Matiur Rahman, Abdelhakim Deboucha</i>	
TOOL BREAKAGE DETECTION FROM 2D WORKPIECE PROFILE USING VISION METHOD.....	1134
<i>W K Lee, M M Ratnam, Z A Ahmad</i>	
A HYBRID JOINT BASED CONTROLLER FOR AN UPPER EXTREMITY EXOSKELETON.....	1142
<i>Ismail Mohd Khairuddin, Zahari Taha, Anwar P. P. Abdul Majeed, Abdel Hakeem Deboucha, Mohd Azraai Mohd Razman, Abdul Aziz Jaafar, Zulkifli Mohamed</i>	
MODELLING AND CONTROL OF AN UPPER EXTREMITY EXOSKELETON FOR REHABILITATION.....	1150
<i>Zahari Taha, Anwar P. P. Abdul Majeed, Mohd Yashim Wong Paul Tze, Mohammed Abdo Hashem, Ismail Mohd Khairuddin, Mohd Azraai Mohd Razman</i>	
SENSORS FUSION BASED ONLINE MAPPING AND FEATURES EXTRACTION OF MOBILE ROBOT IN THE ROAD FOLLOWING AND ROUNDABOUT.....	1158
<i>Mohammed A H Ali, Musa Mailah, Wan Azhar B. Yussof, Zamzuri B Hamedon, Zulkifli B. Yussof, Anwar P P Majeed</i>	
AN INTELLIGENT ACTIVE FORCE CONTROL ALGORITHM TO CONTROL AN UPPER EXTREMITY EXOSKELETON FOR MOTOR RECOVERY.....	1170
<i>Wan Hasbullah Mohd Isa, Zahari Taha, Ismail Mohd Khairuddin, Anwar P. P. Abdul Majeed, Khairul Fikri Muhammad, Mohammed Abdo Hashem, Jamaluddin Mahmud, Zulkifli Mohamed</i>	
MODELLING OF PHOTOVOLTAIC MODULE USING MATLAB SIMULINK.....	1179
<i>Nurul Afiqah Zainal, Ajisman, Ahmad Razlan Yusoff</i>	
FUZZY LOGIC CONTROLLED SOLAR MODULE FOR DRIVING THREE- PHASE INDUCTION MOTOR.....	1188
<i>Nurul Afiqah Zainal, Chan Sooi Tat, Ajisman</i>	
LOW COST NIGHT VISION SYSTEM FOR INTRUDER DETECTION.....	1195
<i>Liang S Ng, Wan Azhar Wan Yusoff, Dhinesh R, J S Sak</i>	

FEATURE IDENTIFICATION AND FILTERING FOR ENGINE MISFIRE DETECTION (EMD) USING ZIRCONIA OXYGEN SENSOR	1204
<i>Muhammad Zaim Mohamed Pauzi, Elmi Abu Bakar, Mohd Fauzi Ismail</i>	
GEOMETRICAL ANALYSIS ON CAP-SHAPED COILS FOR POWER OPTIMIZATION OF THE VIBRATION-BASED ELECTROMAGNETIC HARVESTING SYSTEM	1210
<i>Wan Hasbullah Mohd Isa, Khairul Fikri Muhammad, Ismail Mohd Khairuddin, Ismayuzri Ishak, Ahmad Razlan Yusoff</i>	
OPEN SOURCE HARDWARE AND SOFTWARE PLATFORM FOR ROBOTICS AND ARTIFICIAL INTELLIGENCE APPLICATIONS	1216
<i>S Ng Liang, K O Tan, T H Lai Clement, S K Ng, A H Ali Mohammed, Musa Mailah, Wan Azhar Yussof, Zamzuri Hamedon, Zulkifli Yussof</i>	
THE ONE UNIVERSAL GRAPH — A FREE AND OPEN GRAPH DATABASE	1226
<i>Liang S. Ng, Corbin Champion</i>	
CELLULAR MANUFACTURING SYSTEM WITH DYNAMIC LOT SIZE MATERIAL HANDLING	1243
<i>M. S. A. Khannan, A. Maruf, R. Wangsaputra, S. Sutrisno, T. Wibawa</i>	
FUNDAMENTAL STUDIES ON DEVELOPMENT OF MHD (MAGNETOHYDRODYNAMIC) GENERATOR IMPLEMENT ON WAVE ENERGY HARVESTING	1251
<i>M. F. M. A. Majid, Muhamad Al-Hakim Md Apandi, M. Sabri, K. Shahril</i>	
RFID-BASED AUTOMATIC BUS TICKETING: FEATURES AND TRENDS	1260
<i>A. Oudah</i>	
THE ROUTE ANALYSIS BASED ON FLIGHT PLAN	1270
<i>Nur Feriyanto, Chairul Saleh, Achmad Fauzi, Nur Rachman Dzakiyullah, Kahfi Riza Iwaputra</i>	
CARBON DIOXIDE EMISSION PREDICTION USING SUPPORT VECTOR MACHINE	1281
<i>Chairul Saleh, Nur Rachman Dzakiyullah, Jonathan Bayu Nugroho</i>	
DYNAMIC CURVATURE STEERING CONTROL FOR AUTONOMOUS VEHICLE: PERFORMANCE ANALYSIS.....	1289
<i>Muhammad Azzat Zakaria, Hairi Zamzuri, Saiful Amri Mazlan</i>	
DEVELOPMENT OF A WORKING HOVERCRAFT MODEL	1296
<i>S H Mohamed Noor, K Syam, A A Jaafar, M F Mohamad Sharif, M R Ghazali, W I Ibrahim, M F Atan</i>	
DEVELOPMENT OF UNIVERSAL PORTABLE SPRAY STAND FOR TOUCH-UP PROCESS IN THE AUTOMOTIVE PAINTSHOP.....	1305
<i>Muhammed Abdul Fatah Muhammed Mukhtar, Rasool Mohideen Shahul Hameed</i>	
Author Index	

PAPER • OPEN ACCESS

Marketing information system online design for craftsmen small medium enterprises (case study: craftsmen ac)

To cite this article: Rina Fitriana *et al* 2016 *IOP Conf. Ser.: Mater. Sci. Eng.* **114** 012084

View the [article online](#) for updates and enhancements.

Related content

- [Feasibility study analysis for multi-function dual energy oven \(case study: tapioca crackers small medium enterprise\)](#)
N W Soraya, R M El Hadi, E Chumaidiyah *et al.*
- [Combining support vector machines with linear quadratic regulator adaptation for the online design of an automotive active suspension system](#)
J-S Chiou and M-T Liu
- [Analysis of user readiness toward ICT usage at small medium enterprise in south tangerang](#)
D Napitupulu, M Syafrullah, R Rahim *et al.*

Recent citations

- [Web-based information system sales](#)
F S Suwita *et al*



240th ECS Meeting

Digital Meeting, Oct 10-14, 2021

We are going fully digital!

Attendees register for free!

REGISTER NOW



Marketing information system online design for craftsmen small medium enterprises (case study: craftsmen ac)

Rina Fitriana¹, Wawan Kurniawan², Anung Barlianto³, Rizki Adriansyah Putra⁴

^{1,2,4} Industrial Engineering Department, Industrial Technology Faculty, Trisakti University

⁴Information Technology Department, Industrial Technology Faculty, Trisakti University

Email: rinauda@yahoo.com, wawan1121@yahoo.com, anung@trisakti.ac.id, rizky.adrian@hotmail.com

Abstract. AC is small and medium enterprises which is engaged in the field of crafts. This SME (Small Medium Enterprise) didn't have an integrated information system for managing sales. This research aims to design a marketing Information system online as applications that built as web base. The integrated system is made to manage sales and expand its market share. This study uses a structured analysis and design in its approach to build systems and also implemented a marketing framework of STP (Segmentation, Targeting, Positioning) and 4P (Price, Product, Place, Promotion) to obtain market analysis. The main market target customer craftsmen AC is women aged 13 years to 35 years. The products produced by AC are shoes, brooch, that are typical of the archipelago. The prices is range from Rp. 2000 until Rp. 400.000. Marketing information system online can be used as a sales transaction document, promoting the goods, and for customer booking products.

Key word: *Marketing Information System, STP (Segmentation, Targeting, Positioning), 4P (Price, Product, Place, Promotion), (SME) Small Medium Enterprises*

1. Introduction

Internet has become part of everyday society, people can easily find various kinds of information desired. Various services and internet services has also been made easy for someone to access mobile Internet. One of the use Internet services by the people of Indonesia is websites of buying and selling online. The technology has evolved rapidly bring new business opportunities, particularly for small and medium enterprises that have limited capital.

Craftsmen AC is one of the small and medium enterprises that produce shoes and accessories that come from a variety of patchwork and ribbon embroidery. Since it was established, craftsmen not have good marketing information system. Marketing through social media has not been effective due to the lack of facilities and human resources owned by craftsmen.

The formulation of the problem are craftsmen AC didn't have an integrated information system for managing sales. Marketing strategy needs to be evaluated in support of broader marketing activities.

The purpose of this research is:

1. Marketing analysis with a framework STP (Segmentation, Targeting, Positioning) and 4 (Price, Product, Place, Promotion) to obtain market information.
2. Make marketing strategies for AC craftsmen.
3. Build a marketing information system online help craftsmen to manage the process of buying and selling the creation integrated marketing information systems to help entrepreneurs AC in marketing, ordering document and making sales transaction data.



2. Literature review

Marketing according to Kotler & Armstrong (2012) is the process of social management and in which an individual and organization to get what they want to create and exchange value and get owned by other parties. The marketing strategy is a concept that is intended to build a good customer value and gain a mutually beneficial relationship to consumers. A company will determine the intended consumer (segmentation and targeting) and how to put the company on the consumer (Positioning). Marketing mix is a collection of tactical marketing tools that are used to generate the target market response as expected. Marketing mix can be done in any way that could boost the number of requests in its products. The ways to do is concluded into 4 P (Product, Price, Place, Promotion) (Kotler & Armstrong, 2012). SWOT (Strength, Weakness, Opportunity, Threat) Matrix and IE (Internal External) Matrix is used to make grand strategy. (David, 2007)

System development process is a set of activities, methods, best practices, ready for delivery and automated equipment used by stakeholders to develop and maintain information systems and software (Whitten, 2010).

There are many research about marketing information system. Gupta et al. (2015) made the model from information technology, marketing, and clinical research into a single framework to maximize efforts for recruitment, enrollment, engagement, and retention of participants. Potgieter et al. (2013) made an innovative marketing information system as a management tool for South African tour operators. Turk et al. (2014) made GIS (Geographic Information System) that can play significant roles in both marketing planning and the decision making process. Abeka (2012) made a relationship between user satisfaction and acceptance of web based marketing information system (MKIs) among micro-finance institutions in Nairobi Region, Kenya. Hanif et al. (2013) explore the Innovative Marketing Information System in Tourism industry of Pakistan. Kester et al. (2012) made contribution to the body of knowledge in the area of the application of Geographic Information Systems technology solutions to businesses, by developing a model for integrating Geographic Information Systems into existing Marketing Information Systems for effective marketing research. Kotni (2012) made the internal mechanism of marketing information system, identifying the opportunities with implementing marketing information system in organization, made marketing decision support systems offering recommendations to effective implementation of marketing information system. Hosami et al. (2012) made information for manager gathering in different way and provide it from formal and informal channels, for the organization senior managers and then the structure of article is like that, first presented the introduction then IT's role in marketing and other marketing information system. Nedeva (2004) made analysis the information systems used in the marketing business activities of the studied companies from 25 marketing information systems. The results were obtained and a concept for the building of a marketing information system of an integrated kind was proposed. Queiroz et al. (2014) analyzed the benefits of the marketing information system in companies that operate in the retail business. Freihat (2012) made the relationship between the major components of marketing information system, and the decision making in Jordanian shareholding medicines production companies. There result is a statistically significant relation between internal records, marketing research, marketing intelligence and decision-making.

3. Research Method

The study began with preliminary research, problem identification, literature review, the purpose of research, data collection, data processing, marketing analysis, systems development and then conclusions.

Marketing analysis is conducted by:

1. STP (Segmentation, Targeting, Positioning)
2. 4 P (Product, Price, Promotion, Physical Distribution)
3. IE Matrix, SWOT (Strength, Weakness, Opportunity, Threat) Analysis

Systems development method and construction of marketing information system is using waterfall strategy sequential (Whitten, 2010) with the following stage:

1. System Initiation
2. System Analysis
3. System Design
4. System Implementation

Research activity stages are stipulated into a research framework covering of marketing analysis and system development method. Below is the picture of research framework.

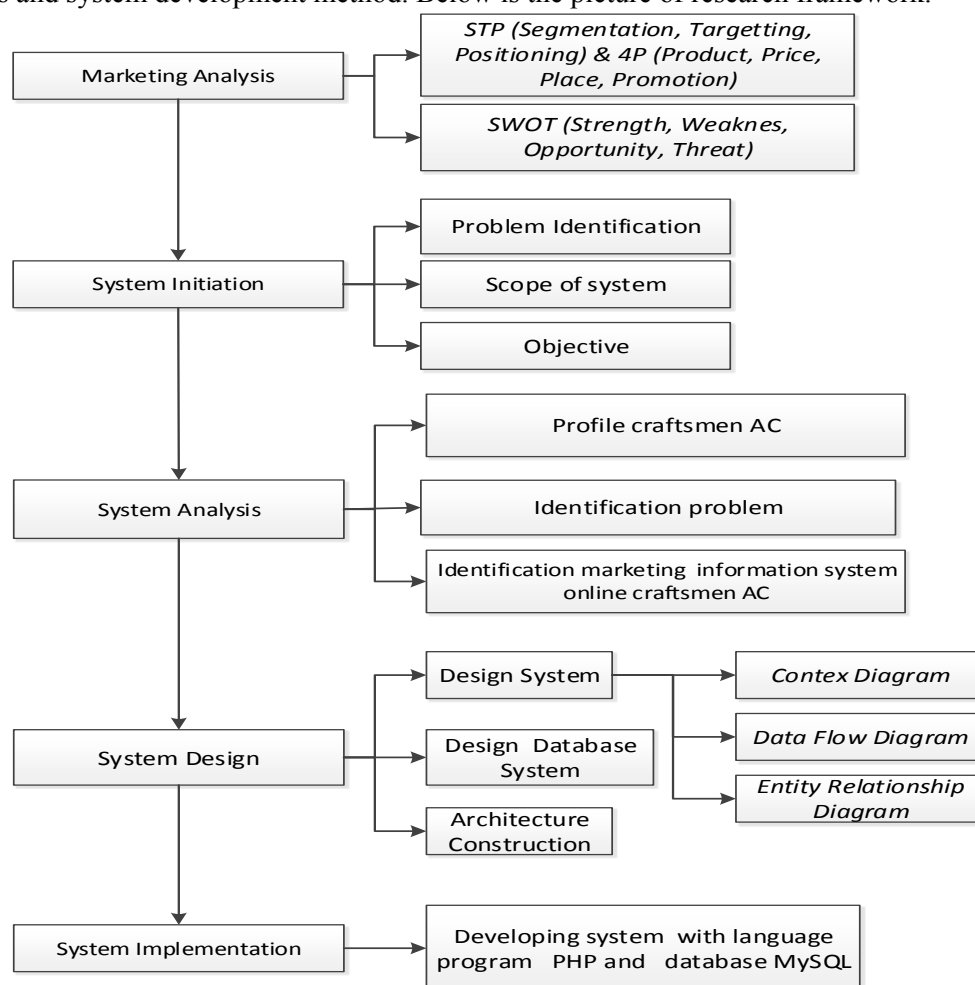


Figure 1. Research Framework

4. RESULT

4.1. Profile Craftsmen AC

Craftsmen AC is one of the craftsmen that focus on the creative industries. Handicraft craftsmen pioneering efforts ranging from the year 2012. At first craftsmen producing items such as brooches handicrafts, embroidered fabrics and various accessories such as necklaces and bracelets woman.

4.2. Marketing Analysis Using Marketing Mix STP & 4P

Marketing strategies need to be done as resources craftsmen compete with other. In conducting its business, one of the most important is how the business owner determine the direction or marketing strategy, because planning a marketing strategy and it will spearhead a major determinant of the success or failure of efforts craftsmen.

Marketing Mix is the important variables that will determine the marketing concept of business marketing strategies or business. The marketing mix consists of 4P yaitu Product, Place, Price dan Promotion. This is the segmentation, targeting, and positioning Craftsman AC effort.

- Segmenting: In the business segment, AC craftsmen set age group from teenagers to adults. The expected life span is about 13 years old to 35 years old. For terms of gender, products craftsmen AC skewed to women.
- Targetting: craftsmen AC will converge to the target of an active student and female workers.
- Positioning: AC craftsmen put yourself as an entrepreneur crafts characterized by typical Indonesia.

4P analysis craftsmen AC are:

- Product: AC craftsmen put herself as an entrepreneur crafts characterized by Indonesia. AC craftsmen to create a product that has a typical Indonesian accent. As in the shoes of applying ethnic batik cloth and fabric Ulos and a variety of traditional fabrics as the ethnic shoe motif. Utilization of patchwork was also used to generate creative crafts beautiful brooch. Praying cloth generated is also a craft that can be produced by craftsmen to meet the customers' needs to have praying cloth cool. This is a result of the utilization of Japanese fabric soft and airy typical Indonesia.
- Price: For brooch product price is offered range from Rp.2.000 - 50,000, whereas for Ethnic Footwear products price is offered 100,000 s / d Rp.400.000 and for products praying cloth Japanese Fabrics price offered is Rp.225.000 s / d Rp.275.000.
- Physical Distribution: Currently ordering of goods can be made by contacting the craftsman or a private network with visits to various social media networks owned by craftsmen.
- Promotion: Campaign carried out by this time by way of social media networking Broadcasting Blackberry Messenger, and also to make up networking account. In addition, producers are also active in participating in many events fairs are often held by a particular institution.

4.3. Marketing Analysis and SWOT Analysis is on AC Craftsmen

In order for craftsmen to compete with other, they need to manage their business carefully to maintain the member. The strategy require good business management and therefore the marketing analysis are done to generate the strategy for craftsmen.

4.4. SWOT Matrix AC Craftsmen

The SWOT matrix evaluates the craftsmen AC overall Strength (S), Weakness (W), Opportunity (O), and Threat (T). Strength defines any positive situation factor that help craftsmen to achieve their objectives. Weakness defines negative situational factor and limitation that interfere craftsmen business performance. Opportunity are any external factor that help craftsmen to increase their business performance. And Threat are any external factor that may prevent the craftsmen to achieve their objective.

The craftsmen should evaluate their strength and weakness to determine which opportunity can be best match to apply on their business environment. While evaluating their business environment the craftsmen should aware and minimizing their threat too.

The Strength and Weakness comes from within the craftsmen. Opportunity and Threat comes from their business environment. The internal and external factor is listed and evaluated using Internal Factor Evaluation and External Factor Evaluation. On this framework, the internal and external factor already listed and given rank based on analysis with their importance to business

performance. And total weighted score are generated from addition of overall weighted factor. Rank range from 1.0 – 4.0.

Below are described the internal factor evaluation on the AC.

Table 1. Internal Factor Evaluation

Internal Factor	Weight	Rank	Weight x Rank
Strength			
1. Have strong Indonesian unique	0,3	3	0,9
2. Affordable price	0,2	4	8
Weakness			
1. Long production time	0,25	2	0,5
2. Too many lost sales	0,25	2	0,5
Total	1		2,75

The table shown that the craftsmen have 2 Strength and 2 Weakness. The strength are coming from the authentic product of AC and also the price that offered by craftsmen. Another advantage from the craftsmen are about the system information being made. The weakness gathered from production time of craftsmen and the limitation of resource own by craftsmen. The long-time of production time makes craftsmen to extremely careful to inform the customer about the delay. And resource limitation make craftsmen to adapt the process. The table above shown the craftsmen got a total weighted score of 2,75.

The next table shown the craftsmen external factor evaluation:

Table 2. External Factor Evaluation

External Factor	Weight	Rank	Weight x Rank
Opportunity			
1. Join Bazar Event	0,2	3	0,6
2. An increasing interest of Indonesian people to handicraft	0,2	3	0,6
3. Many people using internet and internet mobile	0,2	3	0,6
Threat			
1. Easy to imitate			
2. Many competitor have sprung up	0,2	2	0,4
	0,2	2	0,4
Total	2,6		

From the table above the craftsmen have a total weighted score of 2.6. There is 3 opportunity of craftsmen which is the craftsmen have the network of community handicraft. The community are a good place to share the experience and give a good understanding about the business environment. Another opportunity owned by craftsmen is about the customer behaviour that show an increasing interest to handicraft product. Beside opportunity own by craftsmen, next thing to discuss are about the threat that come business environment. It means any other craftsmen that have similar product like AC would be a threat to market.

Table 3. Internal External Matrix

	High (3.0-4.0)	Average (2.0-2.99)	Weak (1.0-1.99)
IFE			
EFE			
High (3.0-4.0)	I	II	III
Average (2.0-2.99)	IV	V AC	VI
Weak (1.0-1.99)	VII	VIII	IX

After the internal and external factor being evaluated, it can be seen from the internal and external matrix to define what position is the craftsmen now the score are inherited from the total score gain. The graphics shown that AC belong in cell number 5 which mean it is being growth. From the cell describe a strategy to conduct can be chosen. After finish internal and external evaluation, the SWOT analysis can be formulated. The TOWS matrix can be seen in table 4.

Table 4. TOWS Matrix

IFE	Strength : 1. Have strong Indonesian unique 2. Affordable Price	Weakness : 1. Long production time 2. Too many lost sales
EFE		
Opportunity : 1. Join bazaar event 2. An increasing interest of Indonesian people to handicraft 3. Many people using internet and internet mobile.	Strategy SO 1. Launch a new authentic product 2. Offer special prize only on bazaar 3. Make marketing information system	Strategy WO 1. Open Pre-Order facility 2. Offer an overtime and bonus for worker
Threat : 1. Easy to imitate 2. Many competitors have sprung up	Strategy ST 1. Intensively advertise the product using internet 2. Special price for loyal customer	Strategy WT 1. Cooperate with other craftsmen 2. Register a license for product.

In order to maximize the strength and opportunity we can do something like making a new product of authentic traditional Indonesia. With a new variety and authentic product the customer would have a freedom to choose about the product. And also the craftsmen can promoted their

product with the special discounted product only on Craftsmen Bazaar. So the customer would come to visit their stand in any bazaar held.

In order to minimize their weakness and maximize opportunity the craftsmen have an option to open a new Pre-Order system. With this the craftsmen can gathered the customer first and manage their time allowance for production so the customer won't be disappointed. Next option are to giving the worker an overtime allowance for getting the scheduled right on time.

Next strategy are come from maximizing the strength and minimizing threat. First, the craftsmen can doing an intensive marketing promotion an intensive advertisement about their authentic product. Next are doing a discounted product for a second time of buying to keep the loyal customer coming.

And the last are from minimizing weakness and threat, the craftsmen should making a new cooperation with the other craftsmen to producing the product. So the craftsmen would never behind ordered schedule. And also the craftsmen should registered their popular product right license to prevent any spoilage that come from similar craftsmen.

4.5. System Design

On this stage, design started from drawing context diagram and then DFD (Data Flow Diagram) and ERD (Entity Relationship Diagram). Design process continue to develop a database from Physical Data Model which is inherited from ERD. First we should develop context diagram for craftsmen AC.

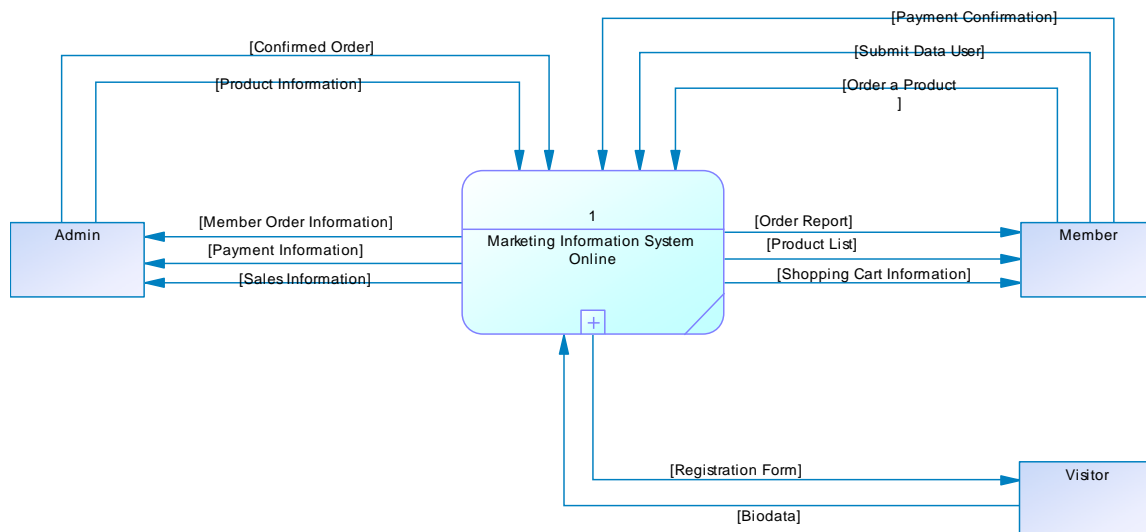


Figure 2. Context Diagram

From the graphic show we can understand marketing information system online have 3 external entity. First are Admin, on this entity admin can confirmed the order received and manage the product shown on system. Admin would like to check the payment information and sales information which is recorded by system. Second entity are member in which they can order a product, submit a data user and confirm a payment. Member receive an information from system about the product, shopping cart information and order report. Last entity are the visitor, visitor were best describe as potential customer. They surfing the internet to browsing their need and arrive on this system. They can browse the product and information about AC. The only differentiation made for visitor is they can not order a product. To order a product a visitor must register to the system and submit a subscription form.

In the next step we develop a DFD to shown us main process that compose overall system.

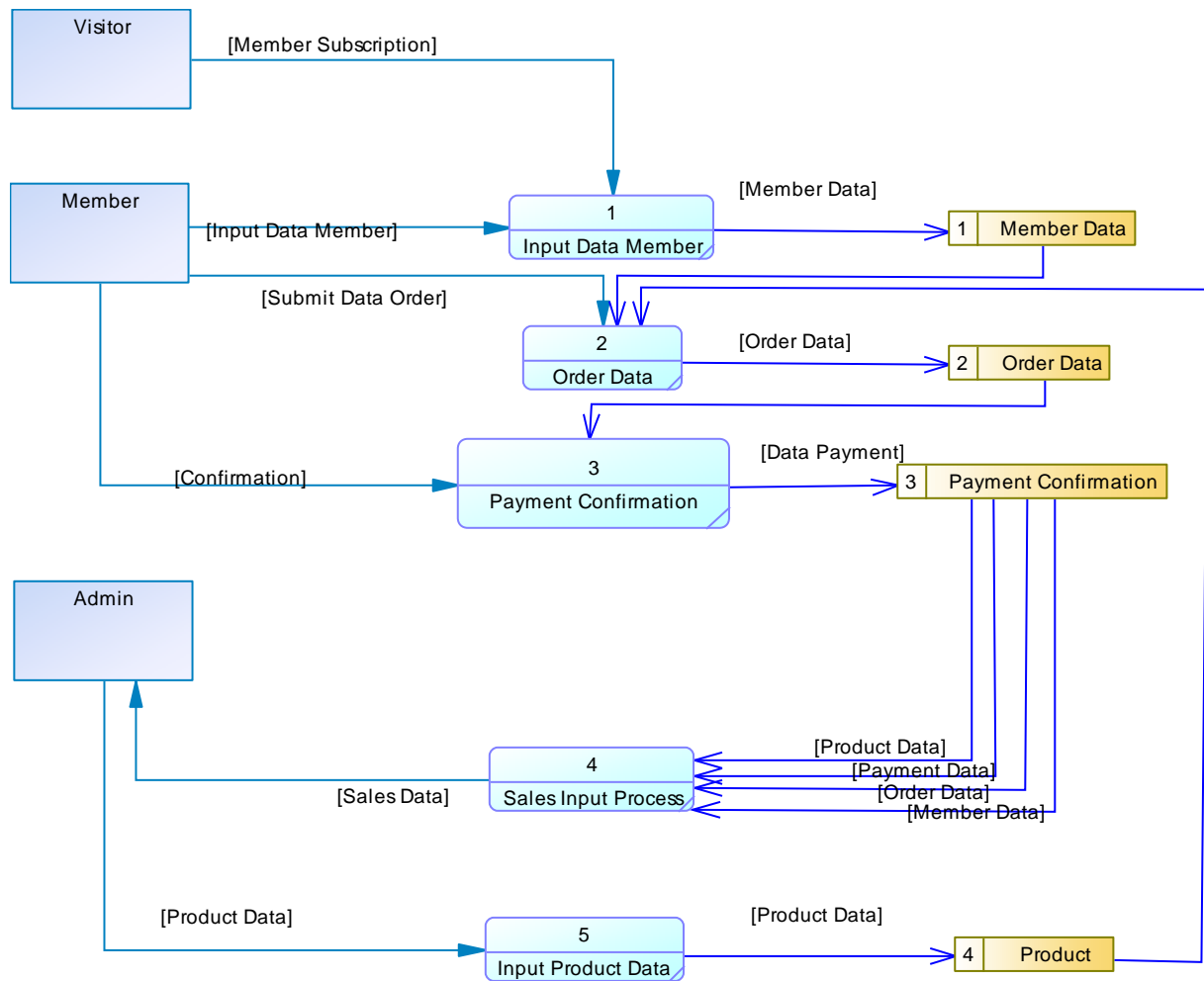


Figure 3. Data Flow Diagram

Based on the graphics above, the DFD giving a full detailed process from what we see on context diagram. There are 5 main process in this system. The process are input data member, order data, payment confirmation, sales input process, and input product data. Input data member process define the process of new subscription member to submit the form. Order data process record the information of order being made. Such as information amount of product order and the shipping address. Payment confirmation triggered by member who already transfer their payment via bank. After transfer the payment, customer must confirm it in system. Next are sales input process which is a process that produce a report of sales for admin. Last process are input product data which is triggered by admin to manage their shown product.

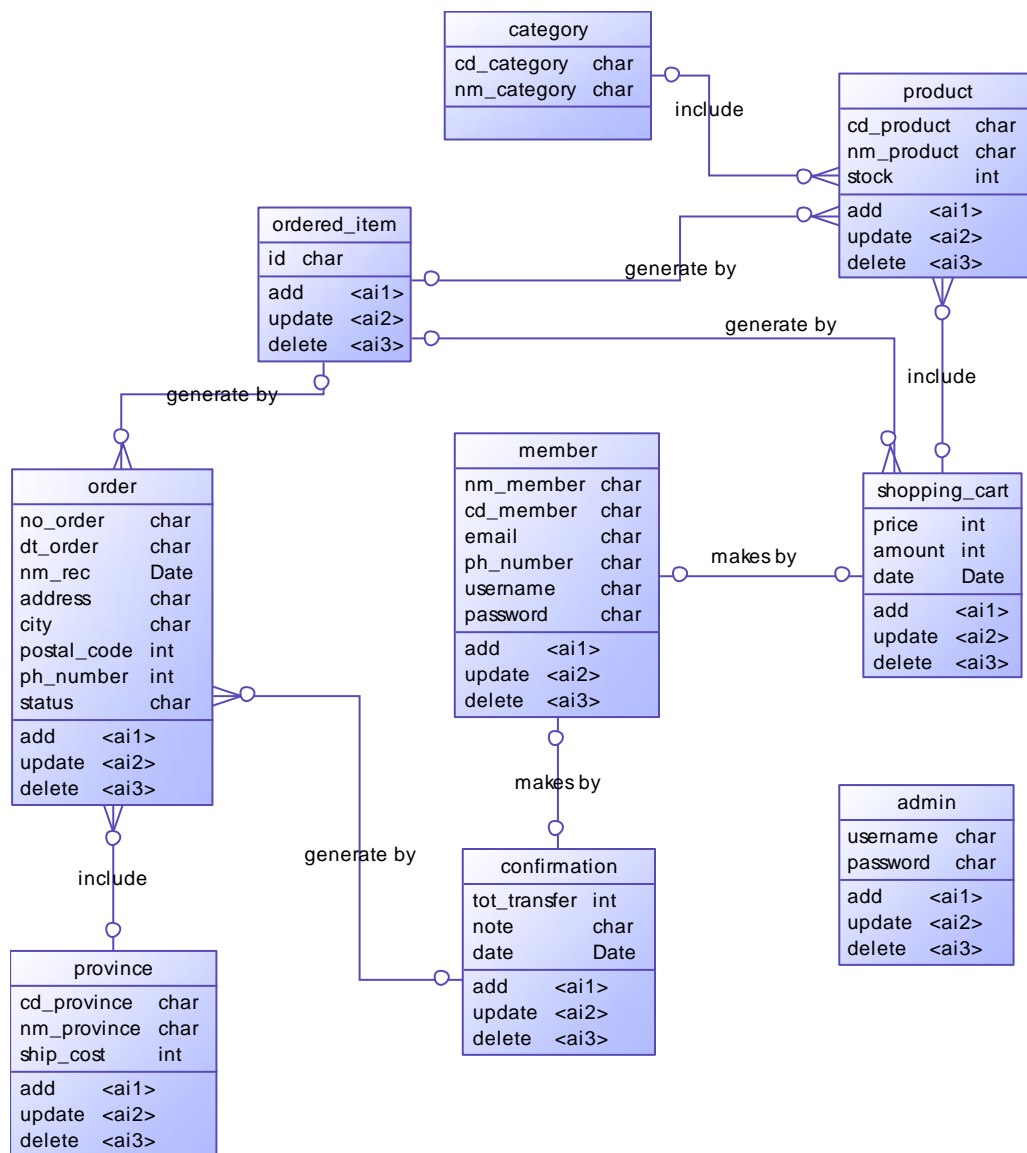


Figure 4. Entity Relationship Diagram

ERD is a group of entity that picture the system requirement and later for database construction. AC have at least 9 entity, the central entity are order entity which is have many relation with other entity.

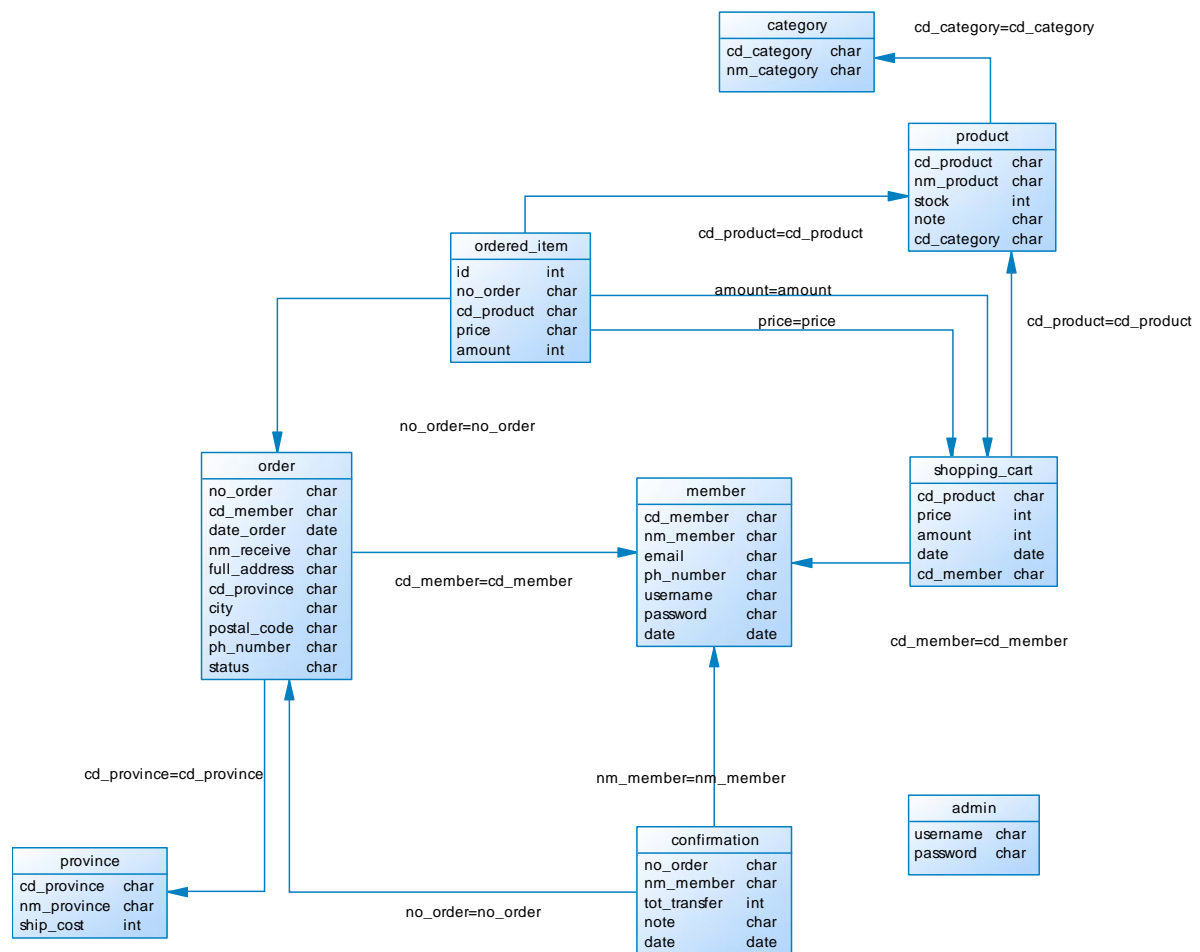


Figure 5. Physical Data Model

After an ERD for craftsmen are made, a Physical Data Model are developed based on ERD. On craftsmen AC, the PDM been made by 9 table that defines the system need.

4.6. System Output

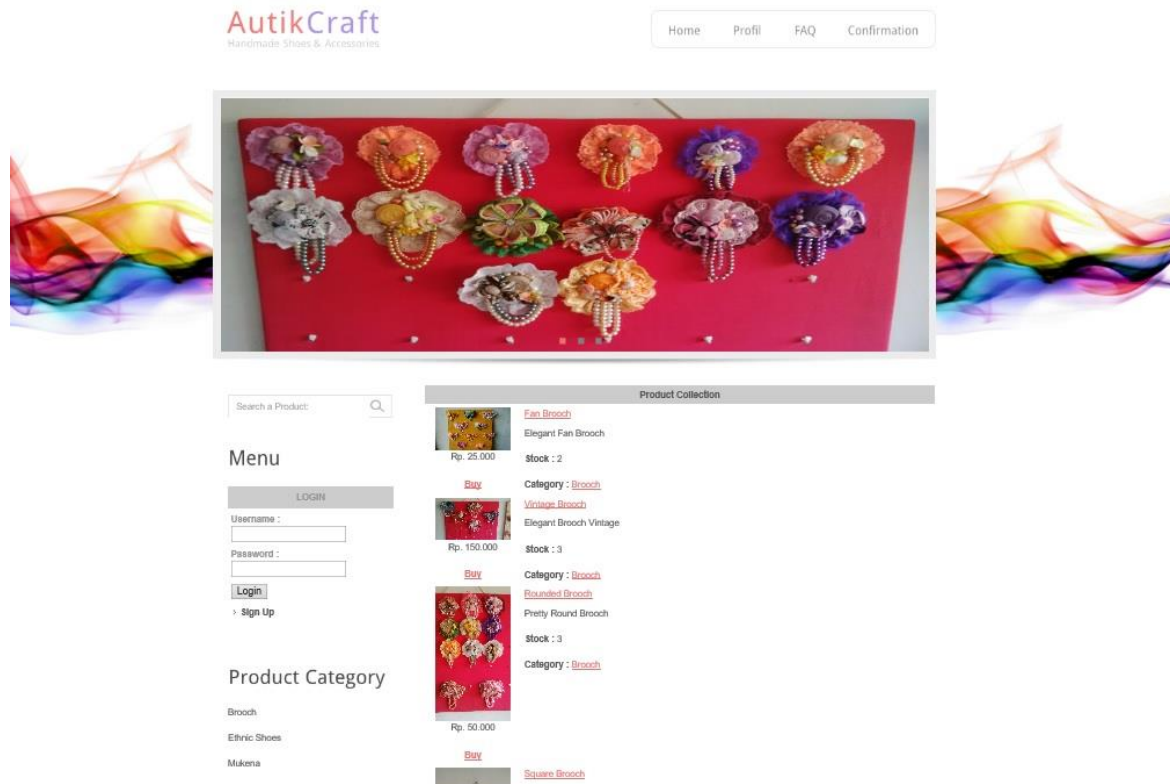


Figure 6. Main Menu

The picture above describe the system main menu. This page include the sign in option on the left column and a list of product offered on the main page. There are product collection, stock and category. This page are accessible for anybody who visit the web.

5. CONCLUSION

1. The products produced by craftsmen AC has a typical archipelago with price range starting from Rp. 2.000 s/d Rp. 400.000. The results of matrix Internal External produces output that artisans are in a position that is emerging in cell 5. With the results of the Internal Factor Analysis Summary of 2 and External Factor Analysis Summary results of 2.5.
2. It is required strategies to develop craftsmen. The selected option strategies are horizontally integrated strategy by creating better innovative products, and by pursuing new target consumer and to look for new geographical place. SWOT analysis is then performed to produce SO strategy to bring new products distinctively traditional Indonesian and presenting a special price on the bazaar. Then open the facility to WO strategy Pre - Order for prospective customers and give bonuses or overtime pay to workers. ST strategies to promote intensively highlight the characteristic products of craftsmen and do discounts for the purchase of a second. WT strategy to cooperate subcontract with other craftsmen and registering copyrights for superior product, design of marketing information systems online web based so that craftsmen can be accessed from remote locations.
3. Buy and sell activity documentation transaction has been computerized with the help of online marketing information system which enables craftsmen to manage practically, able to provide the information needed supplies quickly and accurately so that facilitate the search and retrieval

of information required by users. The information of customers or potential customers will be able to see more of the information that has been provided by craftsmen in the website then efficiency is also obtained from the documentation that is integrated by the proposed information system. This system will help a broader marketing and can also be accessed at any time in accordance with the wishes of the customer.

Acknowledgments

Authors thank to Research Grants from Directorate General of Research of Technology and Higher Education Indonesia for funding this research.

References

- [1] Abeka, Silvan O. 2012. *User Satisfaction and Acceptance of Web Based Marketing Information System among Microfinance Institutions in Nairobi Region, Kenya*. International Journal of Academic Research in Business and Social Sciences, Vol. **2**, No. 9 ISSN: 2222-6990.
- [2] Gupta, Anjali. Calfas, Karen J. Marshall, Simon J. Robinsong, Thomas N. Rock, Cheryl L. Huang, Jeannie S. Epstein-Corbin, Melanie. Servetas, Christina. Donohue b, Michael C. Norman, Gregory J. Raab, Fredric. Merchant a, Gina. Fowler, James H. Griswold, William G. Fogg h, B.J. Patrick, Kevin. 2015. *Clinical trial management of participant recruitment, enrollment, engagement, and retention in the SMART study using a Marketing and Information Technology (MARKIT) model*. Contemporary Clinical Trials **42**.185–195.
- [3] Hanif, Muhammad Imran. Yunfei, Shao. Xiu-Yin, Bai. Hanif, Muhammad Shahzad. 2013. *The Efficiency of Innovative Marketing Information System: An Empirical Study of Tourism Industry of Pakistan*. International Review of Management and Business Research. Vol. **2** Issue.4.
- [4] Hosami, Farshad. Tahvildari,Kaveh. Moradi,Mehrdad. Taheri, Ahmadreza. Nasab, Alireza Hosseini. Jan, Nader Khodadadi Lazar. 2013. *Marketing Information System in Organizational Processes*. Interdisciplinary Journal Of Contemporary Research In Business Copy Right. Institute of Interdisciplinary Business Research. Vol **4**, No 11.
- [5] Kester, A. Quist–Aphetsi. Koudjo M, Koumadi. Quaynor, Nii.Narku. 2012. *An Integrated Geographic Information Sys-Tem And Marketing Information System Model*. International Journal of Advanced Technology & Engineering Research (IJATER). Volume **2**, Issue 6.
- [6] Kotler, Philip. Armstrong, Gary. 2012. *Principles of Marketing 14th Edition*. New Jersey:Prentice Hall.
- [7] Potgieter,Marius. Jager, Johan W de. Heerden, Neels H van. 2013. *An innovative marketing information system: a management tool for South African tour operators*. 9th International Strategic Management Conference. Procedia - Social and Behavioral Sciences **99** p.733 – 741
- [8] David, Fred R. 2007. *Strategic Management.Concept and Cases*. New Jersey: Pearson International Edition.
- [9] Freihat, Sultan Mohammad Said . 2012. *The Role Of Marketing Information System In Marketing Decision-Making In Jordanian Shareholding Medicines Production Companies*. IJRRAS Vol **11** Issue 2.
- [10]Kotni, V.V. Devi Prasad. 2011. A Study on Internal Mechanism of Marketing Information Systems. IJCST Vol. **2**, Issue 3.
- [11]Nedeva, Veselina Ivanova. 2004. *Concept Of An Integrated Marketing Information System*. Trakia Journal of Sciences, Vol. **2**, No. 4, pp 17-21.
- [12]Queiroz, Josimeire Pessoa de. Oliveira, Braulio. 2014. Benefits Of The Marketing Information System In The Clothing Retail Business. JISTEM - Journal of Information Systems and Technology Management *Revista de Gestão da Tecnologia e Sistemas de Informação*. Vol. **11**, No. 1, pp. 153-168

- [13] Turk, Tarik. Kitapci, Olgun I. Dortyol, Taylan. 2014. *The Usage of Geographical Information Systems (GIS) in the Marketing Decision Making Process: A Case Study for Determining Supermarket Locations*. ICSIM. Procedia - Social and Behavioral Sciences **148** p. 227 – 235.
- [14] Whitten, Jeffery L. Bentley, Lonnie D. Dittman, Kevin C. 2010. *Metode Desain dan Analisis Sistem*. Yogyakarta: Tim Penerjemah ANDI.

Certificate of Recognition

This certificate is proudly awarded to

RINA FITRIANA

for the Paper

**Marketing Information System Online Design for Craftsmen
Small Medium Enterprises (Case Study : Ac)**

Presented in

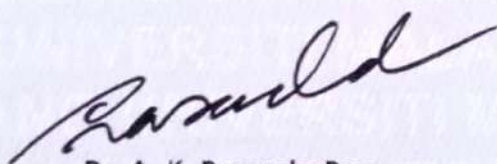
2nd International Manufacturing Engineering Conference (iMEC2015)

&

3rd Asia-Pacific Conference on Manufacturing Systems (APCOMS 2015)

12th – 14th November 2015


Kuala Lumpur, Malaysia



Dr. A. K. Prasada Rao

Chairman

2nd International Manufacturing
Engineering Conference (iMEC 2015)



Professor. Dr. Abdul Hakim Halim

Chairman

3rd Asia-Pacific Conference on
Manufacturing Systems
(APCOMS 2015)



Wawan Kurniawan FTI

Marketing information system online design for craftsmen

 Teknik Industri

Document Details

Submission ID

trn:oid:::3618:127207719

Submission Date

Jan 30, 2026, 8:12 PM GMT+7

Download Date

Jan 30, 2026, 8:46 PM GMT+7

File Name

Marketing information system online design for craftsmen.pdf

File Size

1.3 MB

13 Pages

4,698 Words

25,692 Characters

9% Overall Similarity

The combined total of all matches, including overlapping sources, for each database.





Filtered from the Report

- Bibliography
- Quoted Text
- Small Matches (less than 10 words)




Exclusions

- 70 Excluded Sources
- 9 Excluded Matches

Match Groups

-  **8 Not Cited or Quoted 3%**
Matches with neither in-text citation nor quotation marks
-  **11 Missing Quotations 6%**
Matches that are still very similar to source material
-  **0 Missing Citation 0%**
Matches that have quotation marks, but no in-text citation
-  **0 Cited and Quoted 0%**
Matches with in-text citation present, but no quotation marks

Top Sources

- 8%  Internet sources
- 3%  Publications
- 8%  Submitted works (Student Papers)

Integrity Flags

0 Integrity Flags for Review

Our system's algorithms look deeply at a document for any inconsistencies that would set it apart from a normal submission. If we notice something strange, we flag it for you to review.

A Flag is not necessarily an indicator of a problem. However, we'd recommend you focus your attention there for further review.

Match Groups

- 8 Not Cited or Quoted** 3%
Matches with neither in-text citation nor quotation marks
- 11 Missing Quotations** 6%
Matches that are still very similar to source material
- 0 Missing Citation** 0%
Matches that have quotation marks, but no in-text citation
- 0 Cited and Quoted** 0%
Matches with in-text citation present, but no quotation marks

Top Sources

- 8% Internet sources
- 3% Publications
- 8% Submitted works (Student Papers)

Top Sources

The sources with the highest number of matches within the submission. Overlapping sources will not be displayed.

1	Internet	docplayer.net	2%
2	Internet	docslib.org	<1%
3	Internet	tru.uni-sz.bg	<1%
4	Student papers	Glyndwr University on 2022-04-13	<1%
5	Student papers	UNITEC Institute of Technology on 2005-08-08	<1%
6	Internet	cyberleninka.org	<1%
7	Internet	es.scribd.com	<1%
8	Internet	html.pdfcookie.com	<1%
9	Student papers	North West University on 2021-11-25	<1%
10	Internet	www.revistas.usp.br	<1%

11	Student papers	UNITEC Institute of Technology on 2005-08-25	<1%
12	Student papers	Universitas Diponegoro on 2018-07-19	<1%
13	Internet	www.igi-global.com	<1%
14	Student papers	School of Business and Management ITB on 2020-07-02	<1%
15	Internet	journalrepository.org	<1%
16	Student papers	UNITEC Institute of Technology on 2007-08-19	<1%

Marketing information system online design for craftsmen small medium enterprises (case study: craftsmen ac)

Rina Fitriana¹, Wawan Kurniawan², Anung Barlianto³, Rizki Adriansyah Putra⁴

^{1,2,4} Industrial Engineering Department, Industrial Technology Faculty, Trisakti University

⁴Information Technology Department, Industrial Technology Faculty, Trisakti University

Email: rinauda@yahoo.com, wawan1121@yahoo.com, anung@trisakti.ac.id, rizky.adrian@hotmail.com

Abstract. AC is small and medium enterprises which is engaged in the field of crafts. This SME (Small Medium Enterprise) didn't have an integrated information system for managing sales. This research aims to design a marketing Information system online as applications that built as web base. The integrated system is made to manage sales and expand its market share. This study uses a structured analysis and design in its approach to build systems and also implemented a marketing framework of STP (Segmentation, Targeting, Positioning) and 4P (Price, Product, Place, Promotion) to obtain market analysis. The main market target customer craftsmen AC is women aged 13 years to 35 years. The products produced by AC are shoes, brooch, that are typical of the archipelago. The prices is range from Rp. 2000 until Rp. 400.000. Marketing information system online can be used as a sales transaction document, promoting the goods, and for customer booking products.

Key word: *Marketing Information System, STP (Segmentation, Targeting, Positioning), 4P (Price, Product, Place, Promotion), (SME) Small Medium Enterprises*

1. Introduction

Internet has become part of everyday society, people can easily find various kinds of information desired. Various services and internet services has also been made easy for someone to access mobile Internet. One of the use Internet services by the people of Indonesia is websites of buying and selling online. The technology has evolved rapidly bring new business opportunities, particularly for small and medium enterprises that have limited capital.

Craftsmen AC is one of the small and medium enterprises that produce shoes and accessories that come from a variety of patchwork and ribbon embroidery. Since it was established, craftsmen not have good marketing information system. Marketing through social media has not been effective due to the lack of facilities and human resources owned by craftsmen.

The formulation of the problem are craftsmen AC didn't have an integrated information system for managing sales. Marketing strategy needs to be evaluated in support of broader marketing activities.

The purpose of this research is:

1. Marketing analysis with a framework STP (Segmentation, Targeting, Positioning) and 4 (Price, Product, Place, Promotion) to obtain market information.
2. Make marketing strategies for AC craftsmen.
3. Build a marketing information system online help craftsmen to manage the process of buying and selling the creation integrated marketing information systems to help entrepreneurs AC in marketing, ordering document and making sales transaction data.



2. Literature review

Marketing according to Kotler & Armstrong (2012) is the process of social management and in which an individual and organization to get what they want to create and exchange value and get owned by other parties. The marketing strategy is a concept that is intended to build a good customer value and gain a mutually beneficial relationship to consumers. A company will determine the intended consumer (segmentation and targeting) and how to put the company on the consumer (Positioning). Marketing mix is a collection of tactical marketing tools that are used to generate the target market response as expected. Marketing mix can be done in any way that could boost the number of requests in its products. The ways to do is concluded into 4 P (Product, Price, Place, Promotion) (Kotler & Armstrong, 2012). SWOT (Strength, Weakness, Opportunity, Thread) Matrix and IE (Internal External) Matrix is used to make grand strategy. (David, 2007)

System development process is a set of activities, methods, best practices, ready for delivery and automated equipment used by stakeholders to develop and maintain information systems and software (Whitten, 2010).

There are many research about marketing information system. Gupta et al. (2015) made the model from information technology, marketing, and clinical research into a single framework to maximize efforts for recruitment, enrollment, engagement, and retention of participants. Potgieter et al. (2013) made an innovative marketing information system as a management tool for South African tour operators. Turk et al. (2014) made GIS (Geographic Information System) that can play significant roles in both marketing planning and the decision making process. Abeka (2012) made a relationship between user satisfaction and acceptance of web based marketing information system (MKIs) among micro- finance institutions in Nairobi Region, Kenya. Hanif et al. (2013) explore the Innovative Marketing Information System in Tourism industry of Pakistan. Kester et al. (2012) made contribution to the body of knowledge in the area of the application of Geographic Information Systems technology solutions to businesses, by developing a model for integrating Geographic Information Systems into existing Marketing Information Systems for effective marketing research. Kotni (2012) made the internal mechanism of marketing information system, identifying the opportunities with implementing marketing information system in organization, made marketing decision support systems offering recommendations to effective implementation of marketing information system. Hosami et al. (2012) made information for manager gathering in different way and provide it from formal and informal channels, for the organization senior managers and then the structure of article is like that, first presented the introduction then IT's role in marketing and other marketing information system. Nedeva (2004) made analysis the information systems used in the marketing business activities of the studied companies from 25 marketing information systems. The results were obtained and a concept for the building of a marketing information system of an integrated kind was proposed. Queiroz et al. (2014) analyzed the benefits of the marketing information system in companies that operate in the retail business. Freihat (2012) made the relationship between the major components of marketing information system, and the decision making in Jordanian shareholding medicines production companies. There result is a statistically significant relation between internal records, marketing research, marketing intelligence and decision-making.

3. Research Method

The study began with preliminary research, problem identification, literature review, the purpose of research, data collection, data processing, marketing analysis, systems development and then conclusions.

Marketing analysis is conducted by:

1. STP (Segmentation, Targeting, Positioning)
2. 4 P (Product, Price, Promotion, Physical Distribution)
3. IE Matrix, SWOT (Strength, Weakness, Opportunity, Thread) Analysis

Systems development method and construction of marketing information system is using waterfall strategy sequential (Whitten, 2010) with the following stage:

1. System Initiation
2. System Analysis
3. System Design
4. System Implementation

Research activity stages are stipulated into a research framework covering of marketing analysis and system development method. Below is the picture of research framework.

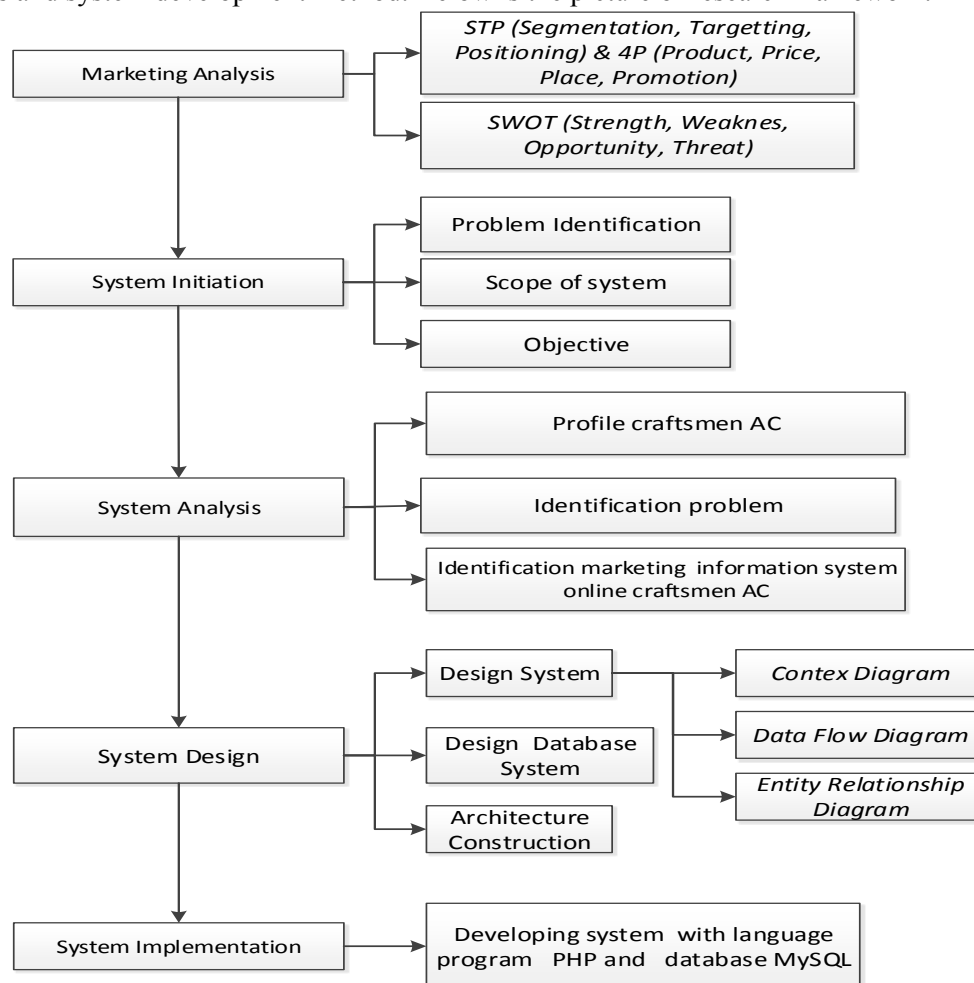


Figure 1. Research Framework

4. RESULT

4.1. Profile Craftsmen AC

Craftsmen AC is one of the craftsmen that focus on the creative industries. Handicraft craftsmen pioneering efforts ranging from the year 2012. At first craftsmen producing items such as brooches handicrafts, embroidered fabrics and various accessories such as necklaces and bracelets woman.

4.2. Marketing Analysis Using Marketing Mix STP & 4P

Marketing strategies need to be done as resources craftsmen compete with other. In conducting its business, one of the most important is how the business owner determine the direction or marketing strategy, because planning a marketing strategy and it will spearhead a major determinant of the success or failure of efforts craftsmen.

Marketing Mix is the important variables that will determine the marketing concept of business marketing strategies or business. The marketing mix consists of 4P yaitu Product, Place, Price dan Promotion. This is the segmentation, targeting, and positioning Craftsman AC effort.

- Segmenting: In the business segment, AC craftsmen set age group from teenagers to adults. The expected life span is about 13 years old to 35 years old. For terms of gender, products craftsmen AC skewed to women.
- Targetting: craftsmen AC will converge to the target of an active student and female workers.
- Positioning: AC craftsmen put yourself as an entrepreneur crafts characterized by typical Indonesia.

4P analysis craftsmen AC are:

- Product: AC craftsmen put herself as an entrepreneur crafts characterized by Indonesia. AC craftsmen to create a product that has a typical Indonesian accent. As in the shoes of applying ethnic batik cloth and fabric Ulos and a variety of traditional fabrics as the ethnic shoe motif. Utilization of patchwork was also used to generate creative crafts beautiful brooch. Praying cloth generated is also a craft that can be produced by craftsmen to meet the customers' needs to have praying cloth cool. This is a result of the utilization of Japanese fabric soft and airy typical Indonesia.
- Price: For brooch product price is offered range from Rp.2.000 - 50,000, whereas for Ethnic Footwear products price is offered 100,000 s / d Rp.400.000 and for products praying cloth Japanese Fabrics price offered is Rp.225.000 s / d Rp.275.000.
- Physical Distribution: Currently ordering of goods can be made by contacting the craftsman or a private network with visits to various social media networks owned by craftsmen.
- Promotion: Campaign carried out by this time by way of social media networking Broadcasting Blackberry Messenger, and also to make up networking account. In addition, producers are also active in participating in many events fairs are often held by a particular institution.

4.3. Marketing Analysis and SWOT Analysis is on AC Craftsmen

In order for craftsmen to compete with other, they need to manage their business carefully to maintain the member. The strategy require good business management and therefore the marketing analysis are done to generate the strategy for craftsmen.

4.4. SWOT Matrix AC Craftsmen

The SWOT matrix evaluates the craftsmen AC overall Strength (S), Weakness (W), Opportunity (O), and Threat (T). Strength defines any positive situation factor that help craftsmen to achieve their objectives. Weakness defines negative situational factor and limitation that interfere craftsmen business performance. Opportunity are any external factor that help craftsmen to increase their business performance. And Threat are any external factor that may prevent the craftsmen to achieve their objective.

The craftsmen should evaluate their strength and weakness to determine which opportunity can be best match to apply on their business environment. While evaluating their business environment the craftsmen should aware and minimizing their threat too.

The Strength and Weakness comes from within the craftsmen. Opportunity and Threat comes from their business environment. The internal and external factor is listed and evaluated using Internal Factor Evaluation and External Factor Evaluation. On this framework, the internal and external factor already listed and given rank based on analysis with their importance to business

performance. And total weighted score are generated from addition of overall weighted factor. Rank range from 1.0 – 4.0.

Below are described the internal factor evaluation on the AC.

Table 1. Internal Factor Evaluation

Internal Factor	Weight	Rank	Weight x Rank
Strength			
1. Have strong Indonesian unique	0,3	3	0,9
2. Affordable price	0,2	4	8
Weakness			
1. Long production time	0,25	2	0,5
2. Too many lost sales	0,25	2	0,5
Total	1		2,75

The table shown that the craftsmen have 2 Strength and 2 Weakness. The strength are coming from the authentic product of AC and also the price that offered by craftsmen. Another advantage from the craftsmen are about the system information being made. The weakness gathered from production time of craftsmen and the limitation of resource own by craftsmen. The long-time of production time makes craftsmen to extremely careful to inform the customer about the delay. And resource limitation make craftsmen to adapt the process. The table above shown the craftsmen got a total weighted score of 2,75.

The next table shown the craftsmen external factor evaluation:

Table 2. External Factor Evaluation

External Factor	Weight	Rank	Weight x Rank
Opportunity			
1. Join Bazar Event	0,2	3	0,6
2. An increasing interest of Indonesian people to handicraft	0,2	3	0,6
3. Many people using internet and internet mobile	0,2	3	0,6
Threat			
1. Easy to imitate			
2. Many competitor have sprung up	0,2	2	0,4
	0,2	2	0,4
Total	2,6		

From the table above the craftsmen have a total weighted score of 2.6. There is 3 opportunity of craftsmen which is the craftsmen have the network of community handicraft. The community are a good place to share the experience and give a good understanding about the business environment. Another opportunity owned by craftsmen is about the customer behaviour that show an increasing interest to handicraft product. Beside opportunity own by craftsmen, next thing to discuss are about the threat that come business environment. It means any other craftsmen that have similar product like AC would be a threat to market.

Table 3. Internal External Matrix

	High (3.0-4.0)	Average (2.0-2.99)	Weak (1.0-1.99)
IFE			
EFE			
High (3.0-4.0)	I	II	III
Average (2.0-2.99)	IV	V AC	VI
Weak (1.0-1.99)	VII	VIII	IX

After the internal and external factor being evaluated, it can be seen from the internal and external matrix to define what position is the craftsmen now the score are inherited from the total score gain. The graphics shown that AC belong in cell number 5 which mean it is being growth. From the cell describe a strategy to conduct can be chosen. After finish internal and external evaluation, the SWOT analysis can be formulated. The TOWS matrix can be seen in table 4.

Table 4. TOWS Matrix

IFE	Strength : 1. Have strong Indonesian unique 2. Affordable Price	Weakness : 1. Long production time 2. Too many lost sales
EFE		
Opportunity : 1. Join bazaar event 2. An increasing interest of Indonesian people to handicraft 3. Many people using internet and internet mobile.	Strategy SO 1. Launch a new authentic product 2. Offer special prize only on bazaar 3. Make marketing information system	Strategy WO 1. Open Pre-Order facility 2. Offer an overtime and bonus for worker
Threat : 1. Easy to imitate 2. Many competitors have sprung up	Strategy ST 1. Intensively advertise the product using internet 2. Special price for loyal customer	Strategy WT 1. Cooperate with other craftsmen 2. Register a license for product.

In order to maximize the strength and opportunity we can do something like making a new product of authentic traditional Indonesia. With a new variety and authentic product the customer would have a freedom to choose about the product. And also the craftsmen can promoted their

product with the special discounted product only on Craftsmen Bazaar. So the customer would come to visit their stand in any bazaar held.

In order to minimize their weakness and maximize opportunity the craftsmen have an option to open a new Pre-Order system. With this the craftsmen can gathered the customer first and manage their time allowance for production so the customer won't be disappointed. Next option are to giving the worker an overtime allowance for getting the scheduled right on time.

Next strategy are come from maximizing the strength and minimizing threat. First, the craftsmen can doing an intensive marketing promotion an intensive advertisement about their authentic product. Next are doing a discounted product for a second time of buying to keep the loyal customer coming.

And the last are from minimizing weakness and threat, the craftsmen should making a new cooperation with the other craftsmen to producing the product. So the craftsmen would never behind ordered schedule. And also the craftsmen should registered their popular product right license to prevent any spoilage that come from similar craftsmen.

4.5. System Design

On this stage, design started from drawing context diagram and then DFD (Data Flow Diagram) and ERD (Entity Relationship Diagram). Design process continue to develop a database from Physical Data Model which is inherited from ERD. First we should develop context diagram for craftsmen AC.

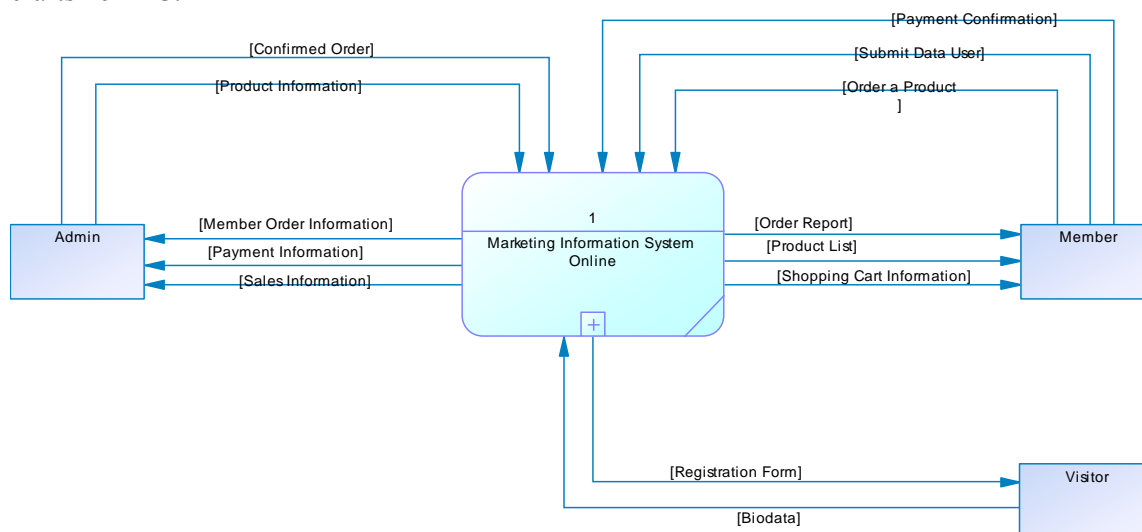


Figure 2. Context Diagram

From the graphic show we can understand marketing information system online have 3 external entity. First are Admin, on this entity admin can confirmed the order received and manage the product shown on system. Admin would like to check the payment information and sales information which is recorded by system. Second entity are member in which they can order a product, submit a data user and confirm a payment. Member receive an information from system about the product, shopping cart information and order report. Last entity are the visitor, visitor were best describe as potential customer. They surfing the internet to browsing their need and arrive on this system. They can browse the product and information about AC. The only differentiation made for visitor is they can not order a product. To order a product a visitor must register to the system and submit a subscription form.

In the next step we develop a DFD to shown us main process that compose overall system.

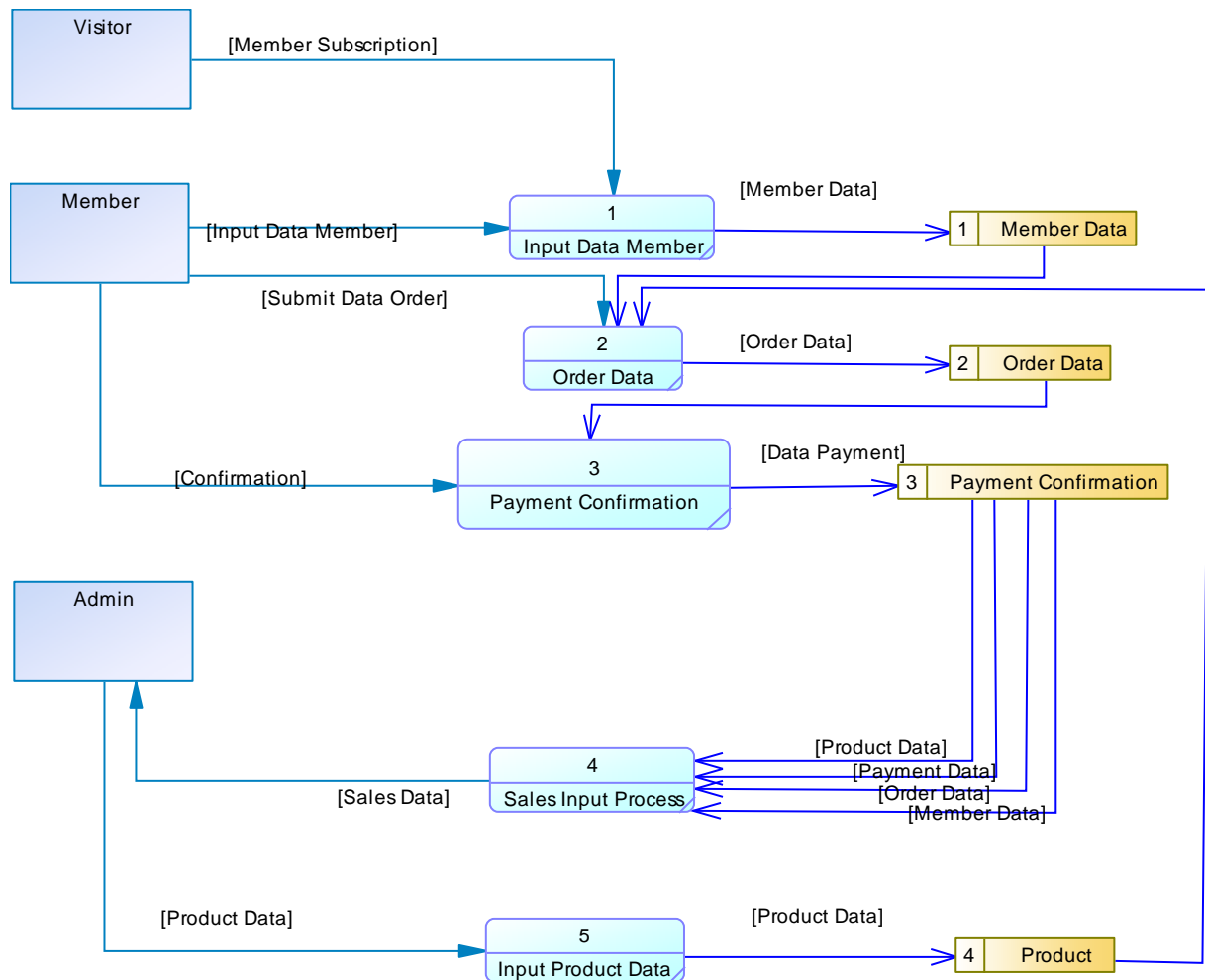


Figure 3. Data Flow Diagram

Based on the graphics above, the DFD giving a full detailed process from what we see on context diagram. There are 5 main process in this system. The process are input data member, order data, payment confirmation, sales input process, and input product data. Input data member process define the process of new subscription member to submit the form. Order data process record the information of order being made. Such as information amount of product order and the shipping address. Payment confirmation triggered by member who already transfer their payment via bank. After transfer the payment, customer must confirm it in system. Next are sales input process which is a process that produce a report of sales for admin. Last process are input product data which is triggered by admin to manage their shown product.

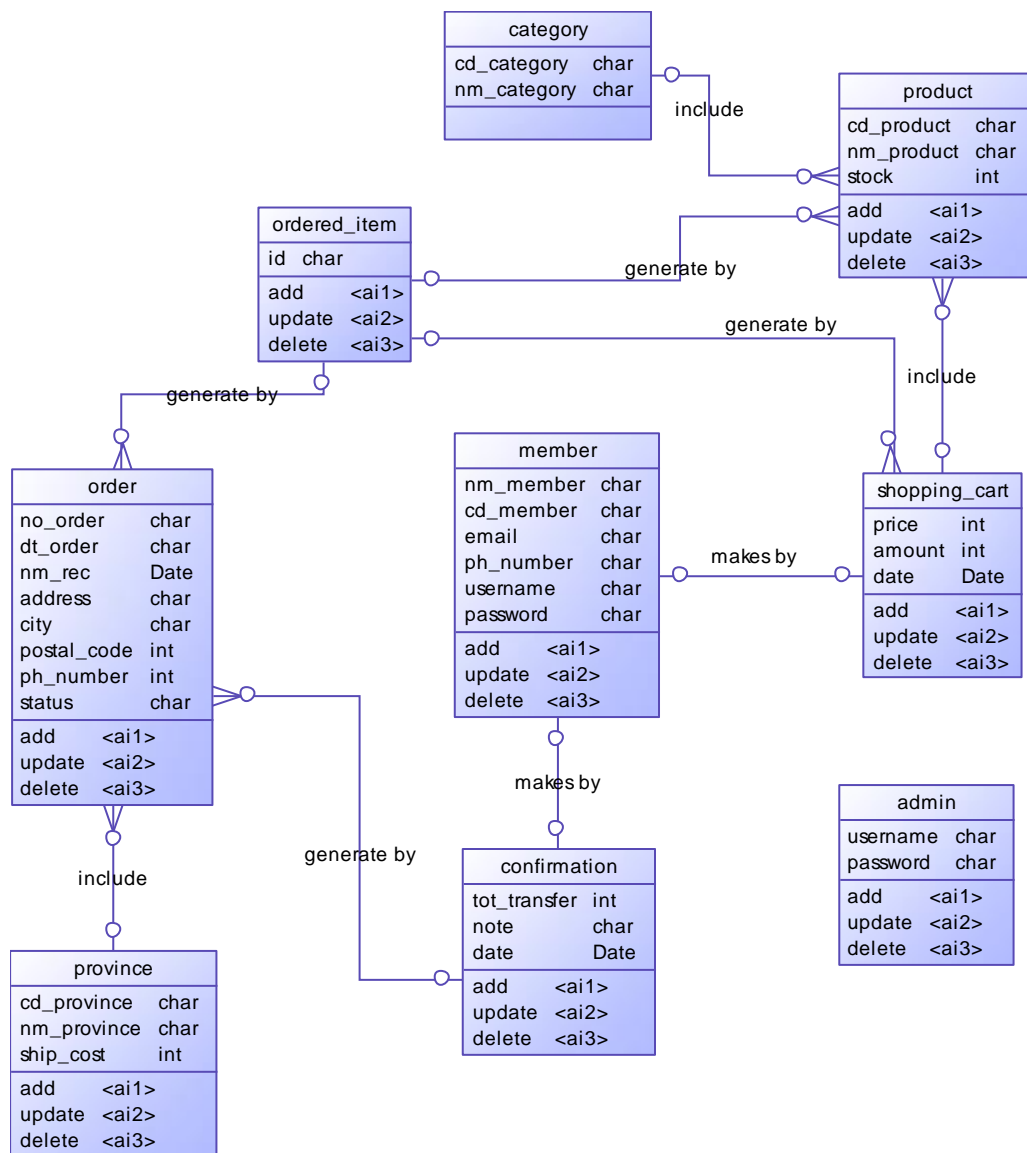


Figure 4. Entity Relationship Diagram

ERD is a group of entity that picture the system requirement and later for database construction. AC have at least 9 entity, the central entity are order entity which is have many relation with other entity.

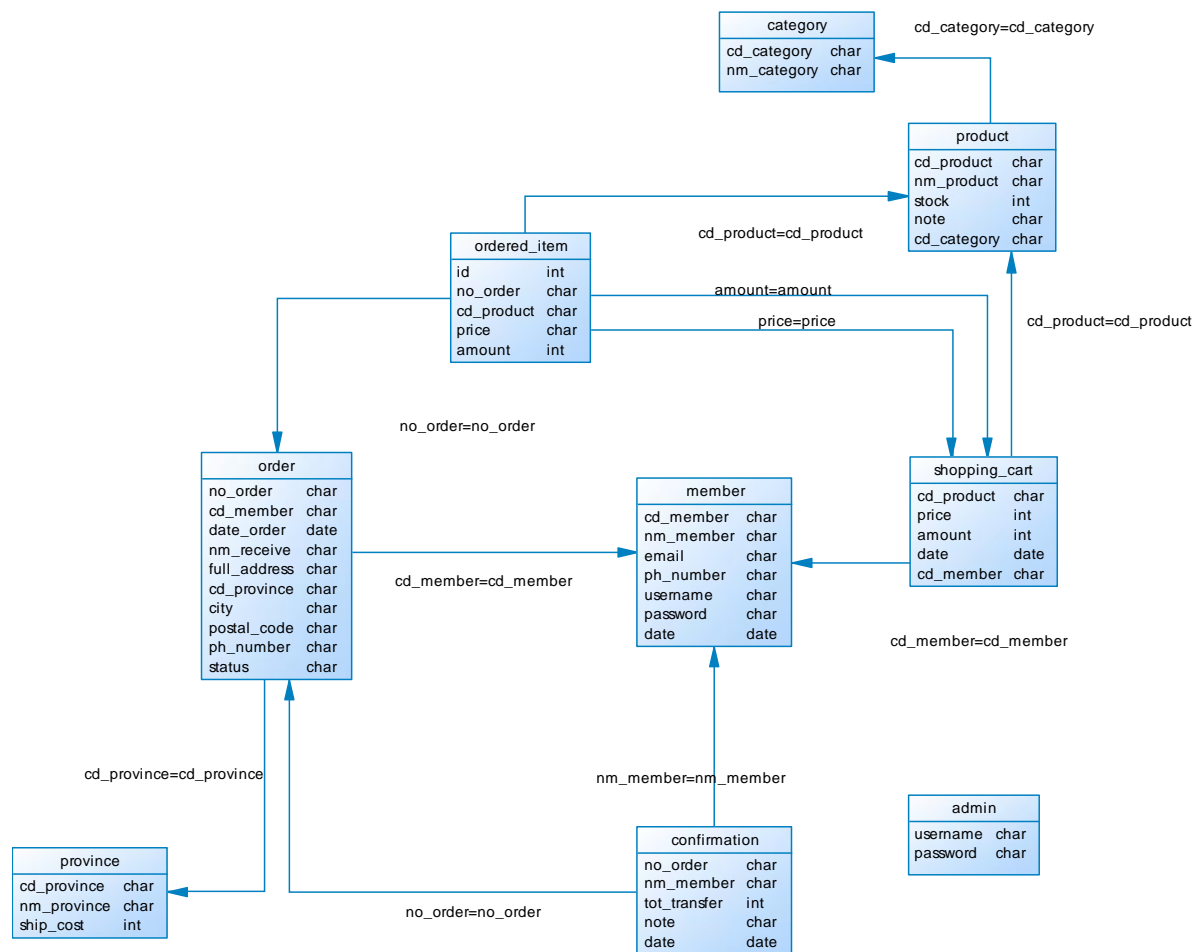


Figure 5. Physical Data Model

After an ERD for craftsmen are made, a Physical Data Model are developed based on ERD. On craftsmen AC, the PDM been made by 9 table that defines the system need.

4.6. System Output

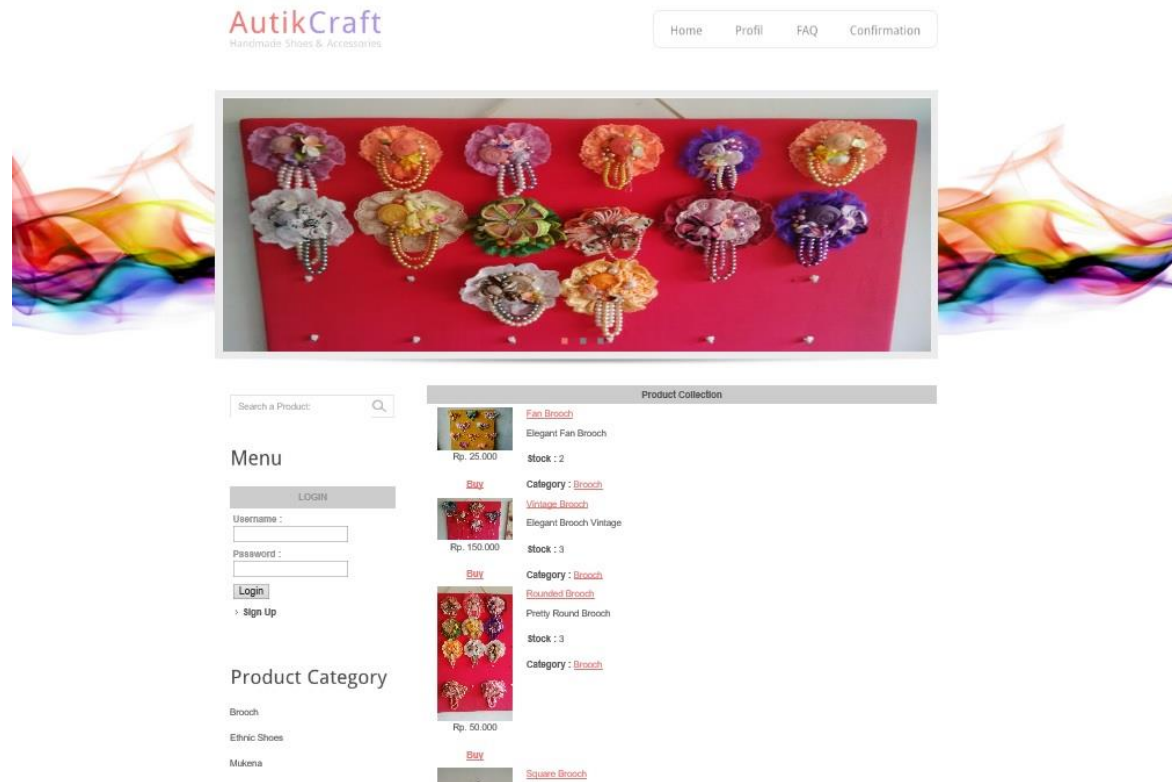


Figure 6. Main Menu

The picture above describe the system main menu. This page include the sign in option on the left column and a list of product offered on the main page. There are product collection, stock and category. This page are accessible for anybody who visit the web.

5. CONCLUSION

1. The products produced by craftsmen AC has a typical archipelago with price range starting from Rp. 2.000 s/d Rp. 400.000. The results of matrix Internal External produces output that artisans are in a position that is emerging in cell 5. With the results of the Internal Factor Analysis Summary of 2 and External Factor Analysis Summary results of 2.5.
2. It is required strategies to develop craftsmen. The selected option strategies are horizontally integrated strategy by creating better innovative products, and by pursuing new target consumer and to look for new geographical place. SWOT analysis is then performed to produce SO strategy to bring new products distinctively traditional Indonesian and presenting a special price on the bazaar. Then open the facility to WO strategy Pre - Order for prospective customers and give bonuses or overtime pay to workers. ST strategies to promote intensively highlight the characteristic products of craftsmen and do discounts for the purchase of a second. WT strategy to cooperate subcontract with other craftsmen and registering copyrights for superior product, design of marketing information systems online web based so that craftsmen can be accessed from remote locations.
3. Buy and sell activity documentation transaction has been computerized with the help of online marketing information system which enables craftsmen to manage practically, able to provide the information needed supplies quickly and accurately so that facilitate the search and retrieval

of information required by users. The information of customers or potential customers will be able to see more of the information that has been provided by craftsmen in the website then efficiency is also obtained from the documentation that is integrated by the proposed information system. This system will help a broader marketing and can also be accessed at any time in accordance with the wishes of the customer.

Acknowledgments

Authors thank to Research Grants from Directorate General of Research of Technology and Higher Education Indonesia for funding this research.

References

- [1] Abeka, Silvan O. 2012. *User Satisfaction and Acceptance of Web Based Marketing Information System among Microfinance Institutions in Nairobi Region, Kenya*. International Journal of Academic Research in Business and Social Sciences, Vol. **2**, No. 9 ISSN: 2222-6990.
- [2] Gupta, Anjali. Calfas, Karen J. Marshall, Simon J. Robinsong, Thomas N. Rock, Cheryl L. Huang, Jeannie S. Epstein-Corbin, Melanie. Servetas, Christina. Donohue b, Michael C. Norman, Gregory J. Raab, Fredric. Merchant a, Gina. Fowler, James H. Griswold, William G. Fogg h, B.J. Patrick, Kevin. 2015. *Clinical trial management of participant recruitment, enrollment, engagement, and retention in the SMART study using a Marketing and Information Technology (MARKIT) model*. Contemporary Clinical Trials **42**.185–195.
- [3] Hanif, Muhammad Imran. Yunfei, Shao. Xiu-Yin, Bai. Hanif, Muhammad Shahzad. 2013. *The Efficiency of Innovative Marketing Information System: An Empirical Study of Tourism Industry of Pakistan*. International Review of Management and Business Research. Vol. **2** Issue.4.
- [4] Hosami, Farshad. Tahvildari,Kaveh. Moradi,Mehrdad. Taheri, Ahmadreza. Nasab, Alireza Hosseini. Jan, Nader Khodadadi Lazar. 2013. *Marketing Information System in Organizational Processes*. Interdisciplinary Journal Of Contemporary Research In Business Copy Right. Institute of Interdisciplinary Business Research. Vol **4**, No 11.
- [5] Kester, A. Quist–Aphetsi. Koudjo M, Koumadi. Quaynor, Nii.Narku. 2012. *An Integrated Geographic Information Sys-Tem And Marketing Information System Model*. International Journal of Advanced Technology & Engineering Research (IJATER). Volume **2**, Issue 6.
- [6] Kotler, Philip. Armstrong, Gary. 2012. *Principles of Marketing 14th Edition*. New Jersey:Prentice Hall.
- [7] Potgieter,Marius. Jager, Johan W de. Heerden, Neels H van. 2013. *An innovative marketing information system: a management tool for South African tour operators*. 9th International Strategic Management Conference. Procedia - Social and Behavioral Sciences **99** p.733 – 741
- [8] David, Fred R. 2007. *Strategic Management.Concept and Cases*. New Jersey: Pearson International Edition.
- [9] Freihat, Sultan Mohammad Said . 2012. *The Role Of Marketing Information System In Marketing Decision-Making In Jordanian Shareholding Medicines Production Companies*. IJRRAS Vol **11** Issue 2.
- [10]Kotni, V.V. Devi Prasad. 2011. A Study on Internal Mechanism of Marketing Information Systems. IJCST Vol. **2**, Issue 3.
- [11]Nedeva, Veselina Ivanova. 2004. *Concept Of An Integrated Marketing Information System*. Trakia Journal of Sciences, Vol. **2**, No. 4, pp 17-21.
- [12]Queiroz, Josimeire Pessoa de. Oliveira, Braulio. 2014. Benefits Of The Marketing Information System In The Clothing Retail Business. JISTEM - Journal of Information Systems and Technology Management *Revista de Gestão da Tecnologia e Sistemas de Informação*. Vol. **11**, No. 1, pp. 153-168

- [13] Turk, Tarik. Kitapci, Olgun I. Dortyol, Taylan. 2014. *The Usage of Geographical Information Systems (GIS) in the Marketing Decision Making Process: A Case Study for Determining Supermarket Locations*. ICSIM. Procedia - Social and Behavioral Sciences **148** p. 227 – 235.
- [14] Whitten, Jeffery L. Bentley, Lonnie D. Dittman, Kevin C. 2010. *Metode Desain dan Analisis Sistem*. Yogyakarta: Tim Penerjemah ANDI.