


InHeNce INTERNATIONAL 2021 CONFERENCE

ON HEALTH, INSTRUMENTATION & MEASUREMENT, AND NATURAL SCIENCES

MEDAN, JULY 14-16TH 2021



Organized by :



Co-organized by :



Antibiofilm Activity of Parabiotic Reuterin on Acrylic Resin Plates

Armelia Sari Widyarman*
Microbiology Department Faculty of
Dentistry
Universitas Trisakti
Jakarta, Indonesia
armeliasari@trisakti.ac.id

Thalia Venessa Maukar
Undergraduate Student Faculty of
Dentistry
Universitas Trisakti
Jakarta, Indonesia
thaliavenessamaukar@gmail.com

Rosalina Tjandrawinata
Dental Material Department Faculty of
Dentistry
Universitas Trisakti
Jakarta, Indonesia
rosalina@trisakti.ac.id

Citra Fragrantia Theodora
Oral Biology Department Faculty of
Dentistry
Universitas Indonesia
Jakarta, Indonesia
citra.fragrantia02@ui.ac.id

Abstract— Denture stomatitis is the most common debilitating problem among denture users worldwide. An alternative treatment could be natural probiotics. Probiotic *Lactobacillus reuteri* produces an antimicrobial substance called reuterin. The aim of this study is to evaluate effectiveness of parabiotic reuterin towards *Candida albicans* and *Staphylococcus aureus* biofilms on acrylic resin plates. The minimum inhibitory concentrations (MICs) of reuterin towards *C. albicans* and *S. aureus* were evaluated. Thereafter, standard preventive and therapeutic assays were performed on biofilms grown on acrylic denture plates. The effect of reuterin on biofilms was quantified with crystal violet staining, colony counting, and qPCR. The experimental data were analyzed by appropriate statistical tests. The MICs of reuterin towards *S. aureus* and *C. albicans* were 100µg/mL and 25µg/mL, respectively ($p < 0.05$). Interestingly, reuterin exhibited antibiofilm activity against *S. aureus* and *C. albicans* at 100 µg/mL and eradicated the biofilms by 24 h incubation ($p < 0.05$). Moreover, reuterin was effective against monospecies and mixed-species biofilms on acrylic plates. This pilot study showed that reuterin has an antibiofilm activity against *C. albicans* and *S. aureus* biofilms by reducing biofilms' number as much as 83% and 94.5 % respectively, in the denture acrylic plate model. Hence, result will provide a basis for developing reuterin as a probiotic-based natural solution for denture stomatitis in the future.

Keywords—probiotic, reuterin, *C. albicans*, *S. aureus*, biofilms

I. INTRODUCTION

Dental and oral health problems are the most common health problems in the world. Particularly, Indonesia has a high percentage of dental and oral health problems. According to Indonesian Basic Health Research (RISKESDAS) in 2018, the most common dental health problems in Indonesia were toothache due to caries (45.3%), along with missing teeth due to extraction (19%), filled teeth due to caries (4.1%), and tooth loss (10.4%) [1]. Dental caries is the most common oral health problem worldwide [2].

Dental caries occurs as the cause of the complex biological interaction of acidogenic bacteria, fermented carbohydrates, and host factors, such as teeth and saliva. Bacteria in dental plaque, along with a decrease of salivary pH and fluoride, initiate dental caries [3]. Bacteria attached to the tooth surface will form a complex community known as a biofilm. It will also establish an extracellular matrix that

surrounds the cells as they multiply in multicellular aggregates [4]. Once the carious lesion reaches the dentin, inflammatory changes would be visible around the pulp adjacent to the affected dentinal tubules. The carious lesion will develop into pulp along with subsequently increasing inflammation and ultimately causes tooth loss if not treated [5].

Tooth loss is a crucial measure of oral and dental health due to its long-term effects on health and social status [6]. Tooth loss impairs mastication, aesthetic functions [7], and will interfere with digestive systems and decreases the nutrients absorption for the body due to unchewed food. [8] Tooth loss is commonly found in geriatric patients, but it can also be found in children and young adults. Tooth loss in children and young adults affects the maxilla and mandible as well as molar relation [9].

Prevention of the destruction that occurs on dental hard tissue due to tooth loss requires prosthetic treatment, such as removable or fixed dentures [10]. Denture appliances are commonly used to treat patients with tooth loss. Removable dentures often caused oral health problems due to poor oral hygiene [11]. Poor denture hygiene causes *Candida albicans* (*C. albicans*) growth, which is an opportunistic pathogen in the oral cavity that causes denture stomatitis [12,13].

Candida albicans is an opportunistic pathogen because it can be the etiologic factor of diseases under certain conditions, such as immune deficiency in immunocompromised patients [14]. In general, *C. albicans* results in white lesions. It produces a highly structured biofilm that consists of several types of cells, including spherical yeast-forming cells and elongated cylindrical hyphae cells, in an extracellular matrix [15]. Some studies have provided information regarding co-isolation between *Staphylococcus aureus* (*S. aureus*) and *C. albicans* in several diseases related to biofilms, such as periodontitis, denture stomatitis, keratitis, and cystic fibrosis [16].

Staphylococcus strains on denture appliances cause increased activation of monocytes, thus making them more susceptible to the phagocytosis process. Based on previous research, phagocytosis process showed degradation of *S. aureus* biofilms in denture wearers [17]. The general denture stomatitis treatment is topical antifungal administration.

However, systemic administration can also be recommended for immunocompromised patients. Research has demonstrated the effectiveness of natural products for treating denture stomatitis [18].

Probiotics are defined within human nutrition as living microorganisms that are beneficial for humans, generally bacteria but sometimes yeast. Probiotics interact with intestinal microbes and host cells when taken in adequate amounts. These bacteria help balance the internal microbial and serve as a defense against pathogenic bacteria [19]. The consumption of probiotics decreases the number of pathogens in the oral cavity [20].

Lactobacillus reuteri (*L. reuteri*) produces antimicrobial compounds, such as organic acids, ethanol, and parabiolic called reuterin, which can inhibit the colonization of pathogenic microorganisms and change the composition of a commensal microorganism of the host. *L. reuteri* is also beneficial for the host immune system [21]. Parabiolic reuterin has an important role due to its active antimicrobial agent towards Gram-positive and Gram-negative bacteria, yeast, and protozoa as well as biofilms [22]. However, little knowledge is known regarding reuterin's effectiveness as an alternative denture cleaning agent. Therefore, this is the first study to establish the effectiveness of parabiolic reuterin isolated from Indonesian strain *L. reuteri* as an antibiofilm agent against *S. aureus* and *C. albicans* on acrylic resin plates.

II. MATERIAL AND METHODS

A. *Lactobacillus reuteri* culture and reuterin isolation

L. reuteri was cultured in De Man, Rogosa and Sharpe (MRS) (Oxoid, Hampshire) broth and incubated for 24 h in anaerobic environment at 37°C. Cell harvesting was performed with centrifugation at 5000 g for 15 min at 20°C. It was rinsed using phosphate-buffered saline (PBS) with pH 7.4 and then centrifuged at 5000 g for 15 min. The supernatant was discarded and resuspension of the cells was performed to reach concentration of 1.5×10^{10} colony forming units (CFU)/mL in MRS broth supplemented with 300 mM glycerol solution. Furthermore, it was incubated in anaerobic environment at 37°C for 3 h. After completed, centrifugation at 5000 g was performed for 15 min. The supernatant was filtered using a 0.22 µm size filter. The filtered supernatant was considered to be reuterin with the concentration of 100%.

B. Total protein concentration measurement

The Bradford test was performed to measure total protein concentration of the filtered supernatant [23]. Bradford assay was carried out by using the stock solution, working reagent, deionized H₂O with bovine serum albumin (BSA) (Merck, Darmstadt) (1mg/mL in deionized water), NaOH, protein sample of unknown concentration and sample buffer. Standard curve was established by making several dilutions of protein standard from 0 to 40 µg (0-40 µL of 1 mg/mL BSA) in final volume of 40 µL of deionized water. Eight concentrations of known protein (i.e., 0, 5, 10, 15, 25, 30, 35 and 40 µg) was measured on duplicate for the standard curve. 2 mL of Bradford working reagent (Merck, Darmstadt) was added to controls and samples, and were mixed thoroughly. Color was developed within 5 min at 37°C. The "blank" (0 µL of sample) was used as zero for spectrophotometer at 595 nm, and absorbance of controls and samples was recorded at 595 nm. Standard curve was determined by plotting the mean

absorbance at 595 nm as function of standard protein concentration. Total protein volume was determined using standard curve above. Protein volume should be within linear range of standard curve. The protein concentration was measured for each volume, and concentrations were calculated for mean value. Total protein of samples can be read directly from standard curve or calculated using linear regression analysis to determine the slope of standard curve.

C. *Staphylococcus aureus* culture

S. aureus ATCC 25923 was cultured in anaerobic manner within Brain Heart Infusion (BHI) (Oxoid, Hampshire) broth for 24 h at 37°C. Bacterial cells were taken from centrifugation and suspended in PBS until it reached desired CFU/ml concentration of 1.5×10^8 CFU/mL prior to further research step.

D. *Candida albicans* culture

Candida albicans ATCC 10281 was cultured in sterilized Sabouraud Dextrose Broth (SDB) 5.6 pH (Oxoid, Hampshire) and incubated at 37°C for 24 h. Bacterial cells were taken from centrifugation and suspended in PBS until it reached desired CFU/ml concentration of 1.5×10^8 CFU/ml prior to further research step.

E. Minimum inhibitory concentration (MIC) test

The MIC test was performed in triplicate using the well-dilution method with 200 µg/mL, 100 µg/mL, 50 µg/mL, 25 µg/mL, 12.5 µg/mL, 6.25 µg/mL, 3.13 µg/mL, and 1.56 µg/mL concentrations. Phosphate buffered saline (PBS) was used as negative control. Chlorhexidine 0.2% (Minosep, Depok, Indonesia) and Nystatin (PT. Lapi Laboratories, Serang, Indonesia) were used as the positive control for *S. aureus* and *C. albicans*, respectively. Colonies were counted with total plate count method after incubation for 24 h at 37°C.

F. Biofilm assay

Biofilm assay test was performed in two ways: preventive and therapeutic. Preventive biofilm assay was performed using 96-well flat-bottom microplates (TPP, Trasadingen, Swiss). *S. aureus* and *C. albicans* cultures were inserted into each well of 96-well flat-bottom microplates along with 100 µL reuterin from *L. reuteri* isolate at concentrations of 100 µg/mL, 50 µg/mL, 25 µg/mL and incubated for 24 h at 37°C. Therapeutic biofilm assay was performed using 96-well flat-bottom microplates. *S. aureus* and *C. albicans* cultures were incubated for 24-48 h. After 1× wash with phosphate buffered saline (PBS) to clean unattached cells and leftover medium, the 96-well flat-bottom microplates were filled with 100 µL reuterin from *L. reuteri* isolate with 100 µg/mL, 50 µg/mL, 25 µg/mL, concentrations into each well and incubated for 8 h at 37°C. After incubation, biofilm staining was performed. The staining began by washing with PBS to release unattached cells and remove the bacterial growth medium. Next, 125 µL of 0.1% concentration crystal violet solution was added into each microtiter plate and incubated for 10-15 minutes at room temperature. The plates were washed using phosphate-buffered saline and then air-dried, followed by addition of 125 µL of ethanol absolute (Merck, Darmstadt). Spectrophotometer (SAFAS MP96, SAFAS, Monaco) with the wavelength of 595 nm was used quantify the biofilm absorbance value as total biofilm mass.

G. Test on acrylic resin plate

Acrylic resin plates were made at a size of 10 mm x 10 mm x 0.3 mm using heat curing process. First, the acrylic resin plate was soaked in water for 24 h to reduce residual monomer. The plate was then sterilized in an autoclave at 121°C for 15 min. Next, the plate was immersed into artificial saliva and washed using PBS. Then, the acrylic resin plates were inserted into growth medium containing *C. albicans* and/or *S. aureus* cultures and incubated for 24 h at 37°C to form biofilms on the acrylic plate surface. The acrylic resin plates were divided into five groups: group 1: 50 µg/mL concentration, group 2: 25 µg/mL concentration, group 3: 12.5 µg/mL concentration, group 4: Polident (GlaxoSmithKline, PT. Sterling Products, Jakarta, Indonesia) (positive control), and group 5: saline solution (negative control). The plates were soaked for 8 h for each group and washed using PBS. The cultured resin plates were vibrated in a vortex for 30 sec. The resin plates were removed and the supernatant for *C. albicans* was cultured into Sabouraud Dextrose Agar (SDA), *S. aureus* was cultured into BHI agar, and for mixed-species, it was cultured into BHI agar. The results were incubated for 48 h at 37°C and counted using colony counting methods.

H. DNA extraction

A volume of 1 mL bacterial culture in broth was centrifuged at 4500 g for 15 min. The supernatants were removed to obtain the bacterial pellet. Then, 1 mL phosphate-buffered saline (PBS) was added into the microcentrifuge tube with the pellet and homogenized using a vortex to wash the pellet from excess growth medium. The samples were centrifuged at 10,000 g for 10 min, and the supernatants were removed. Nuclease-free water (NFW) was added into the pellet, and the microcentrifuge tubes were sealed with Sherlock tube closures. The microcentrifuge tubes were incubated in thermo blocks for 20 min at 100°C. The microcentrifuge tubes were transferred into ice within 10 min, which is known as the heat shock process, to obtain bacterial DNA. The samples were re-homogenized with the vortex and centrifuged for 2 min at 10,000 g. The supernatants were transferred into new microcentrifuge tubes and stored at 4°C. If the tubes were evaluated for the presence of sedimentation re-centrifugation was done to obtain pure supernatants.

I. Real-time polymerase chain reaction (RT-PCR)

Colony counting confirmation was performed using RT-PCR platinum SYBR Green. The PCR solution was inserted into a 1.5 mL microcentrifuge tube. The solution consisted of 3 µL DNA template, 230 µL SYBR green (5 µL x 46), forward primers, and reverse primers (10 µM): 1 µL x 46. This study used specific primers for each microbe, which was a 16s rRNA gene. Primer sequence *S. aureus fwd* : 5'-CGA AAG CGT GGG GAT CAA AC-3' *rvs* : 5'-CCC AGG CGG AGT GCT TAA TG-3'. Primer sequence *C. albicans fwd* : 5'-CCC AGT CTT TCA CAA GCA GTA AAT-3' *rvs* : 5'-GTA AAT GAG TCA TCA ACA GAA GCC-3'. The forward and reverse primers were diluted with TE buffer to obtain a 10 µL concentration with a 9:1 ratio and homogenized using a vortex. The DNA of *L. reuteri* was diluted using nuclease free water (NFW) before the addition of the other solutions. The PCR solution was distributed into PCR tubes. Then, the

diluted bacterial solution and 3 µL DNA sample were inserted into PCR tubes. The tubes were centrifuged at 1500 rpm speed for 1 min and transferred into RT-PCR for 120 min. The results were saved for analysis. The same steps were repeated to evaluate design plates. qPCR: Stage 1 (1 cycle): at 95°C for 10 min, Stage 2 (40 cycles): at 95°C for 15 sec, and at 56°C for 1 min, Melt curve: at 95°C for 15 sec, at 56°C for 1 min, and at 95°C for 15 sec.

J. Data analysis

For the in vitro biofilm assay, we used the crystal violet staining method and colony counts. Colony counting method and real-time polymerase chain reaction (RT-PCR) as colony count confirmation were used for the acrylic plate examinations. The preceding data was analyzed using Kolmogorov-Smirnov normality test with a normal distributed value of $p > 0.05$. Normally distributed data were analyzed using one-way ANOVA and post hoc (Tukey-HSD) with level significance of $p < 0.05$.

III. RESULTS

A. Reuterin Isolation

The concentration of reuterin complex protein based on the results of the Bradford test obtained a mean of 200,993 µg/mL for reuterin of *L. reuteri* isolate LC 382415 at 100% concentration ("Table I").

TABLE I. BRADFORD ASSAY RESULTS OF 100% CONCENTRATIONS OF REUTERIN FROM *LACTOBACILLUS REUTERI* LC 382415

100% concentration of reuterin samples	Protein concentration (µg/mL)
LC 382415 - 1	188,865
LC 382415 - 2	199,436
LC 382415 - 3	214,667
Mean: 200,993	

B. Minimum inhibitory concentration of reuterin in planktonic bacteria

According to the MIC test, reuterin effectively inhibit the growth of *S. aureus* at 100 µg/mL concentration, and the growth of *C. albicans* at 25 µg/mL concentration. The minimum bactericidal concentration (MBC) of reuterin opposing *S. aureus* 200 µg/mL ("Fig. 1") whereas for *C. albicans* 50 µg/mL ("Fig 2").

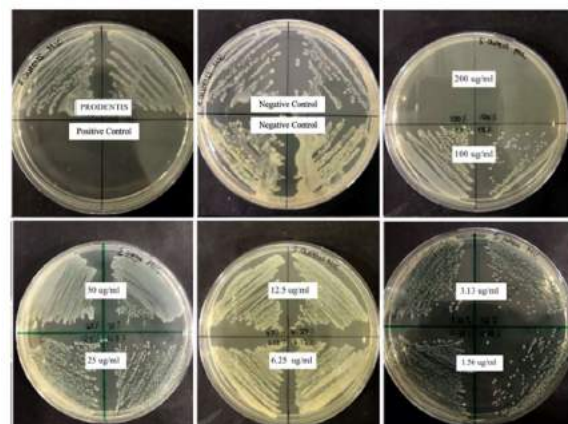


Fig. 1. Efficacy of reuterin in inhibiting the growth of biofilms using MIC test *S. Aureus*. Phosphate buffered saline (PBS) was used as negative control. Chlorhexidine 0.2% and nystatin were used as the positive control.

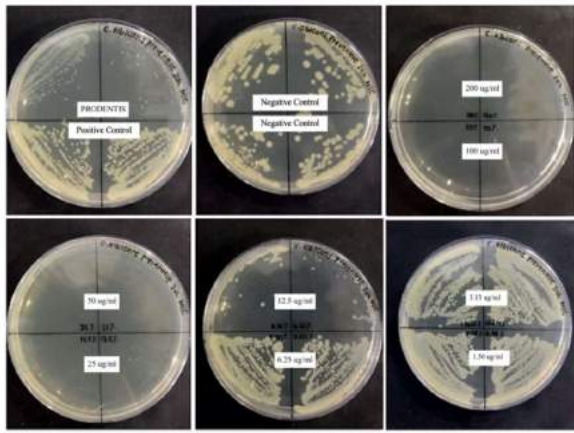


Fig. 2. Efficacy of reuterin in inhibiting the growth of biofilms using MIC test *C. albicans*. Phosphate buffered saline (PBS) was used as negative control. Chlorhexidine 0.2% and nystatin were used as the positive control.

TABLE II. EFFICACY OF REUTERIN IN INHIBITING THE GROWTH OF *S. AUREUS* AND *C. ALBICANS*

	MIC	MBC
<i>S. aureus</i>	100 µg/mL	200 µg/mL
<i>C. albicans</i>	25 µg/mL	50 µg/mL

*MIC: Minimum Inhibitory Concentration
*MBC: Minimum Bactericidal Concentration

C. Biofilm Assay

Prevention assay. The result of biofilm prevention assay with crystal violet (CV) staining showed that reuterin at a concentration of 100 µg/mL works effectively towards *S. aureus* and *C. albicans* in preventing the growth of biofilms in vitro. Moreover, ensuing CFU counting, substantiate the preceding examinations (“Fig. 3”).

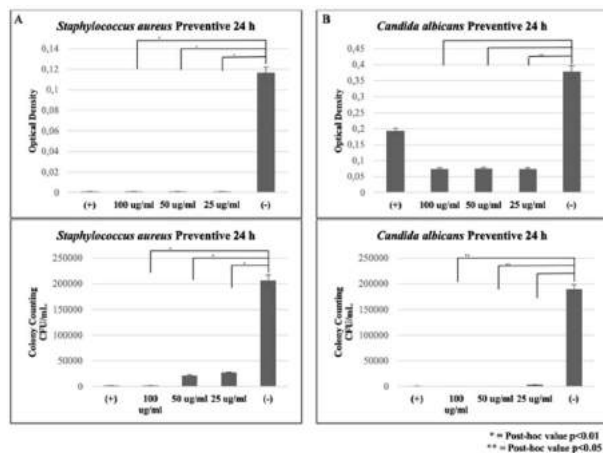


Fig. 3. Biofilm assay preventive result. Reuterin in inhibiting the growth and adhesion of *S. aureus* (A) and *C. albicans* (B) biofilms measured using crystal violet (optical density) and colony counting method. Phosphate buffered saline (PBS) was used as negative control. Chlorhexidine 0.2% and nystatin were used as the positive control. All treatment were done in triplicate.

Therapeutic assay. In biofilm therapeutic assay, the result of CV staining reveal that reuterin is notable in eradicating the biofilms of *S. aureus* and *C. albicans* at a concentration of 100 µg/mL. This study was performed in 8

h for the incubation time, thus the 100 µg/mL concentration of reuterin eradicate effectively in the period of incubation time. CFU counting result validate that 100 µg/mL concentration of reuterin works effectively in this study (“Fig. 4”).

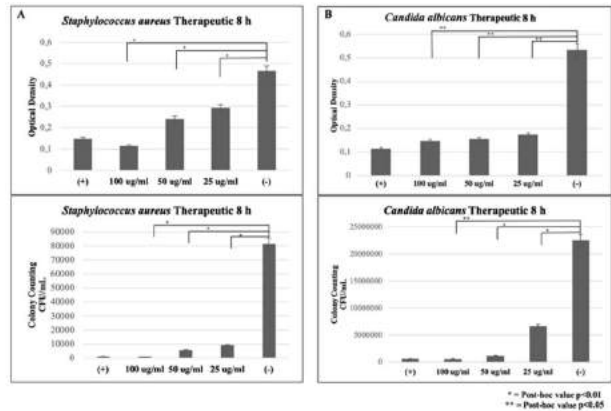


Fig. 4. Biofilm assay therapeutic. Reuterin in inhibiting the growth and adhesion of *S. aureus* (A) and *C. albicans* (B) biofilm measured using crystal violet (optical density) and colony counting method after 8 hours incubation. Phosphate buffered saline (PBS) was used as negative control. Chlorhexidine 0.2% and nystatin were used as the positive control. All treatment were done in triplicate.

D. Acrylic plate counting




Fig. 5. The effectiveness of reuterin against *S. aureus* (A), *C. albicans* monospecies (B) and multispecies (C) biofilms on denture acrylic plate based on colony count measurements. Phosphate buffered saline (PBS) was used as negative control. Chlorhexidine 0.2% and nystatin were used as the positive control. All treatment were done in triplicate.

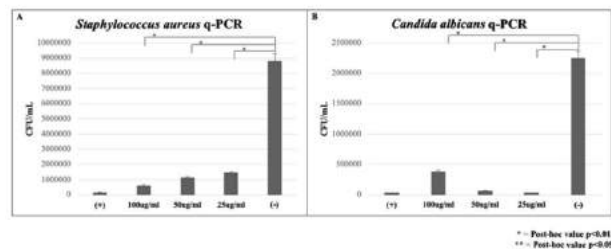


Fig. 6. The effectiveness of reuterin against *S. aureus* (A) and *C. albicans* (B) monospecies biofilms on denture acrylic plate based on qPCR result. Phosphate buffered saline (PBS) was used as negative control. Chlorhexidine 0.2% and nystatin were used as the positive control. All treatment were done in triplicate.

The results of mono species or mixed-species *S. aureus* and *C. albicans* test showed that reuterin inhibit mono species and mixed-species biofilms best at the concentration of 100 µg/ml ("Fig. 5"). The real-time PCR result complementing the result ("Fig. 6").

IV. DISCUSSION

Probiotics are microorganisms that can be beneficial to human health. The interest in probiotics usage to improve human health is increasing e.g., as the content of dietary supplements. Probiotics improve human health by inhibiting the growth of pathogenic bacteria in the body [24]. *L. reuteri* is a probiotic bacterium that plays an important role in human health. It produces reuterin, which is an active agent against pathogenic bacteria [21].

The acrylic plate counting test proved that parabiotic reuterin is effective against mono species or mixed-species of *S. aureus* and *C. albicans*. This result showed a significant reduction of optical density (OD) values and colony counts. The MIC was at 100 µg/mL, 50 µg/mL, and 25 µg/mL concentrations. It can be presume that the higher concentration of reuterin has intended results to reduce mono species biofilm. The acrylic total plate count test results showed an optimal concentration of reuterin as a soaking solution against mono species and mixed species of *S. aureus* and *C. albicans* was 100 µg/mL. The biofilm assay and acrylic plate counting test results were compared with negative control, which was phosphate-buffered saline and culture medium without care. It can be inferred that reuterin has both effect in antibacterial and antifungal.

The parabiotic produce by probiotics *L. reuteri*, called reuterin with the chemical compound of 3-hydroxypropionaldehyde (3-HPA), plays an important role in probiotic *L. reuteri* mechanism of action [21]. The aldehyde group is very reactive to thiol and amine groups, causing the inactivation of proteins and micro molecules containing these groups [25]. This was proven by the MIC test results. The MIC tests showed, the value of *C. albicans* is higher than *S. aureus* with the concentration of 25 µg/mL due to the metabolism of glutathione (GSH) by *C. albicans*. GSH is a thiol compound that plays an important role in enhancing the resistance ability of *C. albicans* against antimicrobial and antifungal compounds [26]. Moreover, the pathogenic mechanism and virulence factor of *S. aureus*, which also includes a thiol group, namely bacillithiol (BSH), plays an important role in oxidative response [27]. BSH has a lower redox potential standard compared to GSH [26]. This result goes alongside the reuterin mechanism theory as an antimicrobial compound that reacts towards thiol groups. Another literature discovered that *L. reuteri* has the ability in regulating the inflammatory response such as IL-8 and HBD2 [28] and also proved that it is effective in inhibiting initial biofilm colonization [29].

After incubation and with the use of colony counts, the optimal reuterin concentration for *S. aureus* and *C. albicans* biofilm inhibition was obtained, which was at 100 µg/mL concentration. To eradicate mono species *S. aureus* and *C. albicans*, the optimal incubation time was 8 h, and the optimal concentrations were 50–100 µg/mL for *S. aureus* and 25–50 µg/mL for *C. albicans*. There are no specific data from

previous studies to show that incubation time is a defining factor for the effectiveness of reuterin antimicrobial activity. However, based on the results of this study, it can be concluded that specific concentrations and 8 h of incubation time are the defining factors to eradicate biofilms.

The acrylic resin plate counting test result was compared to Polident (GlaxoSmithKline, Great Britain) as the positive control. Polident has been proven to be effective against *C. albicans*. Studies showed, that the use of cleaning tablets was proven to significantly reduce biofilms and their pathogenesis compared to water cleaning [11]. The use of reuterin on acrylic resin plates showed its effect against mono species and mixed-species colonization in between 25–100 µg/mL concentration of reuterin. Effects of reuterin in acrylic resin plates for both mono-species and mixed-species was seen in 8 h of incubation time, assuming for the overnight usage. Co-isolation between these microorganisms is stronger and has greater virulence effects [30]. However, reuterin treatment showed the same results as Polident in reducing mono species and mixed-species biofilms. Quantification was performed using PCR to confirm detected bacterial DNA. This study showed that reuterin from *L. reuteri* isolate has an effect against *S. aureus* and *C. albicans* biofilms, either mono species or mixed-species.

V. CONCLUSION

In conclusion, the present study demonstrated that parabiotic reuterin from *L. reuteri* Indonesian strain is effective in inhibiting and eradicating monospecies and mixed species of *S. aureus* and *C. albicans* biofilms attachments on acrylic plate surfaces as much as 83% and 94.5 % respectively. Parabiotic reuterin isolated from Indonesian strain *L. reuteri* has a promising potential as a denture cleanser agent.

ACKNOWLEDGMENT

This research was conducted at MiCORE (Microbiology Center of Research and Education) Laboratory as a part of Trisakti University, Faculty of Dentistry, Indonesia. The authors would like to express gratitude the research team for the countless support about this study. Finally, yet importantly, our sincere appreciation to Dr. C. Jayampath Seneviratne, BDS, MPhil, PhD from National Dental Research Center Singapore, Duke NUS Medical School for the data assessment and analysis.

REFERENCES

- [1] Ministry of Health of the Republic of Indonesia, "Report on result of national basic health research (Riskesdas) 2018 - dental and oral health based on examination (kesehatan gigi dan mulut berdasarkan pemeriksaan)," Jakarta: Ministry of Health of the Republic of Indonesia, p. 183, 2018.
- [2] D. Ozdemir, "Dental caries and preventive strategies," *International Journal of Biology*, vol. 5, no. 4, pp. 55-61, September 2013, in press.
- [3] N. Veiga, D. Aires, M. Pereira, A. Vaz, L. Rama, M. Silva, et al., "Dental caries: a review," *Journal of Dental and Oral Health*, vol. 2, no. 5, pp. 1-3, August 2016.
- [4] D. López, H. Vlamakis, and R. Kolter, "Biofilms," *Cold Spring Harbor Perspectives in Biology*, vol. 2, no. 7, pp. 1-12, July 2010, in press.
- [5] I.N. Rôças, F.R.F. Alves, C.T.C.C. Rachid, K.C. Lima, I.V. Assunção, P.N. Gomes, et al., "Microbiome of deep dentinal caries lesions in teeth with symptomatic irreversible pulpitis," *PLoS One*, vol. 11, no. 5, pp. 1-13, May 2016.

- [6] T. Tiwari, S. Scarbro, L.L. Bryant, and J. Puma, "Factors associated with tooth loss in older adults in Rural Colorado," *Journal of Community Health*, vol. 41, no. 3, pp. 476-81, June 2016.
- [7] M. Jain, L.S. Kaira, G. Sikka, S.K. Singh, A. Gupta, R. Sharma, et al., "How do age and tooth loss affect oral health impacts and quality of life? a study comparing two state samples of Gujarat and Rajasthan," *Journal of Dentistry (Tehran)*, vol. 9, no. 2, pp. 135-44, June 2012.
- [8] D.S. Brennan, A.J. Spencer, and K.F. Roberts-Thomson. "Tooth loss, chewing ability and quality of life." *Quality of Life Research*, vol. 17, no. 2, pp. 227-235, March 2008.
- [9] C.S. Law, "Management of premature primary tooth loss in the child patient," *Journal of the California Dental Association*, vol. 41, no. 8, pp. 612-18, August 2013.
- [10] S.A. Peeran, F. Al Sanabani, B.M.A. A-Makramani, and E.I. Elamin, "Dental prosthetic status and treatment needs of adult population in Jizan, Saudi Arabia: A survey report," *European Journal of Dentistry*, vol. 10, no. 4, pp. 459-63, October 2016.
- [11] J. Duyck, K. Vandamme, S. Krausch-Hofmann, L. Boon, K. De Keersmaecker, E. Jalon, et al., "Impact of denture cleaning method and overnight storage condition on denture biofilm mass and composition: a cross-over randomized clinical trial," *PLoS ONE*, vol. 11, no. 1, p. e0145837, January 2016.
- [12] T. Vila, A.S. Sultan, D.M. Jauregui, M.A. Jabra-Rizk., "Oral Candidiasis: A Disease of Opportunity," *Journal of Fungi*, vol. 9, no. 15, pp. 1-28, January 2020.
- [13] J. Kim and P. Sudbery, "*Candida albicans*, a major human fungal pathogen," *Journal of Microbiology*, vol. 49, no. 2, pp. 171-177, May 2011.
- [14] A. Singh, R. Verma, A. Murari, and A. Agrawal, "Oral candidiasis: An overview," *Journal of Oral and Maxillofacial Pathology*, vol. 18, no. 1, pp. 81-85, September 2014.
- [15] C.J. Nobile and A.D. Johnson, "*Candida albicans* biofilms and human disease," *Annual Review of Microbiology*, vol. 69, pp. 71-92, July 2016.
- [16] L.M. Schlecht, B.M. Peters, B.P. Krom, J.A. Freiberg, G.M. Hensch, S.G. Filler, et al., "Systemic *Staphylococcus aureus* infection mediated by *Candida albicans* hyphal invasion of mucosal tissue," *Microbiology (Reading)*, vol. 161, no. 1, pp. 168-181, January 2015.
- [17] K. Garbacz, T. Jarzembowski, E. Kwapisz, A. Dacia, and J. Witkowski, "Do the oral *Staphylococcus aureus* strains from denture wearers have a greater pathogenicity potential?" *Journal of Oral Microbiology*, vol. 11, no. 1, pp. 1-4, October 2018.
- [18] S.R. D'dharan and D. Ganapathy, "Medical management of denture stomatitis," *Asian Journal of Pharmaceutical and Clinical Research*, vol. 9, no. 5, pp. 14-16, September 2016.
- [19] N.T. Williams, "Probiotics," *American Journal of Health-System Pharmacy*, vol. 67, no. 6, pp. 449-458, March 2010.
- [20] A.S. Widyarman, V. Hartono, L.I. Marjani, D. Irawan, L. Luthfi, and B.M. Bachtiar, "*Lactobacillus reuteri* containing probiotic lozenges consumption reduces *Streptococcus mutans*, *Streptococcus sobrinus*, *Porphyromonas gingivalis*, and *Aggregatibacter actinomycetemcomitans* in orthodontic patients," *Journal of International Dental and Medical Research*, vol. 11, no. 2, pp. 628-633, 2018.
- [21] Q. Mu, V.J. Tavella, and X.M. Luo, "Role of *Lactobacillus reuteri* in human health and diseases," *Frontiers in Microbiology*, vol. 9, pp. 1-17, 2018.
- [22] A. S. Widyarman and C. F. Theodorea, "Effect of Reuterin on Dual Species Biofilm in vitro of *Streptococcus mutans* and *Veillonella parvula*," *Journal of International Dental and Medical Research*, vol. 12, no. 1, pp. 77-83, 2019.
- [23] C.L. Kielkopf, W. Bauer, and I.L. Urbatsch, "Bradford assay for determining protein concentration," *Cold Spring Harbor Protocols*, April 2020.
- [24] H. Nikawa, S. Makihira, H. Fukushima, H. Nishimura, Y. Ozaki, K. Ishida, et al., 2004. "*Lactobacillus reuteri* in bovine milk fermented decreases the oral carriage of mutans streptococci," *International Journal of Food Microbiology*, vol. 95, no. 2, pp.219-223, September 2004.
- [25] L. Schaefer, T.A. Auchtung, K.E. Hermans, D. Whitehead, B. Borhan, and R.A. Britton, "The antimicrobial compound reuterin (3-hydroxypropionaldehyde) induces oxidative stress via interaction with thiol groups," *Microbiology*, vol. 156, no. 6, pp. 1589-99, June 2010.
- [26] B. Maras, L. Angiolella, G. Mignogna, E. Vavala, A. Maccone, M. Colone, et al., "Glutathione metabolism in *Candida albicans* resistant strains to fluconazole and micafungin," *PLoS One*, vol. 9, no. 6, pp. 1-7, June 2014.
- [27] V.R. Perera, G.L. Newton, and K. Pogliano, "Bacillithiol: a key protective thiol in *Staphylococcus aureus*," *Expert Review of Anti-infective Therapy*, vol. 13, no. 9, pp. 1089-107, July 2015.
- [28] A. S. Widyarman, A.M. Drestia, E. Bachtiar, B. Bachtiar, "The anti-inflammatory effects of glycerol-supplemented probiotic *Lactobacillus reuteri* on infected epithelial cells in vitro," *Contemporary Clinical Dentistry*, vol. 9, no. 2, pp. 298-303, April-June 2018.
- [29] A.S. Widyarman, T. Ramajayanti, C.F. Theodorea, "Indonesian Strain of *Lactobacillus reuteri* Probiotic Reduces Biofilm Initial Colonization", *Open Dentistry Journal*, vol. 14, pp.554-553, 2020.
- [30] L.G. Harris, S.J. Foster, and R.G. Richards, "An introduction to *Staphylococcus aureus*, and techniques for identifying and quantifying *S. aureus* adhesins in relation to adhesion to biomaterials: review," *European Cells & Materials Journal*, vol. 4, pp. 39-60, December 2002.

Editorial Board

The Proceedings of the IEEE 2022 Editorial Board



David J. Allstot
Oregon State University, USA



Moeness Amin
Villanova University, USA



John B. Anderson
Lund University, Sweden



John Baillieul
Boston University, USA



Gert Cauwenberghs
UC San Diego, USA





Raja Chatila

Sorbonne University, France




Hsiao-Hwa Chen

National Cheng Kung University, Taiwan



Jack Dongarra

University of Tennessee and Oak Ridge National Lab, USA



James S. Duncan

Yale University, USA





Yuguang (Michael) Fang
University of Florida, USA



Gerhard P. Fettweis
TU Dresden, Germany



Cynthia Furse
University of Utah, USA



Georges Gielen
KU Leuven, Belgium



Maya Gokhale
Lawrence Livermore National Laboratory, USA





Christofer Hierold
ETH Zurich, Switzerland



Ian A. Hiskens
University of Michigan, Ann Arbor, USA



Adrian Ionescu
Ecole Polytechnique Fédérale de Lausanne, Switzerland




Pramod Khargonekar
University of California, Irvine, USA





Agnieszka Konczykowska
ADesign, France



Khaled Letaief
Hong Kong University of Science and Technology, Hong Kong



Dalma Novak
Octane Wireless, USA



Manish Parashar
University of Utah, USA



Marios M. Polycarpou
University of Cyprus, Cyprus





Zoya Popovic

University of Colorado Boulder, USA



Jerry L. Prince

Johns Hopkins University, USA



Robert Schober

Friedrich-Alexander University of Erlangen-Nuremberg,
Germany



Mohammad Shahidehpour

Illinois Institute of Technology, USA





Aleksandar Stankovic
Tufts University, USA



Manos Tentzeris
Georgia Institute of Technology, USA



Isabel Trancoso
University of Lisbon, Portugal



Chi Kong (Michael) Tse
City University of Hong, Hong Kong



Edward Tunstel
Motiv Space Systems, Inc., USA





Hoi-Jun Yoo

Korea Advanced Institute of Science and Technology, Republic of Korea



C. Patrick Yue

Hong Kong University of Science and Technology, Hong Kong



[Home](#)

[Subscribing](#)

[Contact *Proceedings of the IEEE*](#)

[Media Inquiries and Press Releases](#)

[View *Proceedings of the IEEE* on IEEE Xplore](#)

**Keep up-to-date with the latest news from
*Proceedings of the IEEE***

[NEWSLETTER SIGN UP](#)

[Accessibility](#) | [Nondiscrimination Policy](#) | [IEEE Ethics Reporting](#)
| [IEEE Privacy Policy](#) | [Terms](#)

© Copyright 2022 IEEE - All rights reserved.

A not-for-profit organization, IEEE is the world's largest technical professional organization dedicated to advancing technology for the benefit of humanity.



Editor-In-Chief



Gianluca Setti

Polytecnic of Turin, Italy

Gianluca Setti received a Dr. Eng. degree (honors) and a Ph.D. degree in Electronic Engineering from the University of Bologna, Bologna, Italy, in 1992 and in 1997, respectively. From 1997 to 2017 he was with the Department of Engineering, University of Ferrara, Italy, as an Assistant Professor (1998-2000), Associate Professor (2001-2008), and as a Professor (2009-2017) of Circuit Theory and Analog Electronics. Since December 2017 he is a Professor of Electronics, Signal and Data Processing at the Department of Electronics and Telecommunications (DET) of Politecnico di Torino, Italy. He held several positions as Visiting Professor/Scientist at EPFL (2002, 2005), UCSD (2004), IBM (2004, 2007) and at the University of Washington (2008, 2010), and he is also a permanent (in-kind) faculty member of ARCES, University of Bologna.

His research interests include nonlinear circuits, recurrent neural networks, statistical signal processing, electromagnetic compatibility, compressive sensing and statistical signal processing, biomedical circuits and systems, power electronics, design and implementation of IoT nodes, and circuits and systems for machine learning.

Dr. Setti was the recipient of the 2013 IEEE CAS Society Meritorious Service Award and co-recipient of the 2004 IEEE CAS Society Darlington Award, the 2013 IEEE CAS Society Guillemin-Cauer Award, the best paper award at ECCTD2005, and the best student paper awards at EMCZurich2005 and ISCAS2011. He also received the 1998 Caianiello prize for the best Italian Ph.D. thesis on Neural Networks. He is a Fellow of the IEEE (since 2006).

He served as an Associate Editor for the *IEEE Transactions on Circuits and Systems – Part I* (1999-2002 and 2002-2004) and for the *IEEE Transactions on Circuits and Systems – Part II* (2004-2007), as the Deputy Editor-in-Chief of the *IEEE Circuits and Systems Magazine* (2004-2007), as well as the Editor-in-Chief of the *IEEE Transactions on Circuits and Systems – Part II* (2006-2007) and *IEEE Transactions on Circuits and Systems –*



Part I (2008-2009). He also served on the Editorial Board of *IEEE Access* (2013-2015) and of the *Proceedings of the IEEE* (2015-2018). Since 2019 he is serving as the first non-US Editor-in-Chief of the *Proceedings of the IEEE*, the flagship journal of the Institute.

He was a Distinguished Lecturer of the IEEE CAS Society (2004-2005 and 2013-2014), a member of the CAS Board of Governors (2005-2008), and served as the 2010 CAS Society President.

In 2012, he was the Chair of the IEEE Strategic Planning Committee of the Publication Services and Products Board (PSPB-SPC). In 2013-2014, he was the first non-North American Vice President of the IEEE for Publication Services and Products.

Dr. Setti served on the program committee of many conferences and was, in particular, the Special Sessions Co-Chair of ISCAS2005 (Kobe) and ISCAS2006 (Kos), the Technical Program Co-Chair of NDES2000 (Catania), ISCAS2007 (New Orleans), ISCAS2008 (Seattle), ICECS2012 (Seville), BioCAS2013 and (Rotterdam), as well as the General Co-Chair of NOLTA2006 (Bologna) and ISCAS2018 (Florence).

He is coeditor of the books, *Chaotic Electronics in Telecommunications* (CRC Press, Boca Raton, 2000), *Circuits and Systems for Future Generation of Wireless Communications* (Springer, 2009), and *Design and Analysis of Biomolecular Circuits* (Springer, 2011), coauthor of the book, *Adapted Compressed Sensing for Effective Hardware Implementations*, as well as one of the guest editors of the May 2002 special issue of the *Proceedings of the IEEE* on "Applications of Non-Linear Dynamics to Electronic and Information Engineering."



[Home](#)

[Subscribing](#)

[Contact *Proceedings of the IEEE*](#)

[Media Inquiries and Press Releases](#)

[View *Proceedings of the IEEE* on IEEE Xplore](#)

**Keep up-to-date with the latest news from
*Proceedings of the IEEE***

[NEWSLETTER SIGN UP](#)

[Accessibility](#) | [Nondiscrimination Policy](#) | [IEEE Ethics Reporting](#)
| [IEEE Privacy Policy](#) | [Terms](#)

© Copyright 2022 IEEE – All rights reserved.

A not-for-profit organization, IEEE is the world's largest technical professional organization
dedicated to advancing technology for the benefit of humanity.

Senior Editors



John Baillieul

Boston University, USA



Jón Atli Benediktsson

University of Iceland, Iceland



[Home](#)

[Subscribing](#)

[Contact *Proceedings of the IEEE*](#)

[Media Inquiries and Press Releases](#)

[View *Proceedings of the IEEE* on IEEE Xplore](#)

**Keep up-to-date with the latest news from
*Proceedings of the IEEE***

[NEWSLETTER SIGN UP](#)

[Accessibility](#) | [Nondiscrimination Policy](#) | [IEEE Ethics Reporting](#)
| [IEEE Privacy Policy](#) | [Terms](#)

© Copyright 2022 IEEE - All rights reserved.

A not-for-profit organization, IEEE is the world's largest technical professional organization
dedicated to advancing technology for the benefit of humanity.



Scheduled Maintenance: On Tuesday, February 8, IEEE Xplore will undergo scheduled maintenance from 7:00-9:00pm ET. During this time, there may be intermittent impact on performance. We apologize for any inconvenience. ✕

IEEE.org [IEEE Xplore](#) IEEE-SA IEEE Spectrum More Sites

Cart [Create Account](#) [Personal Sign In](#)



IEEE Xplore®

[Browse](#) [My Settings](#) [Help](#)

Access provided by:
Universitas Indonesia

[Sign Out](#)



Access provided by:
Universitas Indonesia

[Sign Out](#)

All ▼

Search within Publication



ADVANCED SEARCH

Quick Links

[Search for Upcoming Conferences](#)
[Browse Conferences > Health, Instrumentation & Meas... > 2021 IEEE International Confer...](#) ?
[IEEE Publication Recommender](#)

[IEEE Author Center](#)

Health, Instrumentation & Measurement, and Natural Sciences (InHeNce), IEEE Proceedings

The proceedings of this conference will be available for purchase through Curran Associates.

Health, Instrumentation & Measurement, and Natural Sciences (InHeNce), 2021 IEEE International Conference on

Print on Demand **Purchase at Partner**

[Copy Persistent Link](#) [Browse Title List](#) [Sign up for Conference Alerts](#)

Proceedings

[All Proceedings](#)

[Popular](#)

2021 IEEE International Conference on Health, Instrumentation & Measurement, and Natural Sciences

(InHeNce) [doi](#)

14-16 July 2021

DOI:

10.1109/InHeNce52833.2021

Search within results



[Download PDFs](#) | [Per Page: 1](#) [Per Page 25](#) | [Export](#) | [Email Selected Results](#)

Showing 1-25 of 89

Filter

sort: [1](#) Sort Sequence

[Email](#)

Refine

[Author](#) ▼

[Affiliation](#) ▼

[Conference Location](#) ▼

- Antioxidant Activity of Green Tea Extract and Myricetin** 🔒
Didik Priyandoko; Wahyu Widowati; Hanna Sari Widya Kusuma; Ervi Affah; Cahyaning Riski Wijayanti; Cintani Dewi Wahyuni; Amannah Mutmainnah Idris; Rizka Amelia Putdayani; Rizal Rizal
Publication Year: 2021 , Page(s): 1 - 5

[▶ Abstract](#) [HTML](#) [📄](#) [©](#)

Quick Links

[Search for Upcoming](#)

Conferences
IEEE Publication
Recommender
IEEE Author Center


Proceedings

The proceedings of this conference will be available for purchase through Curran Associates.


Health, Instrumentation & Measurement, and Natural Sciences (InHeNce), 2021 IEEE International Conference on


Print on Demand **Purchase at Partner**

- Antioxidant Activity of Green Tea Extract and Myricetin** 
- Didik Priyandoko; Wahyu Widowati; Hanna Sari Widya Kusuma; Ervi Afifah; Cahyaning Riski Wijayanti; Cintani Dewi Wahyuni; Amannah Mutmainnah Idris; Rizka Amelia Putdayani; Rizal Rizal
2021 IEEE International Conference on Health, Instrumentation & Measurement, and Natural Sciences (InHeNce)
Year: 2021


- Phytochemical and Hypoglycemia Effect Test Using Extract of Barangan Banana Peel with OGTT in Male White Rats Induced with Sucrose** 
- Richard Gunawan; I Nyoman Enrich Lister; Edy Fachrial; Chrismis Novalinda Ginting
Publication Year: 2021 , Page(s): 1 - 5


► Abstract **HTML**  

- Phytochemical and Hypoglycemia Effect Test Using Extract of Barangan Banana Peel with OGTT in Male White Rats Induced with Sucrose** 
- Richard Gunawan; I Nyoman Enrich Lister; Edy Fachrial; Chrismis Novalinda Ginting
2021 IEEE International Conference on Health, Instrumentation & Measurement, and Natural Sciences (InHeNce)
Year: 2021


- Isolation and Molecular Identification of Inulinase Producing Thermophilic Bacteria from Geothermal Hot Spring** 
- Edy Fachrial; Raynald Ignasius Ginting; Harmileni Harmileni; I Nyoman Ehrich Lister; Saryono Saryono; Titania T Nugroho
Publication Year: 2021 , Page(s): 1 - 6





► Abstract **HTML**  





- Isolation and Molecular Identification of Inulinase Producing Thermophilic Bacteria from Geothermal Hot Spring** 
- Edy Fachrial; Raynald Ignasius Ginting; Harmileni Harmileni; I Nyoman Ehrich Lister; Saryono Saryono; Titania T Nugroho
2021 IEEE International Conference on Health, Instrumentation & Measurement, and Natural Sciences (InHeNce)
Year: 2021




- Analysis of Mosquito Genetic with PCR-RAPD Approach** 
- Farah Nuriessa Aputri; Laila Hanum; Rahmat Pratama; Yuanita Windusari
Publication Year: 2021 , Page(s): 1 - 6


► Abstract **HTML**  


- Analysis of Mosquito Genetic with PCR-RAPD Approach** 
Farah Nuriessa Aputri; Laila Hanum; Rahmat Pratama; Yuanita Windusari
2021 IEEE International Conference on Health, Instrumentation & Measurement, and Natural Sciences (InHeNce)
Year: 2021

- Aloe vera Protective Effect on Lipopolysaccharide-Induced RAW 264.7 Inflamed Cells** 
Ervina Angelia; Shieny Lokanata; Wahyu Widowati; Steven Wijaya; Zulfan Muttaqin; Florenly Florenly
Publication Year: 2021 , Page(s): 1 - 6
 - ▶ Abstract **HTML**  
- Aloe vera Protective Effect on Lipopolysaccharide-Induced RAW 264.7 Inflamed Cells** 
Ervina Angelia; Shieny Lokanata; Wahyu Widowati; Steven Wijaya; Zulfan Muttaqin; Florenly Florenly
2021 IEEE International Conference on Health, Instrumentation & Measurement, and Natural Sciences (InHeNce)
Year: 2021

- The Effectiveness of Red Spinach Extract Ointment (Amaranthus tricolor L.) against Healing Second Degree Burns in Wistar Rat** 
Tri Oktarina Safitri; Ali Napiyah Nasution; Chrismis Novalinda Ginting; Ermi Girsang
Publication Year: 2021 , Page(s): 1 - 6
 - ▶ Abstract **HTML**  
- The Effectiveness of Red Spinach Extract Ointment (Amaranthus tricolor L.) against Healing Second Degree Burns in Wistar Rat** 
Tri Oktarina Safitri; Ali Napiyah Nasution; Chrismis Novalinda Ginting; Ermi Girsang
2021 IEEE International Conference on Health, Instrumentation & Measurement, and Natural Sciences (InHeNce)
Year: 2021


- Antioxidant Potency of Kaempferia galanga Linn and Zingiber officinale var. Rubra rhizomes** 
Dian Ratih Laksmiawati; Wahyu Widowati; Hana Sari Widya Kusuma; Diah Kartika Pratami; Cahyaning Riski Wijayanti; Cintani Dewi Wahyuni; Ervi Afifah; Rizal Rizal
Publication Year: 2021 , Page(s): 1 - 6
 - ▶ Abstract **HTML**  

- Antioxidant Potency of Kaempferia galanga Linn and Zingiber officinale var. Rubra rhizomes** 
Dian Ratih Laksmiawati; Wahyu Widowati; Hana Sari Widya Kusuma; Diah Kartika Pratami; Cahyaning Riski Wijayanti; Cintani Dewi Wahyuni; Ervi Afifah; Rizal Rizal
2021 IEEE International Conference on Health, Instrumentation & Measurement, and Natural Sciences (InHeNce)
Year: 2021


-
- Effect of Andaliman Fruit Extract on Cervical Cancer Rat's Histology** 
Rostime Hermayerni Simanullang; Syafruddin Ilyas; Salomo Hutahaeen; Rosidah; Risma Dumiri Manurung; Putri Cahaya Situmorang
Publication Year: 2021 , Page(s): 1 - 5


▶ Abstract **HTML**  

- Effect of Andaliman Fruit Extract on Cervical Cancer Rat's Histology** 
Rostime Hermayerni Simanullang; Syafruddin Ilyas; Salomo Hutahaeen; Rosidah; Risma Dumiri Manurung; Putri Cahaya Situmorang
2021 IEEE International Conference on Health, Instrumentation & Measurement, and Natural Sciences (InHeNce)
Year: 2021


-
- The Effect of Extract Ethanol Rosa damascena to the Interleukin-6 Level of Obese Rats** 
M. Andriady Saidi Nasution; Chrismis Novalinda Ginting; Linda Chiuman; I Nyoman Ehrich Lister
Publication Year: 2021 , Page(s): 1 - 5


▶ Abstract **HTML**  

- The Effect of Extract Ethanol Rosa damascena to the Interleukin-6 Level of Obese Rats** 
M. Andriady Saidi Nasution; Chrismis Novalinda Ginting; Linda Chiuman; I Nyoman Ehrich Lister
2021 IEEE International Conference on Health, Instrumentation & Measurement, and Natural Sciences (InHeNce)
Year: 2021


-
- Improvement of Liver Function from Lemon Pepper Fruit Ethanol Extract in Streptozotocin-Induced Wistar Rats** 
Linda Chiuman; Chrismis Novalinda Ginting; Ok Yulizal; Suhartomi; Veranyca Chiuman
Publication Year: 2021 , Page(s): 1 - 5


▶ Abstract **HTML**  

- Improvement of Liver Function from Lemon Pepper Fruit Ethanol Extract in Streptozotocin-Induced Wistar Rats** 
Linda Chiuman; Chrismis Novalinda Ginting; Ok Yulizal; Suhartomi; Veranyca Chiuman
2021 IEEE International Conference on Health, Instrumentation & Measurement, and Natural Sciences (InHeNce)
Year: 2021


-
- Effectivity of Nano herbal Andaliman (Zanthoxylum acanthopodium) to the Vascular Endothelial Growth Factor (VEGF) expression in burn wound in diabetic rats** 
Risma Dumiri Manurung; Syafruddin Ilyas; Salomo Hutahaean; Rosidah Rosidah; Rostime Hermayerni Simanullang
Publication Year: 2021 , Page(s): 1 - 5


▶ Abstract [HTML](#)  

- Effectivity of Nano herbal Andaliman (Zanthoxylum acanthopodium) to the Vascular Endothelial Growth Factor (VEGF) expression in burn wound in diabetic rats** 
Risma Dumiri Manurung; Syafruddin Ilyas; Salomo Hutahaean; Rosidah Rosidah; Rostime Hermayerni Simanullang
2021 IEEE International Conference on Health, Instrumentation & Measurement, and Natural Sciences (InHeNce)
Year: 2021


-
- Progress of Zn(O,S) based Nanoparticles for Hydrogen Evolution Reaction and its Application for Hydrogenation Reaction** 
Hairus Abdullah; Noto Susanto Gultom; Dong-Hau Kuo; Hardy Shuwanto
Publication Year: 2021 , Page(s): 1 - 6





▶ Abstract [HTML](#)  





- Progress of Zn(O,S) based Nanoparticles for Hydrogen Evolution Reaction and its Application for Hydrogenation Reaction** 
Hairus Abdullah; Noto Susanto Gultom; Dong-Hau Kuo; Hardy Shuwanto
2021 IEEE International Conference on Health, Instrumentation & Measurement, and Natural Sciences (InHeNce)
Year: 2021





-
- Synthesis of Photocatalyst Fe₃O₄-CuO/activated carbon for removal of Aniline in water** 
Allwar Allwar; Hasna Putri Wibawanti; Rina Maulina; Septianti Putri Shopiar; Rizky Frio Abimanyu; Feby Rahmawati
Publication Year: 2021 , Page(s): 1 - 5


▶ Abstract [HTML](#)  

- Synthesis of Photocatalyst Fe₃O₄-CuO/activated carbon for removal of Aniline in water** 
Allwar Allwar; Hasna Putri Wibawanti; Rina Maulina; Septianti Putri Shopiar; Rizky Frio Abimanyu; Feby Rahmawati
2021 IEEE International Conference on Health, Instrumentation & Measurement, and Natural Sciences (InHeNce)
Year: 2021

- Liver Protection Activity of Sunkist Orange (*Citrus sinensis* L. Osbeck) Peels in Cyclophosphamide Induced Male Wistar Rat** 
Yolanda Eliza Putri Lubis; Maya Sari Mutia
Publication Year: 2021 , Page(s): 1 - 5
- ▶ Abstract **HTML**  
- Liver Protection Activity of Sunkist Orange (*Citrus sinensis* L. Osbeck) Peels in Cyclophosphamide Induced Male Wistar Rat** 
Yolanda Eliza Putri Lubis; Maya Sari Mutia
2021 IEEE International Conference on Health, Instrumentation & Measurement, and Natural Sciences (InHeNce)
Year: 2021

- Relationship between Cervical Vertebrae Maturity Levels with Mandibular Growth at the Age of 8 – 20 Years in Batak Tribe** 
Hilda Fitria Lubis; Christine Lumban Gaol
Publication Year: 2021 , Page(s): 1 - 5
- ▶ Abstract **HTML**  
- Relationship between Cervical Vertebrae Maturity Levels with Mandibular Growth at the Age of 8 – 20 Years in Batak Tribe** 
Hilda Fitria Lubis; Christine Lumban Gaol
2021 IEEE International Conference on Health, Instrumentation & Measurement, and Natural Sciences (InHeNce)
Year: 2021

- Potential Polymorphism of BMP-2 rs235768 in North Sumatra sub-population with Mandibular Asymmetry** 
Felicia; Ervina Sofyanti; Trelia Boel; Denny Satria; Donny Nauphar
Publication Year: 2021 , Page(s): 1 - 5
- ▶ Abstract **HTML**  
- Potential Polymorphism of BMP-2 rs235768 in North Sumatra sub-population with Mandibular Asymmetry** 
Felicia; Ervina Sofyanti; Trelia Boel; Denny Satria; Donny Nauphar
2021 IEEE International Conference on Health, Instrumentation & Measurement, and Natural Sciences (InHeNce)
Year: 2021

- Scheduling for Healthcare Centre for COVID-19: Deep** 


Learning and Genetic Algorithmic Approach

Rasmika Billa; Mohammad Abdul Razzaq; Indranil

Mukhopadhyay; Santanu Mandal

Publication Year: 2021 , Page(s): 1 - 5

▶ Abstract **HTML**  

-
- Scheduling for Healthcare Centre for COVID-19: Deep Learning and Genetic Algorithmic Approach**
- 

Rasmika Billa; Mohammad Abdul Razzaq; Indranil

Mukhopadhyay; Santanu Mandal

2021 IEEE International Conference on Health, Instrumentation & Measurement, and Natural Sciences (InHeNce)

Year: 2021

-
- Potential of Human Wharton's Jelly Mesenchymal Stem Cells (hWJMSCs) Secretome for COVID-19 Adjuvant Therapy Candidate**
- 

Wahyu Widowati; Teresa Liliana Wargasetia; Fanny


Rahardja; Rimonta F Gunanegara; Tri Handayani; Hanna Sari

Widya Kusuma; Seila Arumwardana; Cahyaning Riski

Wijayanti; Rizal Rizal

Publication Year: 2021 , Page(s): 1 - 6

▶ Abstract **HTML**  

-
- Potential of Human Wharton's Jelly Mesenchymal Stem Cells (hWJMSCs) Secretome for COVID-19 Adjuvant Therapy Candidate**
- 

Wahyu Widowati; Teresa Liliana Wargasetia; Fanny

Rahardja; Rimonta F Gunanegara; Tri Handayani; Hanna Sari

Widya Kusuma; Seila Arumwardana; Cahyaning Riski

Wijayanti; Rizal Rizal

2021 IEEE International Conference on Health, Instrumentation & Measurement, and Natural Sciences (InHeNce)

Year: 2021


-
- Animals and Technology in Space: A Perspective from Aerospace Engineering to Veterinary Medicine**
- 

Andrés D. Reina; José Cornejo; Sergio Galvis-Forero; Eduardo

Guzman; Reynaldo Oliva-Hernández

Publication Year: 2021 , Page(s): 1 - 6

▶ Abstract **HTML**  

-
- Animals and Technology in Space: A Perspective from Aerospace Engineering to Veterinary Medicine**
- 

Andrés D. Reina; José Cornejo; Sergio Galvis-

Forero; Eduardo Guzman; Reynaldo Oliva-Hernández

2021 IEEE International Conference on Health, Instrumentation & Measurement, and Natural Sciences (InHeNce)












Year: 2021


-
- Stronger Antibacterial Efficacy of Red Beetroots Compared to Red Dragon Fruit Peels Extract on Streptococcus mutans**
- 

Winda Khosasi; Jevon Felim; Shavilla Lukita; Mellisa

Sim; Steven Wijaya; Florenly

Publication Year: 2021 , Page(s): 1 - 5

- ▶ Abstract **HTML**   
- Stronger Antibacterial Efficacy of Red Beetroots Compared to Red Dragon Fruit Peels Extract on Streptococcus mutans**
- Winda Khosasi; Jevon Felim; Shavilla Lukita; Mellisa Sim; Steven Wijaya; Florenly
2021 IEEE International Conference on Health, Instrumentation & Measurement, and Natural Sciences (InHeNce)
Year: 2021
-
- HIPAA-based Analysis on the Awareness Level of Medical Personnel in Indonesia to Secure Electronic Protected Health Information (ePHI)** 
- Hidayah; Kalamullah Ramli
Publication Year: 2021 , Page(s): 1 - 6
- ▶ Abstract **HTML**   
- HIPAA-based Analysis on the Awareness Level of Medical Personnel in Indonesia to Secure Electronic Protected Health Information (ePHI)**
- Hidayah; Kalamullah Ramli
2021 IEEE International Conference on Health, Instrumentation & Measurement, and Natural Sciences (InHeNce)
Year: 2021
-
- Measurement of Gas Bubbles Distribution on Electroflotation Process Using Titanium and Stainless Steel Electrode with DinoCapture 2.0** 
- Rudy Syah Putra; Desi Arrunillah; Farikhatul Fitria; Nadia Ripki
Publication Year: 2021 , Page(s): 1 - 5
- ▶ Abstract **HTML**   
- Measurement of Gas Bubbles Distribution on Electroflotation Process Using Titanium and Stainless Steel Electrode with DinoCapture 2.0**
- Rudy Syah Putra; Desi Arrunillah; Farikhatul Fitria; Nadia Ripki
2021 IEEE International Conference on Health, Instrumentation & Measurement, and Natural Sciences (InHeNce)
Year: 2021
-

Artificial Intelligence in Medicine: A review of challenges in implementation and disparity 

Alwin Kumar Rathinam; Yunli Lee; David Ngo Chek Ling; Rajesh Singh; Lakshmi Selvaratnam; Narendra Pamidi

Publication Year: 2021 , Page(s): 1 - 6

IEEE Personal Account

CHANGE USERNAME/PASSWORD

Purchase Details **HTML**  **Profile Information** 

Artificial Intelligence in Medicine: A review of challenges in implementation and disparity

VIEW PURCHASED DOCUMENTS

Alwin Kumar Rathinam; Yunli Lee; David Ngo Chek Ling; Rajesh Singh; Lakshmi Selvaratnam; Narendra Pamidi

2021 IEEE International Conference on Health, Instrumentation & Measurement, and Natural Sciences (InHeNce)

Year: 2021

Need Help?

US & CANADA: +1 800 678 4333

WORLDWIDE: +1 732 981 0060

CONTACT & SUPPORT

Follow

About IEEE Xplore | Contact Us | Help | Accessibility | Terms of Use | Nondiscrimination Policy | IEEE Ethics Reporting  | Sitemap | Privacy & Opting Out of Cookies

A not-for-profit organization, IEEE is the world's largest technical professional organization dedicated to advancing technology for the benefit of humanity.

Antioxidant, Total Phenol, Total Flavonoid, and LC-MS/MS Analysis of Pometia Pinnata Ethanol Extract 

Adrian, Rony Abdi Syahputra, Sukirman Lie, Steven Theo, Sony Eka Nugraha

Publication Year: 2021 , Page(s): 1 - 5



© Copyright 2022 IEEE - All rights reserved.

IEEE Account

» Change Username/Password

» Update Address

Antioxidant, Total Phenol, Total Flavonoid, and LC-MS/MS Analysis of Pometia Pinnata Ethanol Extract 

Purchase Details **HTML**  **Profile Information** 

» Payment Options » Communications Preferences

» Order History » Profession and Education

» View Purchased Documents » Technical Interests

Adrian, Rony Abdi Syahputra; Sukirman Lie; Steven Theo; Sony Eka Nugraha

2021 IEEE International Conference on Health, Instrumentation & Measurement, and Natural Sciences (InHeNce)

Year: 2021

Need Help?

» **US & Canada:** +1 800 678 4333

» **Worldwide:** +1 732 981 0060

» Contact & Support

About IEEE Xplore | Contact Us | Help | Accessibility | Terms of Use | Nondiscrimination Policy | Sitemap | Privacy & Opting Out of Cookies

A not-for-profit organization, IEEE is the world's largest technical professional organization dedicated to advancing technology for the benefit of humanity.

© Copyright 2022 IEEE - All rights reserved. Use of this web site signifies your agreement to the terms and conditions.

Scheduled Maintenance: On Tuesday, February 8, IEEE Xplore will undergo scheduled maintenance from 7:00-9:00pm ET. During this time, there may be intermittent impact on performance. We apologize for any inconvenience. ✕

IEEE.org [IEEE Xplore](#) IEEE-SA IEEE Spectrum More Sites

Cart [Create Account](#) [Personal Sign In](#)



IEEE Xplore®

[Browse](#) [My Settings](#) [Help](#)

Access provided by:
Universitas Indonesia

[Sign Out](#)



Access provided by:
Universitas Indonesia

[Sign Out](#)

All

Search within Publication



ADVANCED SEARCH

Quick Links

[Search for Upcoming Conferences](#)
[Browse Conferences > Health, Instrumentation & Meas... > 2021 IEEE International Confer...](#) [?](#)
[IEEE Publication Recommender](#)

[IEEE Author Center](#)

Health, Instrumentation & Measurement, and Natural Sciences (InHeNce), IEEE Proceedings

The proceedings of this conference will be available for purchase through Curran Associates.

Health, Instrumentation & Measurement, and Natural Sciences (InHeNce), 2021 IEEE International Conference on

Print on Demand **Purchase at Partner**

[Copy Persistent Link](#) [Browse Title List](#) [Sign up for Conference Alerts](#)

Proceedings

[All Proceedings](#)

[Popular](#)

2021 IEEE International Conference on Health, Instrumentation & Measurement, and Natural Sciences

(InHeNce) [doi](#)

14-16 July 2021

DOI:

10.1109/InHeNce52833.2021

Search within results



[Download PDFs](#) | [Per Page: 1](#) [Per Page 25](#) | [Export](#) | [Email Selected Results](#)

Showing **26-50** of **89**

Filter

sort: [1](#) Sort Sequence

| [Email](#)

Refine

[Author](#)

[Affiliation](#)

[Conference Location](#)

Extracted Passiflora edulis Pulp to Reduce Inflammation in LPS-activated Macrophage Cell Line: RAW 264.7

Lily Widjaja; Cindy Denhara Wijaya; Mellisa Sim; Wahyu

Widowati; Lina Hadi; Florenly

Publication Year: 2021, Page(s): 1 - 5

[Abstract](#) [HTML](#) [PDF](#) [©](#)



Quick Links

[Search for Upcoming](#)













Conferences
IEEE Publication
Recommender
IEEE Author Center













Proceedings

The proceedings of this conference will be available for purchase through Curran Associates.

Health, Instrumentation & Measurement, and Natural Sciences (InHeNce), 2021 IEEE International Conference on

Print on Demand **Purchase at Partner**

- Extracted Passiflora edulis Pulp to Reduce Inflammation in LPS-activated Macrophage Cell Line: RAW 264.7** 
- Lily Widjaja; Cindy Denhara Wijaya; Mellisa Sim; Wahyu Widowati; Lina Hadi; Florenly
2021 IEEE International Conference on Health, Instrumentation & Measurement, and Natural Sciences (InHeNce)
Year: 2021
-
- Analysis of Bubbles Size Produced in Electroflotation Using Graphite and Stainless Steel Electrode With DinoCapture 2.0** 
- Rudy Syah Putra; Muhammad Sarkawi; Farokhatul Faikha; Ludfi Fitmoko
Publication Year: 2021 , Page(s): 1 - 5
- ▶ Abstract **HTML**  
- Analysis of Bubbles Size Produced in Electroflotation Using Graphite and Stainless Steel Electrode With DinoCapture 2.0** 
- Rudy Syah Putra; Muhammad Sarkawi; Farokhatul Faikha; Ludfi Fitmoko
2021 IEEE International Conference on Health, Instrumentation & Measurement, and Natural Sciences (InHeNce)
Year: 2021
-
- Development of a heart wave transmitter between android devices using iLBC coding over the internet** 
- Alexander Diaz Maldonado; Juan Ludwing-Bryam Alfaro Gonzales
Publication Year: 2021 , Page(s): 1 - 4
- ▶ Abstract **HTML**  
- Development of a heart wave transmitter between android devices using iLBC coding over the internet** 
- Alexander Diaz Maldonado; Juan Ludwing-Bryam Alfaro Gonzales
2021 IEEE International Conference on Health, Instrumentation & Measurement, and Natural Sciences (InHeNce)
Year: 2021
-
- Anti-Aging Effectiveness of Red Spinach Extract Ointment (Amaranthus Tricolor L.) Against Collagen, Elasticity, Hydration, Sebum, and Pigment Levels in Wistar Rats** 
- Amelia; Ermi Girsang; Ali Napiah Nasution; Chrismis Novalinda Ginting
Publication Year: 2021 , Page(s): 1 - 6
- ▶ Abstract **HTML**  

- Anti-Aging Effectiveness of Red Spinach Extract Ointment (*Amaranthus Tricolor L.*) Against Collagen, Elasticity, Hydration, Sebum, and Pigment Levels in Wistar Rats** 
- Amelia; Ermi Girsang; Ali Napiyah Nasution; Chrismis Novalinda Ginting
2021 IEEE International Conference on Health, Instrumentation & Measurement, and Natural Sciences (InHeNce)
Year: 2021
-
- Potential of *Gnetum gnemon L.* Seed Extract Against Insulin Levels and PDX-1 Expression in Diabetes Mellitus Rats Model** 
- Rosni Rosni; I Nyoman Ehrich Lister; Edy Fachrial; Sahna Ferdinand Ginting; Wahyu Widowati; Cintani Dewi Wahyuni
Publication Year: 2021 , Page(s): 1 - 5
- ▶ Abstract **HTML**  
- Potential of *Gnetum gnemon L.* Seed Extract Against Insulin Levels and PDX-1 Expression in Diabetes Mellitus Rats Model** 
- Rosni Rosni; I Nyoman Ehrich Lister; Edy Fachrial; Sahna Ferdinand Ginting; Wahyu Widowati; Cintani Dewi Wahyuni
2021 IEEE International Conference on Health, Instrumentation & Measurement, and Natural Sciences (InHeNce)
Year: 2021
-
- Antioxidant Properties of Soybean (*Glycine max L.*) Extract and Isoflavone** 
- Wahyu Widowati; Didik Pryandoko; Cintani Dewi Wahyuni; Meganita Marthania; Hanna Sari Widya Kusuma; Tri Handayani; Rizal
Publication Year: 2021 , Page(s): 1 - 6
- ▶ Abstract **HTML**  
- Antioxidant Properties of Soybean (*Glycine max L.*) Extract and Isoflavone** 
- Wahyu Widowati; Didik Pryandoko; Cintani Dewi Wahyuni; Meganita Marthania; Hanna Sari Widya Kusuma; Tri Handayani; Rizal
2021 IEEE International Conference on Health, Instrumentation & Measurement, and Natural Sciences (InHeNce)
Year: 2021
-
- Syzygium polyanthum* Ethanol Extract Ameliorates Benzene-induced Nephrotoxicity in Rats** 
- Rimin; I Nyoman Ehrich Lister; Sukirman Lie; Ali Napiyah Nasution
Publication Year: 2021 , Page(s): 1 - 6
- ▶ Abstract **HTML**  

- Syzygium polyanthum Ethanol Extract Ameliorates Benzene-induced Nephrotoxicity in Rats**
Rimin; I Nyoman Ehrich Lister; Sukirman Lie; Ali Napiah Nasution
2021 IEEE International Conference on Health, Instrumentation & Measurement, and Natural Sciences (InHeNce)
Year: 2021

-
- Information Systems Of School Financial Management With Digital Signature Recognition Using MobileNet Algorithm**
Dwi Sunaryono; Chaniyah Zulfa Mukhlisah; Siti Rochimah; Irzal Ahmad Sabilla
Publication Year: 2021 , Page(s): 1 - 6

▶ Abstract **HTML**  

- Information Systems Of School Financial Management With Digital Signature Recognition Using MobileNet Algorithm**
Dwi Sunaryono; Chaniyah Zulfa Mukhlisah; Siti Rochimah; Irzal Ahmad Sabilla
2021 IEEE International Conference on Health, Instrumentation & Measurement, and Natural Sciences (InHeNce)
Year: 2021

-
- The Protective Effect of Ethanolic Extract of Syzygium Polyanthum on the Pancreas of Benzene-Induced Rats**
Rosmerry Simanjuntak; I Nyoman Ehrich Lister; Sukirman Lie
Publication Year: 2021 , Page(s): 1 - 6

▶ Abstract **HTML**  

- The Protective Effect of Ethanolic Extract of Syzygium Polyanthum on the Pancreas of Benzene-Induced Rats**
Rosmerry Simanjuntak; I Nyoman Ehrich Lister; Sukirman Lie
2021 IEEE International Conference on Health, Instrumentation & Measurement, and Natural Sciences (InHeNce)
Year: 2021

-
- Hematological Profiles of Benzene-Induced Rats Treated with Ethanolic Extract of Syzygium Polyanthum**
Robert Komaria; I Nyoman Ehrich Lister; Sukirman Lie
Publication Year: 2021 , Page(s): 1 - 6

▶ Abstract **HTML**  

- Hematological Profiles of Benzene-Induced Rats Treated with Ethanolic Extract of Syzygium Polyanthum**
Robert Komaria; I Nyoman Ehrich Lister; Sukirman Lie
2021 IEEE International Conference on Health, Instrumentation & Measurement, and Natural Sciences (InHeNce)
Year: 2021

-
- Role of Platelet-Rich Plasma to Sperm Quality in Male Partners Undergoing Infertility Treatment**
Jesselyn Angellee; Chrismis Novalinda Ginting; Linda

Chiuman; Binarwan Halim
Publication Year: 2021 , Page(s): 1 - 5

► Abstract **HTML**  


- Role of Platelet-Rich Plasma to Sperm Quality in Male Partners Undergoing Infertility Treatment** 

Jesselyn Angellee; Chrismis Novalinda Ginting; Linda Chiuman; Binarwan Halim
2021 IEEE International Conference on Health, Instrumentation & Measurement, and Natural Sciences (InHeNce)
Year: 2021

- Antioxidant Activity, Total Phenol, and Total Flavonoid of Syzygium Polyanthum** 

Loudfy Eka Widyawaty; I Nyoman Ehrich Lister; Sukirman Lie
Publication Year: 2021 , Page(s): 1 - 5

► Abstract **HTML**  


- Antioxidant Activity, Total Phenol, and Total Flavonoid of Syzygium Polyanthum** 

Loudfy Eka Widyawaty; I Nyoman Ehrich Lister; Sukirman Lie
2021 IEEE International Conference on Health, Instrumentation & Measurement, and Natural Sciences (InHeNce)
Year: 2021

- Anti-hyperuricemia of Avocado Leaves Ethanol Extract in Potassium Oxonate Induced-Rats** 

Riska Tini Amis; Chrismis Novalinda Ginting; Sahna Ferdinand; Refi Ikhtiari
Publication Year: 2021 , Page(s): 1 - 5

► Abstract **HTML**  


- Anti-hyperuricemia of Avocado Leaves Ethanol Extract in Potassium Oxonate Induced-Rats** 

Riska Tini Amis; Chrismis Novalinda Ginting; Sahna Ferdinand; Refi Ikhtiari
2021 IEEE International Conference on Health, Instrumentation & Measurement, and Natural Sciences (InHeNce)
Year: 2021


- Evaluation of Honey Effectivity on Burned-Wound Contraction in Rattus Norvegicus** 

Nur Aidah; I Nyoman Ehrich Lister; Chrismis Novalinda Ginting; Refi Ikhtiari
Publication Year: 2021 , Page(s): 1 - 5


► Abstract **HTML**  


- Evaluation of Honey Effectivity on Burned-Wound Contraction in Rattus Norvegicus** 

Nur Aidah; I Nyoman Ehrich Lister; Chrismis Novalinda Ginting; Refi Ikhtiari
2021 IEEE International Conference on Health, Instrumentation & Measurement, and Natural Sciences (InHeNce)
Year: 2021


- The Hepatoprotective Effect of White Turmeric Ethanol Extract on Cyclophosphamide-Induced Male Wistar Rats** 
Timbul M Panjaitan; Chrismis Novalinda Ginting; Linda Chiuman; Adrian Khu
Publication Year: 2021 , Page(s): 1 - 5


▶ Abstract **HTML**  

- The Hepatoprotective Effect of White Turmeric Ethanol Extract on Cyclophosphamide-Induced Male Wistar Rats** 
Timbul M Panjaitan; Chrismis Novalinda Ginting; Linda Chiuman; Adrian Khu
2021 IEEE International Conference on Health, Instrumentation & Measurement, and Natural Sciences (InHeNce)
Year: 2021

-
- Identification of Chemical Compounds to Predict In Silico Toxicity using Syzygium polyanthum Ethanol Extract** 
Focoriyena Mendrofa; I Nyoman Ehrich Lister; Sukirman Lie
Publication Year: 2021 , Page(s): 1 - 4


▶ Abstract **HTML**  

- Identification of Chemical Compounds to Predict In Silico Toxicity using Syzygium polyanthum Ethanol Extract** 
Focoriyena Mendrofa; I Nyoman Ehrich Lister; Sukirman Lie
2021 IEEE International Conference on Health, Instrumentation & Measurement, and Natural Sciences (InHeNce)
Year: 2021














-
- The Impact of Red Dragon Fruit (Hylocereus polyrhizus) Consumption on Improving Cell Function in Mitochondria in Delaying Fatigue during Strenuous Exercise** 
Gusbakti Rusip; Syafruddin Ilyas; Chrismis Novalinda Ginting
Publication Year: 2021 , Page(s): 1 - 5


▶ Abstract **HTML**  

- The Impact of Red Dragon Fruit (Hylocereus polyrhizus) Consumption on Improving Cell Function in Mitochondria in Delaying Fatigue during Strenuous Exercise** 
Gusbakti Rusip; Syafruddin Ilyas; Chrismis Novalinda Ginting
2021 IEEE International Conference on Health, Instrumentation & Measurement, and Natural Sciences (InHeNce)
Year: 2021


-
- Ethanollic Extract of Syzygium polyanthum Effect in Reduce Biomarkers Levels to Prevent Rats Liver Damage** 
Norma Elmawati Nindy Sari; I Nyoman Ehrich Lister; Sukirman Lie
Publication Year: 2021 , Page(s): 1 - 5


▶ Abstract **HTML**  

-
- Ethanollic Extract of Syzygium polyanthum Effect in Reduce Biomarkers Levels to Prevent Rats Liver Damage** 
- Norma Elmawati Nindy Sari; I Nyoman Ehrich
Lister; Sukirman Lie
2021 IEEE International Conference on Health, Instrumentation & Measurement, and Natural Sciences (InHeNce)
Year: 2021
-
- Reduction of Tropinin Levels in Rats through Cardioprotective Activity of Syzygium Polyanthum Ethanol Extract** 
- Daniel Agustinus Teddy Soemijarto; I Nyoman Ehrich
Lister; Sukirman Lie
Publication Year: 2021 , Page(s): 1 - 5
- ▶ Abstract **HTML**  
- Reduction of Tropinin Levels in Rats through Cardioprotective Activity of Syzygium Polyanthum Ethanol Extract** 
- Daniel Agustinus Teddy Soemijarto; I Nyoman Ehrich
Lister; Sukirman Lie
2021 IEEE International Conference on Health, Instrumentation & Measurement, and Natural Sciences (InHeNce)
Year: 2021
-
- Papaya Latex for Healing the Second Degree of Burn Wound in Male Mice** 
- Kuning Eny Surya; Adrian Khu; Ahmad Raif; Refi Ikhtiari
Publication Year: 2021 , Page(s): 1 - 6
- ▶ Abstract **HTML**  
- Papaya Latex for Healing the Second Degree of Burn Wound in Male Mice** 
- Kuning Eny Surya; Adrian Khu; Ahmad Raif; Refi Ikhtiari
2021 IEEE International Conference on Health, Instrumentation & Measurement, and Natural Sciences (InHeNce)
Year: 2021
-
- The Effect of Administration Fig Leaf Tea to Reduce Blood Glucose Levels In Diabetes Mellitus Patients** 
- Agreyes Ganika br Bangun; Dameria; Arini Setiawaty
Pardede; Masryna Siagian
Publication Year: 2021 , Page(s): 1 - 5
- ▶ Abstract **HTML**  
- The Effect of Administration Fig Leaf Tea to Reduce Blood Glucose Levels In Diabetes Mellitus Patients** 
- Agreyes Ganika br Bangun; Dameria; Arini Setiawaty
Pardede; Masryna Siagian
2021 IEEE International Conference on Health, Instrumentation & Measurement, and Natural Sciences (InHeNce)
Year: 2021
-


- Pancreas Protective Effect Ethanol Extract of Curcuma on Rats Induced Doxorubicin** 
- Rizki Ramadani Lubis; Sahna Ferdinand Ginting; Chrismis Novalinda Ginting; Linda Chiuman
Publication Year: 2021 , Page(s): 1 - 5


► Abstract **HTML**  

- Pancreas Protective Effect Ethanol Extract of Curcuma on Rats Induced Doxorubicin** 
- Rizki Ramadani Lubis; Sahna Ferdinand Ginting; Chrismis Novalinda Ginting; Linda Chiuman
2021 IEEE International Conference on Health, Instrumentation & Measurement, and Natural Sciences (InHeNce)
Year: 2021


- Neuroprotective Effect of Syzygium Polyanthum Extract on TNF Alpha and Dopamine Levels in Benzene-induced Rats** 
- Steven Theo; Sahna Ferdinand Ginting; Linda Chiuman; Chrismis Novalinda Ginting
Publication Year: 2021 , Page(s): 1 - 5

► Abstract **HTML**  

- Neuroprotective Effect of Syzygium Polyanthum Extract on TNF Alpha and Dopamine Levels in Benzene-induced Rats** 
- Steven Theo; Sahna Ferdinand Ginting; Linda Chiuman; Chrismis Novalinda Ginting
2021 IEEE International Conference on Health, Instrumentation & Measurement, and Natural Sciences (InHeNce)
Year: 2021

- Anti-diabetic Activity of The Rose Petal Methanolic Extract in Alloxan-Diabetic Rats** 
- Linda Wati; Linda Chiuman; Ali Napiah Nasution; Chrismis Novalinda Ginting
Publication Year: 2021 , Page(s): 1 - 5


► Abstract **HTML**  

- Anti-diabetic Activity of The Rose Petal Methanolic Extract in Alloxan-Diabetic Rats** 
- Linda Wati; Linda Chiuman; Ali Napiah Nasution; Chrismis Novalinda Ginting
2021 IEEE International Conference on Health, Instrumentation & Measurement, and Natural Sciences (InHeNce)
Year: 2021

IEEE Personal Account

CHANGE
USERNAME/PASSWORD

Purchase Details

- Exploration of Analgesic-Antipyretic Effect from Lemon Peppers Methanolic Extract** 
- Rutra Jaya Salim; Linda Chiuman; Ali Napiah Nasution; Chrismis Novalinda Ginting
Publication Year: 2021 , Page(s): 1 - 5

► Abstract **HTML**  

Profile Information

COMMUNICATIONS
PREFERENCES
PROFESSION AND
EDUCATION

TECHNICAL INTERESTS

Need Help?

 US & CANADA: +1 800 678
4333
WORLDWIDE: +1 732 981
0060
CONTACT & SUPPORT

Follow

About IEEE Xplore | Contact Us | Help | Accessibility | Terms of Use | Nondiscrimination Policy | Sitemap | Privacy & Opting Out of Cookies

Exploration of Artificial Antipyrin Effect from Ethnobotanical and Extract

Putra Jaya Salim; Linda Chiuman; Ali Napih Nasution; Chrismis Novalinda Ginting

A not-for-profit organization, IEEE is the world's largest technical professional organization dedicated to advancing technology for the benefit of humanity.

2021 IEEE International Conference on Health, Instrumentation & Measurement, and Natural Sciences (InHeM)

Year: 2021

© Copyright 2022 IEEE - All rights reserved.

IEEE Account

» Change Username/Password

» Update Address

Purchase Details

» Payment Options

» Order History

» View Purchased Documents

Profile Information

» Communications Preferences

» Profession and Education

» Technical Interests

Load More

Need Help?

» **US & Canada:** +1 800 678 4333

» **Worldwide:** +1 732 981 0060

» Contact & Support

< 1 2 3 4 >

About IEEE Xplore | Contact Us | Help | Accessibility | Terms of Use | Nondiscrimination Policy | Sitemap | Privacy & Opting Out of Cookies

A not-for-profit organization, IEEE is the world's largest technical professional organization dedicated to advancing technology for the benefit of humanity.

© Copyright 2022 IEEE - All rights reserved. Use of this web site signifies your agreement to the terms and conditions.

Scheduled Maintenance: On Tuesday, February 8, IEEE Xplore will undergo scheduled maintenance from 7:00-9:00pm ET. During this time, there may be intermittent impact on performance. We apologize for any inconvenience. ✕

IEEE.org [IEEE Xplore](#) IEEE-SA IEEE Spectrum More Sites

Cart [Create Account](#) [Personal Sign In](#)



IEEE Xplore®

[Browse](#) [My Settings](#) [Help](#)

Access provided by:
Universitas Indonesia

[Sign Out](#)



Access provided by:
Universitas Indonesia

[Sign Out](#)

All ▼

Search within Publication



ADVANCED SEARCH

Quick Links

[Search for Upcoming Conferences](#)
[Browse Conferences > Health, Instrumentation & Meas... > 2021 IEEE International Confer...](#) ?
[IEEE Publication Recommender](#)

[IEEE Author Center](#)

Health, Instrumentation & Measurement, and Natural Sciences (InHeNce), IEEE Proceedings

The proceedings of this conference will be available for purchase through Curran Associates.

Health, Instrumentation & Measurement, and Natural Sciences (InHeNce), 2021 IEEE International Conference on

Print on Demand **Purchase at Partner**

[Copy Persistent Link](#) [Browse Title List](#) [Sign up for Conference Alerts](#)

Proceedings

[All Proceedings](#)

[Popular](#)

2021 IEEE International Conference on Health, Instrumentation & Measurement, and Natural Sciences

(InHeNce) [doi](#)

14-16 July 2021

DOI:

10.1109/InHeNce52833.2021

Search within results



[Download PDFs](#) | [Per Page: 1 Per Page 25](#) | [Export](#) | [Email Selected Results](#)

Showing **51-75** of **89**

Filter

sort: [Sort Sequence](#)

[Email](#)

Refine

[Author](#)

[Affiliation](#)

[Conference Location](#)

Anti-Dyslipidemia Activity from Lemon Pepper in PTU and High Fat Diet Induced Rats

Laura Enika; Linda Chiuman; Ali Napiyah Nasution; Chrismis

Novalinda Ginting

Publication Year: 2021 , Page(s): 1 - 6

[Abstract](#) [HTML](#) [PDF](#) [CC](#)



Quick Links

[Search for Upcoming](#)


Conferences
IEEE Publication
Recommender
IEEE Author Center


Proceedings

The proceedings of this conference will be available for purchase through Curran Associates.


Health, Instrumentation & Measurement, and Natural Sciences (InHeNce), 2021 IEEE International Conference on


Print on Demand **Purchase at Partner**

- Anti-Dyslipidemia Activity from Lemon Pepper in PTU and High Fat Diet Induced Rats** 
Laura Enika; Linda Chiuman; Ali Napiyah Nasution; Chrismis Novalinda Ginting
2021 IEEE International Conference on Health, Instrumentation & Measurement, and Natural Sciences (InHeNce)
Year: 2021


- Association between Body Mass Index (BMI) and DNA Fragmentation Index** 
Kendy Gunawan; Edy Fachrial; Adek Amansyah; Binarwan Halim
Publication Year: 2021 , Page(s): 1 - 6


▶ Abstract **HTML**  

- Association between Body Mass Index (BMI) and DNA Fragmentation Index** 
Kendy Gunawan; Edy Fachrial; Adek Amansyah; Binarwan Halim
2021 IEEE International Conference on Health, Instrumentation & Measurement, and Natural Sciences (InHeNce)
Year: 2021

- Microencapsulation of Lemongrass Leaves Effect on Reactive Oxygen Species (ROS) Fibroblasts** 
Gisca Veronica; Komariah; Ln Gabriella Clara Maria
Publication Year: 2021 , Page(s): 1 - 5


▶ Abstract **HTML**  

















- Microencapsulation of Lemongrass Leaves Effect on Reactive Oxygen Species (ROS) Fibroblasts** 
Gisca Veronica; Komariah; Ln Gabriella Clara Maria
2021 IEEE International Conference on Health, Instrumentation & Measurement, and Natural Sciences (InHeNce)
Year: 2021

- Synthesis of Silver Nanoparticles from Lemongrass Leaves Induced Wound Healing by Reduction ROS Fibroblasts** 
Ln Gabriella Clara Maria; Komariah; Gisca Veronica
Publication Year: 2021 , Page(s): 1 - 5

▶ Abstract **HTML**  


- Synthesis of Silver Nanoparticles from Lemongrass Leaves Induced Wound Healing by Reduction ROS Fibroblasts** 
Ln Gabriella Clara Maria; Komariah; Gisca Veronica
2021 IEEE International Conference on Health, Instrumentation & Measurement, and Natural Sciences (InHeNce)
Year: 2021

- Effectiveness of reducing lead levels on feather shells with various types of filtrates** 
Putri Yunita Pane; Eti Rotua Baruto; Rizki Aulia
Riwanda; Hartono; Victor Trimanjaya Hulu; Ermi Girsang
Publication Year: 2021 , Page(s): 1 - 5

- Abstract** **HTML**   
- Effectiveness of reducing lead levels on feather shells with various types of filtrates**
- Putri Yunita Pane; Eti Rotua Baruto; Rizki Aulia
Riwanda; Hartono; Victor Trimanjaya Hulu; Ermi Girsang
2021 IEEE International Conference on Health, Instrumentation & Measurement, and Natural Sciences (InHeNce)
Year: 2021
-
- Antibiofilm Activity of Parabiotic Reuterin on Acrylic Resin Plates** 
- Armelia Sari Widyarman; Thalia Venessa Maukar; Rosalina Tjandrawinata; Citra Fragrantia Theodora
Publication Year: 2021 , Page(s): 1 - 6
- Abstract** **HTML**   
- Antibiofilm Activity of Parabiotic Reuterin on Acrylic Resin Plates**
- Armelia Sari Widyarman; Thalia Venessa Maukar; Rosalina Tjandrawinata; Citra Fragrantia Theodora
2021 IEEE International Conference on Health, Instrumentation & Measurement, and Natural Sciences (InHeNce)
Year: 2021
-
- Goji Berry Extract (Lycium barbarum L.) Efficacy on Oral Pathogen Biofilms** 
- Sheila Soesanto; Ricky Chandra Jaya Soen; Reynalda Oktaviani; Armelia Sari Widyarman
Publication Year: 2021 , Page(s): 1 - 6
- Abstract** **HTML**   
- Goji Berry Extract (Lycium barbarum L.) Efficacy on Oral Pathogen Biofilms**
- Sheila Soesanto; Ricky Chandra Jaya Soen; Reynalda Oktaviani; Armelia Sari Widyarman
2021 IEEE International Conference on Health, Instrumentation & Measurement, and Natural Sciences (InHeNce)
Year: 2021
-
- A Comparison of Commercial Mouthwashes Towards Oral Pathogens Biofilms in vitro** 
- Rahmi Amtha; Yohana Dela Derinda; Armelia Sari Widyarman
Publication Year: 2021 , Page(s): 1 - 5
- Abstract** **HTML**   
- A Comparison of Commercial Mouthwashes Towards Oral Pathogens Biofilms in vitro**
- Rahmi Amtha; Yohana Dela Derinda; Armelia Sari Widyarman
2021 IEEE International Conference on Health, Instrumentation & Measurement, and Natural Sciences (InHeNce)
Year: 2021
-
- Association Rules Analysis Using Algorithm Apriori And Fuzzy Normalization** 
- Meri Nova Marito Br.Sipahutar; Opim Salim Sitompul; Sutarman

Publication Year: 2021 , Page(s): 1 - 5

► Abstract **HTML**  


- Association Rules Analysis Using Algorithm Apriori And Fuzzy Normalization** 

Meri Nova Marito Br.Sipahutar; Opim Salim

Sitompul; Sutarman

2021 IEEE International Conference on Health, Instrumentation & Measurement, and Natural Sciences (InHeNce)


Year: 2021

-
- Adaboost Hybrid Algorithm with Color Space Transformation and Lighting Compensation Method to Detect Face Based on Emotion** 

Ade Linhar P; Tulus; Muhammad Zarlis

Publication Year: 2021 , Page(s): 1 - 6

► Abstract **HTML**  

- Adaboost Hybrid Algorithm with Color Space Transformation and Lighting Compensation Method to Detect Face Based on Emotion** 

Ade Linhar P; Tulus; Muhammad Zarlis

2021 IEEE International Conference on Health, Instrumentation & Measurement, and Natural Sciences (InHeNce)


Year: 2021

-
- Effects of Chili Sauce on the Absorbency and Diametral Tensile Strength of Nanocomposite** 

Joanna Nadia Sumaji; Esa Bella; Rosalina Tjandrawinata

Publication Year: 2021 , Page(s): 1 - 5

► Abstract **HTML**  

- Effects of Chili Sauce on the Absorbency and Diametral Tensile Strength of Nanocomposite** 

Joanna Nadia Sumaji; Esa Bella; Rosalina Tjandrawinata

2021 IEEE International Conference on Health, Instrumentation & Measurement, and Natural Sciences (InHeNce)


Year: 2021

-
- Effect of Moringa oleifera Leaves on Human Blood Coagulation Process** 

Yoshua Sander; Yessy Ariesanti; M. Orliando Roeslan

Publication Year: 2021 , Page(s): 1 - 5


► Abstract **HTML**  

- Effect of Moringa oleifera Leaves on Human Blood Coagulation Process** 

Yoshua Sander; Yessy Ariesanti; M. Orliando Roeslan

2021 IEEE International Conference on Health, Instrumentation & Measurement, and Natural Sciences (InHeNce)

Year: 2021


-
- Increase of Fibroblast Proliferation by Composite Membrane (Polyvinyl Alcohol - Collagen - Hydroxyapatite)** 

Yessy Ariesanti; Wiwiek Poedjiastoeti; Gilma Ayu Sriyanto; Yenni

Angraini

Publication Year: 2021 , Page(s): 1 - 5

▶ Abstract **HTML**  

- Increase of Fibroblast Proliferation by Composite Membrane (Polyvinyl Alcohol - Collagen - Hydroxyapatite)** 

Yessy Ariesanti; Wiwiek Poedjastoeti; Gilma Ayu Sriyanto; Yenni Angraini

2021 IEEE International Conference on Health, Instrumentation & Measurement, and Natural Sciences (InHeNce)


Year: 2021

-
- Smart Container Design for Transporting Virus Sample in Remote Areas** 

Henry Candra; Tjhwa Endang Djuana; Kuart Rahardjo Ts; Monica Dwi Hartanti; Rifai Chai

Publication Year: 2021 , Page(s): 1 - 6

▶ Abstract **HTML**  

- Smart Container Design for Transporting Virus Sample in Remote Areas** 

Henry Candra; Tjhwa Endang Djuana; Kuart Rahardjo Ts; Monica Dwi Hartanti; Rifai Chai

2021 IEEE International Conference on Health, Instrumentation & Measurement, and Natural Sciences (InHeNce)


Year: 2021

-
- Performance of Spectral, Autocorrelation and Peak Count Based PR Estimation Methods Under Normal/Abnormal PPG for Wearable Devices** 

Gangireddy Narendra Kumar Reddy; M. Sabarimalai Manikandan; N. V. L. Narasimha Murty

Publication Year: 2021 , Page(s): 1 - 6

▶ Abstract **HTML**  

- Performance of Spectral, Autocorrelation and Peak Count Based PR Estimation Methods Under Normal/Abnormal PPG for Wearable Devices** 

Gangireddy Narendra Kumar Reddy; M. Sabarimalai Manikandan; N. V. L. Narasimha Murty

2021 IEEE International Conference on Health, Instrumentation & Measurement, and Natural Sciences (InHeNce)


Year: 2021





-
- Nephroprotective Effect from Rose Petals (*Rosa damascena*) Extract Against Cadmium Toxicity** 





Suherman; Chrismis Novalinda Ginting; Linda Chiuman; Ali Napiyah Nasution





Publication Year: 2021 , Page(s): 1 - 6




▶ Abstract **HTML**  


- Nephroprotective Effect from Rose Petals (*Rosa damascena*) Extract Against Cadmium Toxicity** 
Suherman; Chrismis Novalinda Ginting; Linda Chiuman; Ali Napiah Nasution
2021 IEEE International Conference on Health, Instrumentation & Measurement, and Natural Sciences (InHeNce)
Year: 2021


- in silico Automatic Annotation of Phenolamides in Plants by Tandem Mass Spectra** 
Anker Zhao; Wanyang Sun
Publication Year: 2021 , Page(s): 1 - 5
- ▶ Abstract **HTML**  
- in silico Automatic Annotation of Phenolamides in Plants by Tandem Mass Spectra** 
Anker Zhao; Wanyang Sun
2021 IEEE International Conference on Health, Instrumentation & Measurement, and Natural Sciences (InHeNce)
Year: 2021

- Analysis Accuracy of Complementary Label for Multi-Class Classification: Case Study on Chest X-Ray Images** 
Muhammad Fadli Faiz; Hendri Murfi
Publication Year: 2021 , Page(s): 1 - 5
- ▶ Abstract **HTML**  
- Analysis Accuracy of Complementary Label for Multi-Class Classification: Case Study on Chest X-Ray Images** 
Muhammad Fadli Faiz; Hendri Murfi
2021 IEEE International Conference on Health, Instrumentation & Measurement, and Natural Sciences (InHeNce)
Year: 2021


- Demographic Factors and Total Muscle Mass are Associated with Handgrip Strength in Selected Indonesian Adults** 
Ayu Oktaviana; Elly Herwana
Publication Year: 2021 , Page(s): 1 - 5
- ▶ Abstract **HTML**  
- Demographic Factors and Total Muscle Mass are Associated with Handgrip Strength in Selected Indonesian Adults** 
Ayu Oktaviana; Elly Herwana
2021 IEEE International Conference on Health, Instrumentation & Measurement, and Natural Sciences (InHeNce)
Year: 2021


- The Effectiveness of Pelvic Rocking and Birthing Ball Exercise on Labor Pain during First Stage of Active Phase** 
Irna Nursanti; Diah Oktaviani; Dewi Anggraini; Toha Muhaimin
Publication Year: 2021 , Page(s): 1 - 4
- ▶ Abstract **HTML**  

- The Effectiveness of Pelvic Rocking and Birthing Ball Exercise on Labor Pain during First Stage of Active Phase** 
Irna Nursanti; Diah Oktaviani; Dewi Anggraini; Toha Muhaimin
2021 IEEE International Conference on Health, Instrumentation & Measurement, and Natural Sciences (InHeNce)
Year: 2021
-

- Phaleria Macrocarpa Crude Extract as Antidote for Cd (II) Contamination in Kidney Organs** 
Ali Napiyah Nasution; Rahmiana Zein; Refi Ikhtiari
Publication Year: 2021 , Page(s): 1 - 5


▶ Abstract **HTML**  

- Phaleria Macrocarpa Crude Extract as Antidote for Cd (II) Contamination in Kidney Organs** 
Ali Napiyah Nasution; Rahmiana Zein; Refi Ikhtiari
2021 IEEE International Conference on Health, Instrumentation & Measurement, and Natural Sciences (InHeNce)
Year: 2021
-

- Phytochemical and Antibacterial Analysis of Mangkokan Leaf Extract Against Salmonella typhimurium Bacteria** 
Sri Wahyuni Nasution; Stepfany Monica Helmin; Jessyca Sembiring S; Daniel Arswendo; Novia Fransiska Br S; Ronel Polin Sihombing
Publication Year: 2021 , Page(s): 1 - 5


▶ Abstract **HTML**  

- Phytochemical and Antibacterial Analysis of Mangkokan Leaf Extract Against Salmonella typhimurium Bacteria** 
Sri Wahyuni Nasution; Stepfany Monica Helmin; Jessyca Sembiring S; Daniel Arswendo; Novia Fransiska Br S; Ronel Polin Sihombing
2021 IEEE International Conference on Health, Instrumentation & Measurement, and Natural Sciences (InHeNce)
Year: 2021
-


Lightweight Compressed Sensing (CS) and Partial DCT Based Compression Schemes for Energy-Efficient Wearable PPG Monitoring Devices 

Gangireddy Narendra Kumar Reddy; M. Sabarimalai Manikandan; N. V. L. Narasimha Murty
 Publication Year: 2021 , Page(s): 1 - 6

▶ Abstract **HTML**  


Lightweight Compressed Sensing (CS) and Partial DCT Based Compression Schemes for Energy-Efficient Wearable PPG Monitoring Devices 

Gangireddy Narendra Kumar Reddy; M. Sabarimalai Manikandan; N. V. L. Narasimha Murty
 2021 IEEE International Conference on Health, Instrumentation & Measurement, and Natural Sciences (InHeNce)
 Year: 2021

Coexistence of Hemoglobin E Beta Thalassemia and Southeast Asian Ovalocytosis & RBC Changes Conferring Malarial Protection 

Azizon Othman; Muhammad Khairil Azizi Che Omar; Hafizah Hashim
 Publication Year: 2021 , Page(s): 1 - 5

▶ Abstract **HTML**  

Coexistence of Hemoglobin E Beta Thalassemia and Southeast Asian Ovalocytosis & RBC Changes Conferring Malarial Protection 


Azizon Othman; Muhammad Khairil Azizi Che Omar; Hafizah Hashim
 2021 IEEE International Conference on Health, Instrumentation & Measurement, and Natural Sciences (InHeNce)
 Year: 2021

IEEE Personal Account

CHANGE USERNAME/PASSWORD


Purchase Details

VIEW PURCHASED DOCUMENTS

Performance of True Transfer Learning using CNN DenseNet121 for COVID-19 Detection from Chest X-Ray Images 

Endang Tri Hastuti; Alhadi Bustamam; Prasnurzaki Anki Rizka Amalia; Amnia Salma
 Publication Year: 2021 , Page(s): 1 - 5

▶ Abstract **HTML**  

Performance of True Transfer Learning using CNN DenseNet121 for COVID-19 Detection from Chest X-Ray Images 

Endang Tri Hastuti; Alhadi Bustamam; Prasnurzaki Anki Rizka Amalia; Amnia Salma
 2021 IEEE International Conference on Health, Instrumentation & Measurement, and Natural Sciences (InHeNce)

Profile Information

COMMUNICATIONS PREFERENCES

PROFESSION AND EDUCATION

TECHNICAL INTERESTS

Need Help?

US & CANADA: +1 800 678 4333

WORLDWIDE: +1 732 981 0060

CONTACT & SUPPORT

Follow

About IEEE Xplore | Contact Us | Help | Accessibility | Terms of Use | Privacy & Opting Out of Cookies
 A not-for-profit organization, IEEE is the world's largest technical professional organization dedicated to advancing technology for the benefit of humanity.

Help | Accessibility | Terms of Use | Nondiscrimination Policy | IEEE Ethics Reporting | Sitemap |

© Copyright 2022 IEEE - All rights reserved.

IEEE Account

» Change Username/Password
 » Update Address

Purchase Details

Year: 2021
 » Payment Options
 » Order History
 » View Purchased Documents

Profile Information

» Communications Preferences
 » Profession and Education
 » Technical Interests

Need Help?

» **US & Canada:** +1 800 678 4333
 » **Worldwide:** +1 732 981 0060
 » Contact & Support

Load More

Scheduled Maintenance: On Tuesday, February 8, IEEE Xplore will undergo scheduled maintenance from 7:00-9:00pm ET. During this time, there may be intermittent impact on performance. We apologize for any inconvenience. ✕

IEEE.org [IEEE Xplore](#) IEEE-SA IEEE Spectrum More Sites

Cart [Create Account](#) [Personal Sign In](#)



IEEE Xplore®

[Browse](#) [My Settings](#) [Help](#)

Access provided by:
Universitas Indonesia

[Sign Out](#)



Access provided by:
Universitas Indonesia

[Sign Out](#)

All

Search within Publication



ADVANCED SEARCH

Quick Links

[Search for Upcoming Conferences](#)
[Browse Conferences > Health, Instrumentation & Meas... > 2021 IEEE International Confer...](#) [?](#)
[IEEE Publication Recommender](#)

[IEEE Author Center](#)

Health, Instrumentation & Measurement, and Natural Sciences (InHeNce), IEEE Proceedings

The proceedings of this conference will be available for purchase through Curran Associates.

Health, Instrumentation & Measurement, and Natural Sciences (InHeNce), 2021 IEEE International Conference on

Print on Demand **Purchase at Partner**

[Copy Persistent Link](#) [Browse Title List](#) [Sign up for Conference Alerts](#)

Proceedings

[All Proceedings](#)

[Popular](#)

2021 IEEE International Conference on Health, Instrumentation & Measurement, and Natural Sciences

(InHeNce) [doi](#)

14-16 July 2021

DOI:

10.1109/InHeNce52833.2021

Search within results



[Download PDFs](#) | [Per Page: 1](#) [Per Page 25](#) | [Export](#) | [Email Selected Results](#)

Showing **76-89** of **89**

Filter

sort: [1](#) Sort Sequence

| [Email](#)

Refine

[Author](#)

[Affiliation](#)

[Conference Location](#)

Wound Healing Activity of Avocado Peel Ointment against Second Degree Burn Wound

Ma I Yang; Ermi Girsang; Ali Napiyah Nasution; Chrismis

Novalinda Ginting

Publication Year: 2021, Page(s): 1 - 6

[Abstract](#)

[HTML](#)



Quick Links

[Search for Upcoming](#)


Conferences
IEEE Publication
Recommender
IEEE Author Center

Proceedings


The proceedings of this conference will be available for purchase through Curran Associates.

Health, Instrumentation & Measurement, and Natural Sciences (InHeNce), 2021 IEEE International Conference on

Print on Demand **Purchase at Partner**


Wound Healing Activity of Avocado Peel Ointment against Second Degree Burn Wound 

Ma I Yang; Ermi Girsang; Ali Napiyah Nasution; Chrismis Novalinda Ginting
2021 IEEE International Conference on Health, Instrumentation & Measurement, and Natural Sciences (InHeNce)
Year: 2021

Antihyperlipidemia Activity of Syzygium Polyanthum Ethanol Extract on Benzene Induced Rats 

Tondy Tondy; I Nyoman Ehrich Lister; Ali Napiyah Nasution; Sukirman Lie
Publication Year: 2021 , Page(s): 1 - 5

▶ Abstract **HTML**  


Antihyperlipidemia Activity of Syzygium Polyanthum Ethanol Extract on Benzene Induced Rats 

Tondy Tondy; I Nyoman Ehrich Lister; Ali Napiyah Nasution; Sukirman Lie
2021 IEEE International Conference on Health, Instrumentation & Measurement, and Natural Sciences (InHeNce)
Year: 2021

Sentiment Analysis of Public Reaction to COVID19 in Twitter Media using Naïve Bayes Classifier 

Nur Iksan; Djoko Adi Widodo; Budi Sunarko; Erika Devi Udayanti; Etika Kartikadharna
Publication Year: 2021 , Page(s): 1 - 4

▶ Abstract **HTML**  


Sentiment Analysis of Public Reaction to COVID19 in Twitter Media using Naïve Bayes Classifier 

Nur Iksan; Djoko Adi Widodo; Budi Sunarko; Erika Devi Udayanti; Etika Kartikadharna
2021 IEEE International Conference on Health, Instrumentation & Measurement, and Natural Sciences (InHeNce)
Year: 2021

Adaptive Land Management for Climate-Smart Agriculture 

I. P. Handayani; N. Folz
Publication Year: 2021 , Page(s): 1 - 7

▶ Abstract **HTML**  

Adaptive Land Management for Climate-Smart Agriculture 


I. P. Handayani; N. Folz
2021 IEEE International Conference on Health, Instrumentation & Measurement, and Natural Sciences (InHeNce)
Year: 2021

Automatic Vertebra Fracture & Classification using Dual Energy X-Ray Absorptiometry 

Tayyaba Faisal; Sumaira Kausar; Maryam K. Multani; Mehwish Parevez

Publication Year: 2021 , Page(s): 1 - 4

► Abstract **HTML**  

- Automatic Vertebra Fracture & Classification using Dual Energy X-Ray Absorptiometry** 

Tayyaba Faisal; Sumaira Kausar; Maryam K. Multani; Mehwish Parevez

2021 IEEE International Conference on Health, Instrumentation & Measurement, and Natural Sciences (InHeNce)


Year: 2021

- Development of Medical Robot Covid-19 based 2D mapping LIDAR and IMU Sensors** 

Arjon Turnip; George Michael Tampubolon; Sami Fauzan Ramadhan; Adhi Viari Nugraha; Agus Trisanto; Dessy Novita

Publication Year: 2021 , Page(s): 1 - 4

► Abstract **HTML**  

- Development of Medical Robot Covid-19 based 2D mapping LIDAR and IMU Sensors** 

Arjon Turnip; George Michael Tampubolon; Sami Fauzan Ramadhan; Adhi Viari Nugraha; Agus Trisanto; Dessy Novita

2021 IEEE International Conference on Health, Instrumentation & Measurement, and Natural Sciences (InHeNce)

Year: 2021

- Classification of Brain Signal Activities Before and After Consuming Soy Peptide Using Fuzzy Logic** 

Arjon Turnip; Gilbert F. Y. Sihombing; Giraldo F. J. Sihombing; George Michael Tampubolon; Peri Turnip; Dwi Esti Kusumandari

Publication Year: 2021 , Page(s): 1 - 6


► Abstract **HTML**  

- Classification of Brain Signal Activities Before and After Consuming Soy Peptide Using Fuzzy Logic** 

Arjon Turnip; Gilbert F. Y. Sihombing; Giraldo F. J. Sihombing; George Michael Tampubolon; Peri Turnip; Dwi Esti Kusumandari

2021 IEEE International Conference on Health, Instrumentation & Measurement, and Natural Sciences (InHeNce)

Year: 2021


- InHeNce 2021 Welcome Message** 

Publication Year: 2021 , Page(s): i - i


- InHeNce 2021 Welcome Message** 






















2021 IEEE International Conference on Health, Instrumentation & Measurement, and Natural Sciences (InHeNce)

Year: 2021

- InHeNce 2021 List of Committee** 

Publication Year: 2021 , Page(s): i - ii

- | | | |
|--------------------------|---|---|
| <input type="checkbox"/> | InHeNce 2021 List of Committee
2021 IEEE International Conference on Health,
Instrumentation & Measurement, and Natural Sciences
(InHeNce)
Year: 2021 |  |
| <hr/> | | |
| <input type="checkbox"/> | List of Reviewer [sic]
Publication Year: 2021 , Page(s): i - i |  |
| <input type="checkbox"/> |  
List of Reviewer [sic]
2021 IEEE International Conference on Health,
Instrumentation & Measurement, and Natural Sciences
(InHeNce)
Year: 2021 |  |
| <hr/> | | |
| <input type="checkbox"/> | Review Sample
Publication Year: 2021 , Page(s): i - ii |  |
| <input type="checkbox"/> |  
Review Sample
2021 IEEE International Conference on Health,
Instrumentation & Measurement, and Natural Sciences
(InHeNce)
Year: 2021 |  |
| <hr/> | | |
| <input type="checkbox"/> | Table of Contents
Publication Year: 2021 , Page(s): i - vi |  |
| <input type="checkbox"/> |  
Table of Contents
2021 IEEE International Conference on Health,
Instrumentation & Measurement, and Natural Sciences
(InHeNce)
Year: 2021 |  |
| <hr/> | | |
| <input type="checkbox"/> | [InHeNce 2021 Front cover]
Publication Year: 2021 , Page(s): c1 - c1 |  |
| <input type="checkbox"/> |  
[InHeNce 2021 Front cover]
2021 IEEE International Conference on Health,
Instrumentation & Measurement, and Natural Sciences
(InHeNce)
Year: 2021 |  |
| <hr/> | | |
| <input type="checkbox"/> | InHeNce 2021 Index of Author [sic]
Publication Year: 2021 , Page(s): i - iii |  |
| <input type="checkbox"/> |  
InHeNce 2021 Index of Author [sic]
2021 IEEE International Conference on Health,
Instrumentation & Measurement, and Natural Sciences
(InHeNce)
Year: 2021 |  |
| <hr/> | | |


CHANGE
USERNAME/PASSWORD

PAYMENT OPTIONS
VIEW PURCHASED
DOCUMENTS

COMMUNICATIONS
PREFERENCES
PROFESSION AND
EDUCATION
TECHNICAL INTERESTS

< 1 2 3 4
US & CANADA: +1 800 678
4333
WORLDWIDE: +1 732 981
0060
CONTACT & SUPPORT



[About IEEE Xplore](#) | [Contact Us](#) | [Help](#) | [Accessibility](#) | [Terms of Use](#) | [Nondiscrimination Policy](#) | [IEEE Ethics Reporting](#)  | [Sitemap](#) | [Privacy & Opting Out of Cookies](#)

A not-for-profit organization, IEEE is the world's largest technical professional organization dedicated to advancing technology for the benefit of humanity.

© Copyright 2022 IEEE - All rights reserved.

IEEE Account

- » [Change Username/Password](#)
- » [Update Address](#)

Purchase Details

- » [Payment Options](#)
- » [Order History](#)
- » [View Purchased Documents](#)

Profile Information

- » [Communications Preferences](#)
- » [Profession and Education](#)
- » [Technical Interests](#)

Need Help?

- » **US & Canada:** +1 800 678 4333
- » **Worldwide:** +1 732 981 0060
- » [Contact & Support](#)

[About IEEE Xplore](#) | [Contact Us](#) | [Help](#) | [Accessibility](#) | [Terms of Use](#) | [Nondiscrimination Policy](#) | [Sitemap](#) | [Privacy & Opting Out of Cookies](#)

A not-for-profit organization, IEEE is the world's largest technical professional organization dedicated to advancing technology for the benefit of humanity.

© Copyright 2022 IEEE - All rights reserved. Use of this web site signifies your agreement to the terms and conditions.

A

Abdi Dharma
Adang Bachtiar
Akim Pardede
Albert Hutapea
Ali Napiyah Nasution
Ario Betha Juanssilfero
Arjon Turnip
Azizon Binti Othman

C

Chrismis Novalinda Ginting

D

Deni Rahmat
Dessy Novita
Dian Ratih Laksmiawati
Didik Priyandoko

E

Edmi Edison
Endra Joeliando
Ermi Girsang
Ermita Isfandiary Ibrahim Ilyas
Erwin Handoko

F

Florenly Florenly
Fotarisman Zaluchu
Fotarisman Zalukhu

G

Gusbakti Rusip

H

Hairus Abdullah
Haripin Togap Sinaga
Hartono Hartono
Hwee Ming Cheng

I

I Nyoman Lister
Ihsan Iswaldi

J

José Aranguren

K

Kiki Kurniawan
Kuwat Triyana

L

Lakshmi Selvaratnam
Lee Yun Li
Linda Chiuman

M

Masteria Yunovilsa Putra
Meilinah H

Mhd Furqan

Monica Dwi Hartanti

Muhammad Hadi

N

Narendra Pamidi

Nurul Taufiqu Rochman

P

Pahala Sirait

Patricia Budihartanti Liman

R

R Buaton

Rahmiana Zein

Refi Ikhtiari

Riski Ginting

Rudy Syah Putra

S

Santy Deasy Siregar

Sovia Lenny

Sri Wahyuni Nasution

Sutikno

Suyitno

T

Titania Tjandrawati Nugroho

W

Wahyu Widowati

Wen-Tao Liu

Y

Yenny Yenny

Young Ho Kim

ORGANIZING COMMITTEE (OC)

Advisory Council	: Nyoman Ehrich Lister, Florenly, Chrismis Novalinda Ginting, Arjon Turnip, Endra Joelianto
General Chair	: Refi Ikhtiari
Secretary1	: Abdi Dharna
Secretary2	: Santy Deasy Siregar
Finance Chair	: Ermi Girsang
Technical Program Chair	: Florenly
Session Panel Chair	: Linda Chiuman
Publication Chair	: Arjon Turnip

INTERNATIONAL PROGRAM COMMITTEE (IPC)

José Aranguren	: University of Madrid, Spain
Young Ho Kim	: Chungnam National University
Wen-Tao Liu	: Nanjing Medical University, China
Kuwat Triyana	: Universitas Gadjah Mada, Indonesia
Hwee Ming Cheng	: University of Malaya, Malaysia
Azizon Binti Othman	: Sultanah Maliha Hospital, Langkawi, Malaysia
Adang Bachtiar	: Universitas Indonesia, Indonesia
Muhammad Hadi	: Universitas Muhammadiyah Jakarta, Indonesia
Ermita Isfandiary Ibrahim Ilyas	: Universitas Indonesia, Indonesia
Gusbakti Rusip	: Universitas Muhammadiyah Sumatera Utara, Indonesia
Rahmiana Zein	: Universitas Andalas, Indonesia
Titania Tj. Nugroho	: Universitas Riau, Indonesia
Nurul Taufiqu Rochman	: Lembaga Ilmu Pengetahuan Indonesia, Indonesia
Wahyu Widowati	: Universitas Kristen Maranatha, Indonesia
Arjon Turnip	: Universitas Padjajaran, Indonesia
Endra Joelianto	: Institut Teknologi Bandung Indonesia

Refi Ikhtiari	: Universitas Prima Indonesia, Indonesia
Hairus Abdullah	: National Taiwan University Science & Technology, Taiwan
Dessy Novita	: Universitas Padjadjaran, Indonesia
Erwin Handoko	: Universitas Prima Indonesia, Indonesia
Ihsan Iswaldi	: Universitas Prasetya Mulya, Indonesia
Masteria Yunovilsa Putra	: Lembaga Ilmu Pengetahuan Indonesia, Indonesia
Ario Betha Juanssilfero	: Lembaga Ilmu Pengetahuan Indonesia, Indonesia
Rudy Syahputra	: Universitas Islam Indonesia, Indonesia
Fotarisman Zalukhu	: Dinas Kesehatan Kota Gunungsitoli, Indonesia
Haripin Togap Sinaga	: Poltekkes Medan GIzi Lubuk Pakam, Indonesia
Edmi Edison	: Universitas Muhammadiyah Prof. Dr. HAMKA, Indonesia
Albert Hutapea	: Universitas Advent Indonesia, Indonesia
Suyitno	: Universitas Sebelas Maret, Indonesia
Sutikno	: Universitas Negeri Semarang, Indonesia
Sovia Lenny	: Universitas Sumatera Utara, Indonesia
Lee Yun Li	: Sunway University, Malaysia
Lakshmi Selvaratnam	: Monash University Malaysia
Narendra Pamidi	: Monash University Malaysia



UNIVERSITAS TRISAKTI
FAKULTAS KEDOKTERAN GIGI

Jl. Kyai Tapa (Grogol) – Jakarta Barat 11440 – (Kampus B)
Telp. 5672731 (Hunting), Fax. 5655787

SURAT TUGAS

No. 0983A/AU.00.02/Usakti/FKG-Dek/VII/2021

Dekan Fakultas Kedokteran Gigi Universitas Trisakti

Dasar : Kegiatan Seminar Inhence 2021 yang diselenggarakan pada 14 – 16 Juli 2021 oleh Universitas Prima Indonesia.

M E N U G A S I :

Kepada : Para Dosen dengan nama – nama sebagai berikut :

Drg. Wiwiek Poedjiastoeti, M.Kes, Sp.BM, PhD

Drg. Rosalina Tjandrawinata, MSi, PhD

Prof. drg. Rahmi Amtha, MDS, Sp.PM, PhD

Dr. drg. Armelia Sari, M.Kes

Dr. Komariah, S.Si, MBiomed

Drg. Yessy Ariesanti, Sp.BM

Drg. Sheila Soesanto, MKG

Untuk : Mengikuti pelaksanaan kegiatan seminar Inhence 2021 yang dilaksanakan secara daring pada 14 – 16 Juli 2021.

Demikian Surat Tugas ini dibuat untuk dilaksanakan sebagaimana mestinya dengan penuh rasa tanggung jawab dan melaporkan hasilnya kepada Pimpinan Fakultas.

Jakarta, 8 Juli 2021

Dekan,



Prof. Dr. drg. Tri Erri Astoeti, M.Kes.

Tembusan :
Para Wakil Dekan

CERTIFICATE

This Certificate is awarded to :

drg. Rosalina Tjandrawinata, M.Si., Ph.D.

for the contribution as a Presenter in :



July, 14-16th 2021
Medan - Indonesia

Refi Ikhtiari, Ph.D
General Chair

Organized by :



Co-organized by :



Antibiofilm Activity of Parabiotic Reuterin on Acrylic Resin Plates

by Drg. Rosalina Tjandrawinata 01

Submission date: 28-Sep-2021 10:26AM (UTC+0700)

Submission ID: 1659429017

File name: film_Activity_of_Parabiotic_Reuterin_on_Acrylic_Resin_Plates.pdf (3.67M)

Word count: 5207

Character count: 28107

Antibiofilm Activity of Parabiotic Reuterin on Acrylic Resin Plates

3

Armelia Sari Widyarman*
Microbiology Department Faculty of
Dentistry
Universitas Trisakti
Jakarta, Indonesia
armeliasari@trisakti.ac.id

Thalia Venessa Maukar
Undergraduate Student Faculty of
Dentistry
Universitas Trisakti
Jakarta, Indonesia
thaliavenessamaugar@gmail.com

20

Rosalina Tjandrawinata
Dental Material Department Faculty of
Dentistry
Universitas Trisakti
Jakarta, Indonesia
rosalina@trisakti.ac.id

14

Citra Fragrantia Theodora
Oral Biology Department Faculty of
Dentistry
Universitas Indonesia
Jakarta, Indonesia
citra.fragrantia02@ui.ac.id

Abstract— Denture stomatitis is the most common debilitating problem among denture users worldwide. An alternative treatment could be natural probiotics. Probiotic *Lactobacillus reuteri* produces an antimicrobial substance called reuterin. The aim of this study is to evaluate effectiveness of parabiotic reuterin towards *Candida albicans* and *Staphylococcus aureus* biofilms on acrylic resin plates. The minimum inhibitory concentrations (MICs) of reuterin towards *C. albicans* and *S. aureus* were evaluated. Thereafter, standard preventive and therapeutic assays were performed on biofilms grown on acrylic denture plates. The effect of reuterin on biofilms was quantified with crystal violet staining, colony counting, and qPCR. The experimental data were analyzed by appropriate statistical tests. The MICs of reuterin towards *S. aureus* and *C. albicans* were 100µg/mL and 25µg/mL, respectively ($p < 0.05$). Interestingly, reuterin exhibited antibiofilm activity against *S. aureus* and *C. albicans* at 100 µg/mL and eradicated the biofilms by 24 h incubation ($p < 0.05$). Moreover, reuterin was effective against monospecies and mixed-species biofilms on acrylic plates. This pilot study showed that reuterin has an antibiofilm activity against *C. albicans* and *S. aureus* biofilms by reducing biofilms' number as much as 83% and 94.5 % respectively, in the denture acrylic plate model. Hence, result will provide a basis for developing reuterin as a probiotic-based natural solution for denture stomatitis in the future.

Keywords—probiotic, reuterin, *C. albicans*, *S. aureus*, biofilms

I. INTRODUCTION

Dental and oral health problems are the most common health problems in the world. Particularly, Indonesia has a high percentage of dental and oral health problems. According to Indonesian Basic Health Research (RISKESDAS) in 2018, the most common dental health problems in Indonesia were toothache due to caries (45.3%), along with missing teeth due to extraction (19%), filled teeth due to caries (4.1%), and tooth loss (10.4%) [1]. Dental caries is the most common oral health problem worldwide [2].

Dental caries occurs as the cause of the complex biological interaction of acidogenic bacteria, fermented carbohydrates, and host factors, such as teeth and saliva. Bacteria in dental plaque, along with a decrease of salivary pH and fluoride, initiate dental caries [3]. Bacteria attached to the tooth surface will form a complex community known as a biofilm. It will also establish an extracellular matrix that

surrounds the cells as they multiply in multicellular aggregates [4]. Once the carious lesion reaches the dentin, inflammatory changes would be visible around the pulp adjacent to the affected dentinal tubules. The carious lesion will develop into pulp along with subsequently increasing inflammation and ultimately causes tooth loss if not treated [5].

Tooth loss is a crucial measure of oral and dental health due to its long-term effects on health and social status [6]. Tooth loss impairs mastication, aesthetic functions [7], and will interfere with digestive systems and decreases the nutrients absorption for the body due to unchewed food [8]. Tooth loss is commonly found in geriatric patients, but it can also be found in children and young adults. Tooth loss in children and young adults affects the maxilla and mandible as well as molar relation [9].

Prevention of the destruction that occurs on dental hard tissue due to tooth loss requires prosthetic treatment, such as removable or fixed dentures [10]. Denture appliances are commonly used to treat patients with tooth loss. Removable dentures often caused oral health problems due to poor oral hygiene [11]. Poor denture hygiene causes *Candida albicans* (*C. albicans*) growth, which is an opportunistic pathogen in the oral cavity that causes denture stomatitis [12,13].

Candida albicans is an opportunistic pathogen because it can be the etiologic factor of diseases under certain conditions, such as immune deficiency in immunocompromised patients [14]. In general, *C. albicans* results in white lesions. It produces a highly structured biofilm that consists of several types of cells, including spherical yeast-forming cells and elongated cylindrical hyphae cells, in an extracellular matrix [15]. Some studies have provided information regarding co-isolation between *Staphylococcus aureus* (*S. aureus*) and *C. albicans* in several diseases related to biofilms, such as periodontitis, denture stomatitis, keratitis, and cystic fibrosis [16].

Staphylococcus strains on denture appliances cause increased activation of monocytes, thus making them more susceptible to the phagocytosis process. Based on previous research, phagocytosis process showed degradation of *S. aureus* biofilms in denture wearers [17]. The general denture stomatitis treatment is topical antifungal administration.

However, systemic administration can also be recommended for immunocompromised patients. Research has demonstrated the effectiveness of natural products for treating denture stomatitis [18].

Probiotics are defined within human nutrition as living microorganisms that are beneficial for humans, generally bacteria but sometimes yeast. Probiotics interact with intestinal microbes and host cells when taken in adequate amounts. These bacteria help balance the internal microbial and serve as a defense against pathogenic bacteria [19]. The consumption of probiotics decreases the number of pathogens in the oral cavity [20].

Lactobacillus reuteri (*L. reuteri*) produces antimicrobial compounds, such as organic acids, ethanol, and parabiotic called reuterin, which can inhibit the colonization of pathogenic microorganisms and change the composition of a commensal microorganism of the host. *L. reuteri* is also beneficial for the host immune system [21]. Parabiotic reuterin has an important role due to its active antimicrobial agent towards Gram-positive and Gram-negative bacteria, yeast, and protozoa as well as biofilms [22]. However, little knowledge is known regarding reuterin's effectiveness as an alternative denture cleaning agent. Therefore, this is the first study to establish the effectiveness of parabiotic reuterin isolated from Indonesian strain *L. reuteri* as an antibiofilm agent against *S. aureus* and *C. albicans* on acrylic resin plates.

II. MATERIAL AND METHODS

A. *Lactobacillus reuteri* culture and reuterin isolation

L. reuteri was cultured in De Man, Rogosa and Sharpe (MRS) (Oxoid, Hampshire) broth and incubated for 24 h in anaerobic environment at 43°C. Cell harvesting was performed with centrifugation at 5000 g for 15 min at 20°C. It was rinsed using phosphate-buffered saline (PBS) with pH 7.4 and then centrifuged at 5000 g for 15 min. The supernatant was discarded and resuspension of the cells was performed to reach concentration of 1.5×10^{10} colony forming units (CFU)/mL in MRS broth supplemented with 300 mM glycerol solution. Furthermore, it was incubated in anaerobic environment at 37°C for 3 h. After completed, centrifugation at 5000 g was performed for 15 min. The supernatant was filtered using a 0.22 µm size filter. The filtered supernatant was considered to be reuterin with the concentration of 100%.

B. Total protein concentration measurement

The Bradford test was performed to measure total protein concentration of the filtered supernatant [23]. Bradford assay was carried out by using the stock solution, working reagent, deionized H₂O with bovine serum albumin (BSA) (Merck, Darmstadt) (1mg/mL in deionized water), NaOH, protein sample of unknown concentration and sample buffer. Standard curve was established by making several dilutions of protein standard from 0 to 40 µg (0-40 µL of 1 mg/mL BSA) in final volume of 40 µL of deionized water. Eight concentrations of known protein (i.e., 0, 5, 10, 15, 25, 30, 35 and 40 µg) was measured on duplicate for the standard curve. 2 mL of Bradford working reagent (Merck, Darmstadt) was added to controls and samples, and were mixed thoroughly. Color was developed within 5 min at 37°C. The "blank" (0 µL of sample) was used as zero for spectrophotometer at 595 nm, and absorbance of controls and samples was recorded at 595 nm. Standard curve was determined by plotting the mean

absorbance at 595 nm as function of standard protein concentration. Total protein volume was determined using standard curve above. Protein volume should be within linear range of standard curve. The protein concentration was measured for each volume, and concentrations were calculated for mean value. Total protein of samples can be read directly from standard curve or calculated using linear regression analysis to determine the slope of standard curve.

C. *Staphylococcus aureus* culture

S. aureus ATCC 25923 was cultured in anaerobic manner within Brain Heart Infusion (BHI) (Oxoid, Hampshire) broth for 24 h at 37°C. Bacterial cells were taken from centrifugation and suspended in PBS until it reached desired CFU/ml concentration of 1.5×10^8 CFU/mL prior to further research step.

D. *Candida albicans* culture

Candida albicans ATCC 10281 was cultured in sterilized Sabouraud Dextrose Broth (SDB) 5.6 pH (Oxoid, Hampshire) and incubated at 37°C for 24 h. Bacterial cells were taken from centrifugation and suspended in PBS until it reached desired CFU/ml concentration of 1.5×10^8 CFU/ml prior to further research step.

E. Minimum inhibitory concentration (MIC) test

The MIC test was performed in triplicate using the well-dilution method with 200 µg/mL, 100 µg/mL, 50 µg/mL, 25 µg/mL, 12.5 µg/mL, 6.25 µg/mL, 3.13 µg/mL, and 1.56 µg/mL concentrations. Phosphate buffered saline (PBS) was used as negative control. Chlorhexidine 0.2% (Minosep, Depok, Indonesia) and Nystatin (PT. Lapi Laboratories, Serang, Indonesia) were used as the positive control for *S. aureus* and *C. albicans*, respectively. Colonies were counted with total plate count method after incubation for 24 h at 37°C.

F. Biofilm assay

Biofilm assay test was performed in two ways: preventive and therapeutic. Preventive biofilm assay was performed using 96-well flat-bottom microplates (TPP, Trasadingen, Swiss). *S. aureus* and *C. albicans* cultures were inserted into each well of 96-well flat-bottom microplates along with 100 µL reuterin from *L. reuteri* isolate at concentrations of 100 µg/mL, 50 µg/mL, 25 µg/mL and incubated for 24 h at 37°C. Therapeutic biofilm assay was performed using 96-well flat-bottom microplates. *S. aureus* and *C. albicans* cultures were incubated for 24-48 h. After 1× wash with phosphate buffered saline (PBS) to clean unattached cells and leftover medium, the 96-well flat-bottom microplates were filled with 100 µL reuterin from *L. reuteri* isolate with 240 µg/mL, 50 µg/mL, 25 µg/mL, concentrations into each well and incubated for 8 h at 37°C. After incubation, biofilm staining was performed. The staining began by washing with PBS to release unattached cells and remove the bacterial growth medium. Next, 125 µL of 0.1% concentration crystal violet solution was added into each microtiter plate and incubated for 10-15 minutes at room temperature. The plates were washed using phosphate-buffered saline and then air-dried, followed by addition of 125 µL of ethanol absolute (Merck, Darmstadt). Spectrophotometer (SAFAS MP96, SAFAS, Monaco) with the wavelength of 595 nm was used quantify the biofilm absorbance value as total biofilm mass.

G. Test on acrylic resin plate

Acrylic resin plates were made at a size of 10 mm x 10 mm x 0.3 mm using heat curing process. First, the acrylic resin plate was soaked in water for 24 h to reduce residual monomer. The plate was then sterilized in an autoclave at 121°C for 15 min. Next, the plate was immersed into artificial saliva and washed using PBS. Then, the acrylic resin plates were inserted into growth medium containing *C. albicans* and/or *S. aureus* cultures and incubated for 24 h at 37°C to form biofilms on the acrylic plate surface. The acrylic resin plates were divided into five groups: group 1: 50 µg/mL concentration, group 2: 25 µg/mL concentration, group 3: 12.5 µg/mL concentration, group 4: Polident (GlaxoSmithKline, PT. Sterling Products, Jakarta, Indonesia) (positive control), and group 5: saline solution (negative control). The plates were soaked for 8 h for each group and washed using PBS. The cultured resin plates were vibrated in a vortex for 30 sec. The resin plates were removed and the supernatant for *C. albicans* was cultured into Sabouraud Dextrose Agar (SDA), *S. aureus* was cultured into BHI agar, and for mixed-species, it was cultured into BHI agar. The results were incubated for 48 h at 37°C and counted using colony counting methods.

H. DNA extraction

A volume of 1 mL bacterial culture in broth was centrifuged at 4500 g for 15 min. The supernatants were removed to obtain the bacterial pellet. Then, 1 mL phosphate-buffered saline (PBS) was added into the microcentrifuge tube with the pellet and homogenized using a vortex to wash the pellet from excess growth medium. The samples were centrifuged at 10,000 g for 10 min, and the supernatants were removed. Nuclease-free water (NFW) was added into the pellet, and the microcentrifuge tubes were sealed with Sherlock tube closures. The microcentrifuge tubes were incubated in thermo blocks for 20 min at 100°C. The microcentrifuge tubes were transferred into ice within 10 min, which is known as the heat shock process, to obtain bacterial DNA. The samples were re-homogenized with the vortex and centrifuged for 2 min at 10,000 g. The supernatants were transferred into new microcentrifuge tubes and stored at 4°C. If the tubes were evaluated for the presence of sedimentation re-centrifugation was done to obtain pure supernatants.

I. Real-time polymerase chain reaction (RT-PCR)

Colony counting confirmation was performed using RT-PCR platinum SYBR Green. The PCR solution was inserted into a 1.5 mL microcentrifuge tube. The solution consisted of 3 µL DNA template, 230 µL SYBR green (5 µL x 46), forward primers, and reverse primers (10 µM): 1 µL x 46. This study used specific primers for each microbe, was a 16S rRNA gene. Primer sequence *S. aureus* *fvd*: 5'-CGA AAG CGT GGG GAT CAA AC-3' *rvs*: 5'-CCC AGG CCG T GCT TAA TG-3'. Primer sequence *C. albicans* *fvd*: 5'-CCC AGT CTT TCA CAA GCA GTA AAT-3' *rvs*: 5'-GTA AAT GAG TCA TCA ACA GAA GCC-3'. The forward and reverse primers were diluted with TE buffer to obtain a 10 µL concentration with a 9:1 ratio and homogenized using a vortex. The DNA of *L. reuteri* was diluted using nuclease free water (NFW) before the addition of the other solutions. The PCR solution was distributed into PCR tubes. Then, the

diluted bacterial suspension and 3 µL DNA sample were inserted into PCR tubes. The tubes were centrifuged at 1500 rpm speed for 1 min and transferred into RT-PCR for 120 min. The results were saved for analysis. The steps were repeated to evaluate design plates. qPCR: Stage 1 (1 cycle): at 95°C for 10 min, Stage 2 (40 cycles): at 95°C for 15 sec, and at 56°C for 1 min, Melt curve: at 95°C for 15 sec, at 56°C for 1 min, and at 95°C for 15 sec.

J. Data analysis

For the in vitro biofilm assay, we used the crystal violet staining method and colony counts. Colony counting method and real-time polymerase chain reaction (RT-PCR) as colony count confirmation were used for the acrylic plate examinations. The preceding data was analyzed using Kolmogorov-Smirnov normality test with a normal distributed value of $p > 0.05$. Normally distributed data were analyzed using one-way ANOVA and post hoc (Tukey-HSD) with level significance of $p < 0.05$.

III. RESULTS

A. Reuterin Isolation

The concentration of reuterin complex protein based on the results of the Bradford test obtained a mean of 200,993 µg/mL for reuterin of *L. reuteri* isolate LC 382415 at 100% concentration ("Table I").

TABLE I. BRADFORD ASSAY RESULTS OF 100% CONCENTRATIONS OF REUTERIN FROM *LACTOBACILLUS REUTERI* LC 382415

100% concentration of reuterin samples	Protein concentration (µg/mL)
LC 382415 - 1	188,865
LC 382415 - 2	199,436
LC 382415 - 3	214,667
Mean: 200,993	

B. Minimum inhibitory concentration of reuterin in planktonic bacteria

According to the MIC test, reuterin effectively inhibit the growth of *S. aureus* at 100 µg/mL concentration, and the growth of *C. albicans* at 25 µg/mL concentration. The minimum bactericidal concentration (MBC) of reuterin opposing *S. aureus* 200 µg/mL ("Fig. 1") whereas for *C. albicans* 50 µg/mL ("Fig 2").

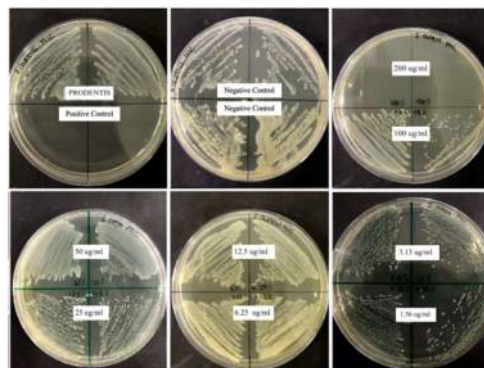


Fig. 1. Efficacy of reuterin in inhibiting the growth of biofilms using MIC test *S. Aureus*. Phosphate buffered saline (PBS) was used as negative control. Chlorhexidine 0.2% and nystatin were used as the positive control.

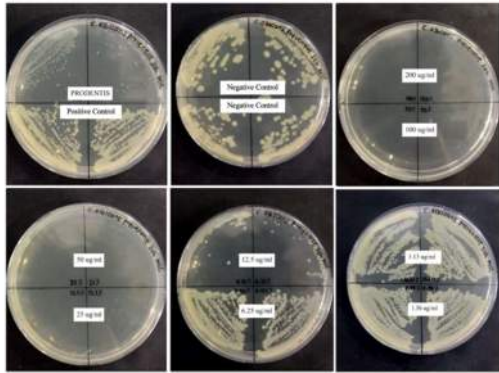


Fig. 2. Efficacy of reuterin in inhibiting the growth of biofilms using MIC test *C. albicans*. Phosphate buffered saline (PBS) was used as negative control. Chlorhexidine 0.2% and nystatin were used as the positive control.

TABLE II. EFFICACY OF REUTERIN IN INHIBITING THE GROWTH OF *S. AUREUS* AND *C. ALBICANS*

	MIC	MBC
<i>S. aureus</i>	100 µg/mL	200 µg/mL
<i>C. albicans</i>	25 µg/mL	50 µg/mL

*MIC: Minimum Inhibitory Concentration
*MBC: Minimum Bactericidal Concentration

C. Biofilm Assay

Prevention assay. The result of biofilm prevention assay with crystal violet (CV) staining showed that reuterin at a concentration of 100 µg/mL works effectively towards *S. aureus* and *C. albicans* in preventing the growth of biofilms in vitro. Moreover, ensuing CFU counting, substantiate the preceding examinations ("Fig. 3").

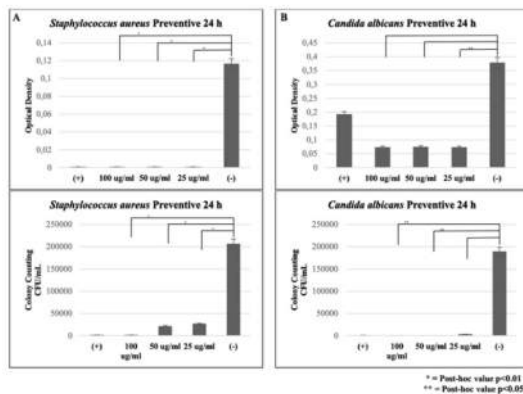


Fig. 3. Biofilm assay preventive result. Reuterin in inhibiting the growth and adhesion of *S. aureus* (A) and *C. albicans* (B) biofilms measured using crystal violet (optical density) and colony counting method. Phosphate buffered saline (PBS) was used as negative control. Chlorhexidine 0.2% and nystatin were used as the positive control. All treatment were done in triplicate.

Therapeutic assay. In biofilm therapeutic assay, the result of CV staining reveal that reuterin is notably eradicating the biofilms of *S. aureus* and *C. albicans* at a concentration of 100 µg/mL. This study was performed in 8

h for the incubation time, thus the 100 µg/mL concentration of reuterin eradicate effectively in the period of incubation time. CFU counting result validate that 100 µg/mL concentration of reuterin works effectively in this study ("Fig. 4").

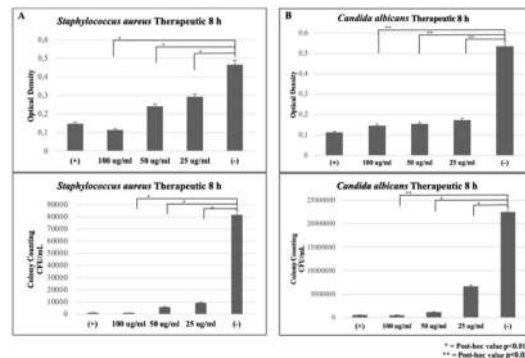


Fig. 4. Film assay therapeutic. Reuterin in inhibiting the growth and adhesion of *S. aureus* (A) and *C. albicans* (B) biofilm measured using crystal violet (optical density) and colony counting method after 8 hours incubation. Phosphate buffered saline (PBS) was used as negative control. Chlorhexidine 0.2% and nystatin were used as the positive control. All treatment were done in triplicate.

D. Acrylic plate counting




Fig. 5. The effectiveness of reuterin against *S. aureus* (A), *C. albicans* monospecies (B) and multispecies (C) biofilms on denture acrylic plate based on colony count measurements. Phosphate buffered saline (PBS) was used as negative control. Chlorhexidine 0.2% and nystatin were used as the positive control. All treatment were done in triplicate.

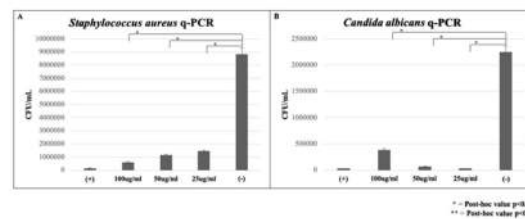


Fig. 6. The effectiveness of reuterin against *S. aureus* (A) and *C. albicans* (B) monospecies biofilms on denture acrylic plate based on qPCR result. Phosphate buffered saline (PBS) was used as negative control. Chlorhexidine 0.2% and nystatin were used as the positive control. All treatment were done in triplicate.

The results of mono species or mixed-species *S. aureus* and *C. albicans* test showed that reuterin inhibit mono species and mixed-species biofilms best at the concentration of 100 µg/ml ("Fig. 5"). The real-time PCR result complementing the result ("Fig. 6").

IV. DISCUSSION

Probiotics are microorganisms that can be beneficial to human health. The interest in probiotics usage to improve human health is increasing e.g. [28] the content of dietary supplements. Probiotics improve human health by inhibiting the growth of pathogenic bacteria [49] in the body [24]. *L. reuteri* is a probiotic bacterium that plays an important role in human health. It produces reuterin, which is an active agent against pathogenic bacteria [21].

The acrylic plate counting test proved [7] that parabiotic reuterin is effective against mono species or mixed-species of *S. aureus* and *C. albicans*. This result showed a significant reduction of optical density (OD) values and colony counts. The MIC was at 100 µg/mL, 50 µg/mL, and 25 µg/mL concentrations. It can be presume that the higher concentration of reuterin has intended results to reduce mono species biofilm. The acrylic total plate count test results showed an optimal concentration [7] of reuterin as a soaking solution against mono species and mixed species of *S. aureus* and *C. albicans* was 100 µg/mL. The biofilm assay and acrylic plate counting test results were compared with negative control, which was phosphate-buffered saline and culture medium without care. It can be inferred that reuterin has both effect in antibacterial and antifungal.

The parabiotic produce by probiotics *L. reuteri*, called reuterin with the chemical compound of 3-hydroxypropionaldehyde (3-HPA), plays an important role in probiotic *L. reuteri* mechanism of action [21]. The aldehyde group is very reactive to thiol and amine groups, causing the inactivation of proteins and micro molecules containing these groups [25]. This was proven by the MIC test results. The MIC tests showed, the value of *C. albicans* is higher than *S. aureus* with the concentration of 25 µg/mL due to the metabolism of glutathione (GSH) by *C. albicans*. GSH is a thiol compound that plays an important role in enhancing the resistance ability of *C. albicans* against antimicrobial and antifungal compounds [26]. Moreover, the pathogenic mechanism and virulence factor of *S. aureus*, which also includes a thiol group, namely bacillithiol (BSH), plays an important role in oxidative response [27]. BSH has a lower redox potential standard compared to GSH [26]. This result goes alongside the reuterin mechanism theory as an antimicrobial compound that reacts towards thiol groups. Another literature discovered that *L. reuteri* has the ability in regulating the inflammatory response such as IL-8 and HBD2 [28] and also proved that it is effective in inhibiting initial biofilm colonization [29].

After incubation and with the use of colony counts, the optimal reuterin concentration for *S. aureus* and *C. albicans* biofilm inhibition was obtained, which was at 100 µg/mL concentration. To eradicate mono species *S. aureus* and *C. albicans*, the optimal incubation time was 8 h, and the optimal concentrations were 50–100 µg/mL for *S. aureus* and 25–50 µg/mL for *C. albicans*. There are no specific data from

previous studies to show that incubation time is a defining factor for the effectiveness of reuterin antimicrobial activity. However, based on the results of this study, it can be concluded that specific concentrations and 8 h of incubation time are the defining factors to eradicate biofilms.

The acrylic resin plate counting test result was compared to Polident (GlaxoSmithKline, Great Britain) as the positive control. Polident has been proven to be effective against *C. albicans*. Studies showed, that the use of cleaning tablets was proven to significantly reduce biofilms and their pathogenesis compared to water cleaning [11]. The use of reuterin on acrylic resin plates showed its effect against mono species and mixed-species colonization in between 25–100 µg/mL concentration of reuterin. Effects of reuterin in acrylic resin plates for both mono species and mixed-species was seen in 8 h of incubation time, assuming for the overnight usage. Co-isolation between these microorganisms is stronger and has greater virulence effects [30]. However, reuterin treatment showed the same results as Polident in reducing mono species and mixed-species biofilms. Quantification was performed using PCR to confirm detected bacterial DNA. This study showed that reuterin from *L. reuteri* isolate has an effect against *S. aureus* and *C. albicans* biofilms, either mono species or mixed-species.

V. CONCLUSION

In conclusion, the present study demonstrated that parabiotic reuterin from *L. reuteri* Indonesian strain is effective in inhibiting and eradicating monospecies and mixed species of *S. aureus* and *C. albicans* biofilms attachments on acrylic plate surfaces as much as 83% and 94.5 % respectively. Parabiotic reuterin isolated from Indonesian strain *L. reuteri* has a promising potential as a denture cleanser agent.

ACKNOWLEDGMENT

This research was conducted at MiCORE (Microbiology Center of Research and Education) Laboratory as a part of Trisakti University, Faculty of Dentistry, Indonesia. The authors would like to express gratitude the research team for the countless support about this study. Finally, yet importantly, our sincere appreciation to Dr. C. Jayampath Seneviratne, BDS, MPhil, PhD from National Dental Research Center Singapore, Duke NUS Medical School for the data assessment and analysis.

REFERENCES

- [1] Ministry of Health of the Republic of Indonesia, "Report on result of national basic health research (Riskesmas) 2018 - dental and oral health based on examination (kesehatan gigi dan mulut berdasarkan pemeriksaan)," Jakarta: Ministry of Health of the Republic of Indonesia, p. 183, 2018.
- [2] D. Ozdemir, "Dental caries and preventive strategies," *International Journal of Biology*, vol. 5, no. 4, pp. 55-61, September 2013, in press.
- [3] N. Veiga, D. Aires, M. Pereira, A. Vaz, L. Rama, M. Silva, et al., "Dental caries: a review," *Journal of Dental and Oral Health*, vol. 2, no. 5, pp. 1-3, August 2016.
- [4] D. López, H. Vlamakis, and R. Kolter, "Biofilms," *Cold Spring Harbor Perspectives in Biology*, vol. 2, no. 7, pp. 1-12, July 2010, in press.
- [5] I.N. Rôças, F.R.F. Alves, C.T.C.C. Rachid, K.C. Lima, I.V. Assunção, P.N. Gomes, et al., "Microbiome of deep dentinal caries lesions in teeth with symptomatic irreversible pulpitis," *PLoS One*, vol. 11, no. 5, pp. 1-13, May 2016.

- [6] T. Tiwari, S. Scarbro, L.L. Bryant, and J. Puma, "Factors associated with tooth loss in older adults in Rural Colorado," *Journal of Community Health*, vol. 41, no. 3, pp. 476-81, June 2016.
- [7] M. Jain, L.S. Kaira, G. Sikka, S.K. Singh, A. Gupta, R. Sharma, et al., "How do age and tooth loss affect oral health impacts and quality of life? a study comparing two state samples of Gujarat and Rajasthan," *Journal of Dentistry (Tehran)*, vol. 9, no. 2, pp. 135-44, June 2012.
- [8] D.S. Brennan, A.J. Spencer, and K.F. Roberts-Thomson, "Tooth loss, chewing ability and quality of life." *Quality of Life Research*, vol. 17, no. 2, pp. 227-235, March 2008.
- [9] C.S. Law, "Management of premature primary tooth loss in the child patient," *Journal of the California Dental Association*, vol. 41, no. 8, pp. 612-18, August 2013.
- [10] S.A. Peeran, F. Al Sanabani, B.M.A. A-Makramani, and E.I. Elamin, "Dental prosthetic status and treatment needs of adult population in Jizan, Saudi Arabia: A survey report," *European Journal of Dentistry*, vol. 10, no. 4, pp. 459-63, October 2016.
- [11] J. Duyck, K. Vandamme, S. Krausch-Hofmann, L. Boon, K. De Keersmaecker, E. Jalon, et al., "Impact of denture cleaning method and overnight storage condition on denture biofilm mass and composition: a cross-over randomized clinical trial," *PLoS ONE*, vol. 11, no. 1, p. e0145837, January 2016.
- [12] T. Vila, A.S. Sultan, D.M. Jauregui, M.A. Jabra-Rizk., "Oral Candidiasis: A Disease of Opportunity," *Journal of Fungi*, vol. 9, no. 15, pp. 1-28, January 2020.
- [13] J. Kim and P. Sudbery, "*Candida albicans*, a major human fungal pathogen," *Journal of Microbiology*, vol. 49, no. 2, pp. 171-177, May 2011.
- [14] A. Singh, R. Verma, A. Murari, and A. Agrawal, "Oral candidiasis: An overview," *Journal of Oral and Maxillofacial Pathology*, vol. 18, no. 1, pp. 81-85, September 2014.
- [15] C.J. Nobile and A.D. Johnson, "*Candida albicans* biofilms and human disease," *Annual Review of Microbiology*, vol. 69, pp. 71-92, July 2016.
- [16] L.M. Schlecht, B.M. Peters, B.P. Krom, J.A. Freiberg, G.M. Hänsch, S.G. Filler, et al., "Systemic *Staphylococcus aureus* infection mediated by *Candida albicans* hyphal invasion of mucosal tissue," *Microbiology (Reading)*, vol. 161, no. 1, pp. 168-181, January 2015.
- [17] K. Garbacz, T. Jarzembowski, E. Kwapisz, A. Dacia, and J. Witkowski, "Do the oral *Staphylococcus aureus* strains from denture wearers have a greater pathogenicity potential?" *Journal of Oral Microbiology*, vol. 11, no. 1, pp. 1-4, October 2018.
- [18] S.R. D'dharan and D. Ganapathy, "Medical management of denture stomatitis," *Asian Journal of Pharmaceutical and Clinical Research*, vol. 9, no. 5, pp. 14-16, September 2016.
- [19] N.T. Williams, "Probiotics," *American Journal of Health-System Pharmacy*, vol. 67, no. 6, pp. 449-458, March 2010.
- [20] A.S. Widyarman, V. Hartono, L.I. Marjani, D. Irawan, L. Luthfi, and B.M. Bachtiar, "*Lactobacillus reuteri* containing probiotic lozenges consumption reduces *Streptococcus mutans*, *Streptococcus sobrinus*, *Porphyromonas gingivalis*, and *Aggregatibacter actinomycetemcomitans* in orthodontic patients," *Journal of International Dental and Medical Research*, vol. 11, no. 2, pp. 628-633, 2018.
- [21] Q. Mu, V.J. Tavella, and X.M. Luo, "Role of *Lactobacillus reuteri* in human health and diseases," *Frontiers in Microbiology*, vol. 9, pp. 1-17, 2018.
- [22] A. S. Widyarman and C. F. Theodorea, "Effect of Reuterin on Dual Species Biofilm in vitro of *Streptococcus mutans* and *Veillonella parvula*," *Journal of International Dental and Medical Research*, vol. 12, no. 1, pp. 77-83, 2019.
- [23] C.L. Kielkopf, W. Bauer, and I.L. Urbatsch, "Bradford assay for determining protein concentration," *Cold Spring Harbor Protocols*, April 2020.
- [24] H. Nikawa, S. Makihira, H. Fukushima, H. Nishimura, Y. Ozaki, K. Ishida, et al., 2004. "*Lactobacillus reuteri* in bovine milk fermented decreases the oral carriage of mutans streptococci," *International Journal of Food Microbiology*, vol. 95, no. 2, pp.219-223, September 2004.
- [25] L. Schaefer, T.A. Auchtung, K.E. Hermans, D. Whitehead, B. Borhan, and R.A. Britton, "The antimicrobial compound reuterin (3-hydroxypropionaldehyde) induces oxidative stress via interaction with thiol groups," *Microbiology*, vol. 156, no. 6, pp. 1589-99, June 2010.
- [26] B. Maras, L. Angioletta, G. Mignogna, E. Vavala, A. Macone, M. Colone, et al., "Glutathione metabolism in *Candida albicans* resistant strains to fluconazole and micafungin," *PLoS One*, vol. 9, no. 6, pp. 1-7, June 2014.
- [27] V.R. Perera, G.L. Newton, and K. Pogliano, "Bacillithiol: a key protective thiol in *Staphylococcus aureus*," *Expert Review of Anti-infective Therapy*, vol. 13, no. 9, pp. 1089-107, July 2015.
- [28] A. S. Widyarman, A.M. Drestia, E. Bachtiar, B. Bachtiar, "The anti-inflammatory effects of glycerol-supplemented probiotic *Lactobacillus reuteri* on infected epithelial cells in vitro," *Contemporary Clinical Dentistry*, vol. 9, no. 2, pp. 298-303, April-June 2018.
- [29] A.S. Widyarman, T. Ramajayanti, C.F. Theodorea, "Indonesian Strain of *Lactobacillus reuteri* Probiotic Reduces Biofilm Initial Colonization", *Open Dentistry Journal*, vol. 14, pp.554-553, 2020.
- [30] L.G. Harris, S.J. Foster, and R.G. Richards, "An introduction to *Staphylococcus aureus*, and techniques for identifying and quantifying *S. aureus* adhesins in relation to adhesion to biomaterials: review," *European Cells & Materials Journal*, vol. 4, pp. 39-60, December 2002.

Antibiofilm Activity of Parabiotic Reuterin on Acrylic Resin Plates

ORIGINALITY REPORT

21 %
SIMILARITY INDEX

14 %
INTERNET SOURCES

17 %
PUBLICATIONS

6 %
STUDENT PAPERS

PRIMARY SOURCES

1 Clara L. Kielkopf, William Bauer, Ina L. Urbatsch. "Bradford Assay for Determining Protein Concentration", Cold Spring Harbor Protocols, 2020 **2** %
Publication

2 Submitted to National University of Singapore **2** %
Student Paper

3 Sheila Soesanto, Ricky Chandra Jaya Soen, Reynalda Oktaviani, Armelia Sari Widyarman. "Goji Berry Extract (Lycium barbarum L.) Efficacy on Oral Pathogen Biofilms", 2021 IEEE International Conference on Health, Instrumentation & Measurement, and Natural Sciences (InHeNce), 2021 **2** %
Publication

4 munin.uit.no **1** %
Internet Source

5 orca.cf.ac.uk **1** %
Internet Source

6	pagepress.org	1 %
Internet Source		
7	Schlecht, L. M., B. M. Peters, B. P. Krom, J. A. Freiberg, G. M. Hansch, S. G. Filler, M. A. Jabra-Rizk, and M. E. Shirtliff. "Systemic Staphylococcus aureus infection mediated by Candida albicans hyphal invasion of mucosal tissue", Microbiology, 2015.	1 %
Publication		
8	www.fisiologia.ufc.br	1 %
Internet Source		
9	Angela Abruzzo, Barbara Giordani, Carola Parolin, Beatrice Vitali et al. "Novel mixed vesicles containing lactobacilli biosurfactant for vaginal delivery of an anti- Candida agent", European Journal of Pharmaceutical Sciences, 2018	1 %
Publication		
10	Manjeet Kumari. "Transcriptomic responses to aluminum stress in roots of Arabidopsis thaliana", Molecular Genetics and Genomics, 04/2008	1 %
Publication		
11	onlinelibrary.wiley.com	<1 %
Internet Source		
12	Qun Ma. "OmpA influences <i>Escherichia coli</i> biofilm formation by repressing cellulose	<1 %

production through the CpxRA two-component system", Environmental Microbiology, 10/2009

Publication

13

repository.trisakti.ac.id

Internet Source

<1 %

14

zombiedoc.com

Internet Source

<1 %

15

Submitted to Our Lady of Fatima University

Student Paper

<1 %

16

preview-nanoscalereslett.springeropen.com

Internet Source

<1 %

17

Babak Elyasifar, Sevda Jafari, Somayeh Hallaj-Nezhadi, Florence Chapeland-leclerc, Gwenaël Ruprich-Robert, Azita Dilmaghani. "Isolation and Identification of Antibiotic-Producing Halophilic Bacteria from Dagh Biarjmand and Haj Aligholi Salt Deserts, Iran", Pharmaceutical Sciences, 2019

Publication

<1 %

18

Submitted to Universitas Indonesia

Student Paper

<1 %

19

www.science.gov

Internet Source

<1 %

20

Joanna Nadia Sumaji, Esa Bella, Rosalina Tjandrawinata. "Effects of Chili Sauce on the

<1 %

Absorbency and Diametral Tensile Strength of Nanocomposite", 2021 IEEE International Conference on Health, Instrumentation & Measurement, and Natural Sciences (InHeNce), 2021

Publication

21

ppjp.ulm.ac.id

Internet Source

<1 %

22

www.researchgate.net

Internet Source

<1 %

23

www.freepatentsonline.com

Internet Source

<1 %

24

Submitted to Graphic Era University

Student Paper

<1 %

25

Isnanita Noviya Andriyani, Alef Theria Wasim, Mahli Zainuddin, Fitriah M. Suud. "GADGETS PLAYING BEHAVIOR OF STUDENTS IN INDONESIA", Humanities & Social Sciences Reviews, 2020

Publication

<1 %

26

journals.lww.com

Internet Source

<1 %

27

www.phytojournal.com

Internet Source

<1 %

28

Selda Kargin Kaytez, Ramazan Ocal, Nihat Yumusak, Hatice Celik, Necmi Arslan, Mustafa

<1 %

Ibas. "Effect of probiotics in experimental otitis media with effusion", International Journal of Pediatric Otorhinolaryngology, 2020
Publication

29 Sun Hwa Hong, Eun Young Lee. "Restoration of eroded coastal sand dunes using plant and soil-conditioner mixture", International Biodeterioration & Biodegradation, 2016
Publication

30 kyutech.repo.nii.ac.jp
Internet Source

31 www.mdpi.com
Internet Source

32 downloads.hindawi.com
Internet Source

33 ieeexplore.ieee.org
Internet Source

34 journals.plos.org
Internet Source

35 link.springer.com
Internet Source

36 Aline Silva Sousa, Renato Araujo Prates, Maria Eugênia Simões Onofre de Santi, Rúbia Garcia Lopes et al. "Photodynamic inactivation of Candida albicans biofilm: Influence of the radiant energy and photosensitizer charge",

Photodiagnosis and Photodynamic Therapy, 2016

Publication

37

Ilse D. Jacobsen, Maria J. Niemiec, Mario Kapitan, Melanie Polke. "Commensal to Pathogen Transition of *Candida albicans*", Elsevier BV, 2020

Publication

<1 %

38

P. Balakrishnan, S. Mohan. "Treatment of triclosan through enhanced microbial biodegradation", Journal of Hazardous Materials, 2021

Publication

<1 %

39

Sonia Garde, Natalia Gómez-Torres, Marta Hernández, Marta Ávila. "Susceptibility of *Clostridium perfringens* to antimicrobials produced by lactic acid bacteria: Reuterin and nisin", Food Control, 2014

Publication

<1 %

40

cris.maastrichtuniversity.nl

Internet Source

<1 %

41

oatext.com

Internet Source

<1 %

42

www.annualreviews.org

Internet Source

<1 %

43

www.hkcem.com

Internet Source

<1 %

44

www.tandfonline.com

Internet Source

<1 %

45

Brenda Happell, Chris Platania-Phung, David Scott, Christine Hanley. "Access to dental care and dental ill-health of people with serious mental illness: views of nurses working in mental health settings in Australia", *Australian Journal of Primary Health*, 2015

Publication

<1 %

46

Ju-Hee Song, Shin-Kyu Kim, Kee-Wan Chang, Seong-Kyu Han, Ho-Keun Yi, Jae-Gyu Jeon. "In vitro inhibitory effects of *Polygonum cuspidatum* on bacterial viability and virulence factors of *Streptococcus mutans* and *Streptococcus sobrinus*", *Archives of Oral Biology*, 2006

Publication

<1 %

47

Ryan Kean, Ranjith Rajendran, Jennifer Haggarty, Eleanor M. Townsend et al. "Candida albicans Mycofilms Support Staphylococcus aureus Colonization and Enhances Miconazole Resistance in Dual-Species Interactions", *Frontiers in Microbiology*, 2017

Publication

<1 %

48

[Submitted to University of Diyala](#)

Student Paper

<1 %

49

nanobioletters.com

Internet Source

<1 %

50

researchspace.ukzn.ac.za

Internet Source

<1 %

51

worldwidescience.org

Internet Source

<1 %

52

Rahmi Amtha, Yohana Dela Derinda, Armelia Sari Widyarman. "A Comparison of Commercial Mouthwashes Towards Oral Pathogens Biofilms in vitro", 2021 IEEE International Conference on Health, Instrumentation & Measurement, and Natural Sciences (InHeNce), 2021

Publication

<1 %

53

"Table of Contents", 2021 IEEE International Conference on Health, Instrumentation & Measurement, and Natural Sciences (InHeNce), 2021

Publication

<1 %

54

Danielle do Carmo Ferreira Bruno, Thais Fernanda Bartelli, Camila Ronqui Rodrigues, Marcelo R.S. Briones. "Prolonged growth of Candida albicans reveals co-isolated bacteria from single yeast colonies", Infection, Genetics and Evolution, 2018

Publication

<1 %

55

Mi-Sun Kang, Jong-Suk Oh, Hyun-Chul Lee, Hoi-Soon Lim, Seok-Woo Lee, Kyu-Ho Yang, Nam-Ki Choi, Seon-Mi Kim. "Inhibitory effect of Lactobacillus reuteri on periodontopathic and cariogenic bacteria", The Journal of Microbiology, 2011

Publication

<1 %

Exclude quotes On

Exclude matches Off

Exclude bibliography On