

COVER JOURNAL

LINK: <https://sloap.org/journals/cover/irjeis/8-6-22.pdf>



ISSN : 2454-2261

Vol. 8 No. 6 November 2022

International Research Journal of Engineering, IT & Scientific Research



Published by :
Scientific & Literature Open Access Publishing
London, UK

IRJEIS

EDITORIAL BOARD

LINK: <https://sloap.org/journals/index.php/irjeis/about/editorialTeam>

Editorial Team

Editor-in-Chief

Prof. Paul Dohler, *King's College London, London, United Kingdom*
irjeis@sloap.org

Chief Executive Editor

Stanley E. Eguruze (Dr.), *Tooting Broadway, London, United Kingdom*

Current Editorial Board

Prof. Mubeen Javed, Ph.D., *Coventry University, United Kingdom*

Prof. Dr. Mohd Zuri Ghani, *Universiti Sains Malaysia, Malaysia*

Ashaq Hussain Dar, Ph.D., *National Institute of Electronics & IT, India*

Aysar Yasin, Ph.D., *An-Najah National University, Palestinian*

Santanu Panda, Ph.D., *Institute of Animal Health and Veterinary Biologicals, Kolkata*

Ikufumi Katayama, Ph.D., *Yokohama National University, Japan*

Krishna Kumar, Ph.D., *University of Cambridge, United Kingdom*

Dr. Augustina Sackle, *Cape Coast Technical University, Ghana*

Dr. Adrian Lawrence, *Emory Hospitals, United States*

Dr. Namrata Verma, *Vivekananda Technical University, India*

Prof. Iftikhar B. Abbasov, *Southern Federal University, Rostov-on-Don, Russia*

Prof. Ahdi Hassan, *IATELS, Istanbul, Turkey*

International Advisory Board

Prof. Patricia Popoola, Ph.D., *Tshwane University of Technology, South Africa*

Farzam Farzan, Ph.D., *University of Mazandaran, Iran*

Prof. Dr. Abdel-Badeh M Salem, *Ain Sharns University, Egypt*

Harinder Singh, Ph.D., *University of Illinois at Chicago, United States*

Dr. Tuswadi, *Hiroshima University, Japan*

Dharmendra Singh, Ph.D., *Houston Methodist Research Institute, USA*

Adeniyi Adetunji, Ph.D., *Bowen University, Nigeria*

DAFTAR ISI

LINK: <https://sloap.org/journals/index.php/irjeis/>


Vol. 8 No. 6 (2022): November

At IRJEIS we refer to an early release as *an article that has been through the peer-review process, has been accepted for publication and has been copyedited and typeset*. The article is the final manuscript format, but is distinguished as an early release simply because it has not been delayed until a full issue publication. When the issue is complete, and an editorial is written, the issue will be archived with its own table of contents.

PUBLISHED: 2022-11-30

Research Articles

Re-layout of the work area using the ergonomic participatory method

 I Wayan Gede Suarjana, Moh. Fikri Pomalingo, Bastian Rikardo Parhusip

 237-243

 Abstract viewed: **33**  PDF downloaded: **14**

 DOI : 10.21744/irjeis.v8n6.2177

 PDF

Blended learning as a choice of learning model in vocational education after the COVID-19 pandemic

 I Gede Made Karma, I Ketut Darma, I Made Anom Santiana


 244-255

 Abstract viewed: **45**  PDF downloaded: **4**

 DOI : 10.21744/irjeis.v8n6.2074

 PDF

Design and implementation the stability and direction of hexapod robot motion

 Syahban Rangkuti, Dwi Liestyowati, Arif Syaripudin


 256-269

 Abstract viewed: **28**  PDF downloaded: **6**

 DOI : 10.21744/irjeis.v8n6.2196

 PDF

Eco enzyme production from fruit peel waste and its application as an anti-bacterial and TSS reducing agent

 Suliestyah, Reza Aryanto, Christin Palit, Ririn Yulianti, Bambang C Suudi, Angelia Meitdwitri


 270-275

 Abstract viewed: **37**  PDF downloaded: **5**

 DOI : 10.21744/irjeis.v8n6.2199

 PDF

Interfacial tension test analysis as injection fluid on reservoir core

 Orlando Firdaus, Rini Setiati, Muh Taufiq Fathaddin, Pri Agung Rakhmanto, Suryo Prakoso, Dwi Atty Mardiana

 276-282


 Abstract viewed: **30**  PDF downloaded: **8**

 DOI : 10.21744/irjeis.v8n6.2202

 PDF


Basic understanding of water flooding as a secondary recovery concept

Literature review

 Gabriela Martines, Suryo Prakoso, Muh. Taufiq Fathaddin, Pri Agung Rakhmanto, Rini Setiati, Dwi Atty Mardiana

 283-289

 Abstract viewed: **19**  PDF downloaded: **6**

 DOI : 10.21744/irjeis.v8n6.2201

 PDF

ISSN (INTERNATIONAL STANDARD SERIAL NUMBER)

LINK: <https://portal.issn.org/resource/ISSN/2454-2261>

The screenshot displays the ISSN Portal interface for the ISSN 2454-2261. The page is structured into several sections:

- Header:** The ISSN logo is on the left, and the text "ISSN PORTAL" is in the center. To the right, it says "The Global Index For Publishing Research". Further right, there are icons for "FREE ACCESS", a globe, and a building.
- Left Sidebar:**
 - Identifiers:** Shows the ISSN 2454-2261 and a linking ISSN (ISSN-L) 2454-2261.
 - Links:** Lists various search engines and their URLs: URL: issn.us/Intern..., Wikidata: www.wiki..., FATCAT: fatcat.wiki..., Google: www.google..., Bing: www.bing.co..., Yahoo: search.yahoo..., and CROSBREF: search.crosbref.com.
- Main Content Area:**
 - Key-title:** International research journal of engineering, IT and scientific research.
 - Resource Information:**
 - Title proper:** International research journal of engineering, IT and scientific research.
 - Country:** India
 - Medium:** Online
 - Record Information:**
 - Last modification date:** 06/02/2021
 - Type of record:** Confirmed
 - ISSN Centre responsible of the record:** ISSN National Centre for India
- Right Sidebar:**
 - My Tools:** Includes buttons for "Share", "Print", and "Display linked data".
 - Enjoy Premium features:** A red button labeled "Unlock functions" with a right-pointing arrow.



Eco Enzyme Production from Fruit Peel Waste and its Application as an Anti-Bacterial and TSS Reducing Agent



Sulistyah ^a
Reza Aryanto ^b
Christin Palit ^c
Ririn Yulianti ^d
Bambang C Suudi ^e
Angelia Meitdwitri ^f

Article history:

Submitted: 18 July 2022

Revised: 09 August 2022

Accepted: 27 September 2022

Keywords:

amylase;

cellulase;

eco enzyme;

E-Coli;

P. Aeruginosa;

TSS;

Abstract

The increasing volume of organic waste in garbage dump facilities will emit methane gas, which is one of the greenhouse gases that cause global warming. By producing eco enzymes from fruit peel and vegetable waste, we can minimize organic waste while also creating beneficial products. In this research, eco-enzyme was produced from papaya, dragon fruit, and orange peel waste mixed with water and molasses. The weight ratio between water, organic compounds, and molasses was 10:3:1. The mixture was fermented for 3 months. The DNS method was used to test enzyme activity; the ASTM 2315:2008 method was used to measure bacteria killing power; and the SNI 06-6989-3-2004 method was used to measure TSS levels in liquid waste. The Eco enzyme product generated from this research has an amylase enzyme activity of 2.15 and a cellulase activity of 1.69. Eco enzyme effectiveness in killing *E. coli* bacteria reaches 99.95% and *P. aeruginosa* bacteria at 99.90% with only 20% of eco enzyme concentration within 15 seconds of contact time. The results of liquid waste processing using this eco enzyme show that TSS reduction rate is 65-88% on an initial TSS concentration of 345 ppm.

International research journal of engineering, IT & scientific research © 2022.

This is an open access article under the CC BY-NC-ND license

(<https://creativecommons.org/licenses/by-nc-nd/4.0/>).

Corresponding author:

Sulistyah,

Department of Mining, Faculty of Earth and Energy Technology,

Trisakti University, Jakarta, Indonesia

Email address: Sulistyah@trisakti.ac.id

^a Trisakti University, Jakarta, Indonesia

^b Trisakti University, Jakarta, Indonesia

^c Trisakti University, Jakarta, Indonesia

^d Trisakti University, Jakarta, Indonesia

^e Trisakti University, Jakarta, Indonesia

^f Trisakti University, Jakarta, Indonesia

1 Introduction

Methane gas generated from organic compounds is one of the greenhouse gases that can destroy the ozone layer that causes global warming (Friedrich & Trois, 2016; Jegannathan & Nielsen, 2013; Panda et al., 2015). A number of methods to reduce waste emissions can be implemented, for example, by managing waste and utilizing technology to generate power (Rajaeifar et al., 2017; Nathao et al., 2013). One method for reducing organic waste is to use fruit peel and vegetable waste to make eco enzyme. An eco enzyme is a complex organic liquid that contains a number of organic enzymes and acids. Arun & Sivashanmugam (2015), developed an eco enzyme from waste cabbage, pineapple, orange, and mango peels. Meanwhile, Arun & Sivashanmugam (2017), produced eco enzymes out of tomato and orange peel wastes. Besides that, Mavani et al. (2020), also produced eco-enzyme out of orange peel, pineapple hump, and papaya peel waste. Fruit peel waste mixture can also be utilized as eco-enzyme material as practiced by Mavani et al. (2020). The result of this research also shows that the previous researchers detected that eco enzymes contain organic acids such as lactate acid, malate acid, oxalate acid, acetate acid, and citric acid. Besides that, the compound also shows amylase, lipase, cellulase, and protease enzyme activities. With the existence of organic acids and enzymes, eco enzymes can be utilized as cleaning agents and waste processing agents (Arun & Sivashanmugam, 2015; Sambaraju & Sree Lakshmi, 2020; Etienne et al., 2013), while also having the nature of anti-bacteria and anti-fungi. In this research, eco-enzyme was produced from a mixture of papaya, dragon fruit, and orange peel waste. Produced eco-enzyme liquid was utilized to lower TSS levels in order to study its potential to process wastes that contain TSS. Besides that, it also aims to see the potential of eco-enzyme as an anti-bacterial agent (Selvakumar & Sivashanmugam, 2017).

2 Materials and Methods

Eco enzyme production

300 grams of organic waste (papaya, dragon fruit, and orange peels) were mixed with 100 grams of sugar cane drops (molasses) as a carbon source and one liter of water inside an airtight container with a 2 liter capacity. Fermentation was conducted for 3 months in sun-protected conditions at room temperature. After 3 months, the compound was filtered and the filtered result was collected as eco enzyme.

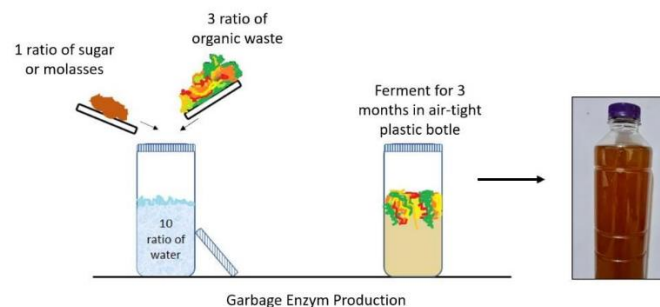


Figure 1. Eco Enzyme production from fruit peel wastes

Eco enzyme characteristics include pH, density, Total Suspended Solid (TSS), Total Dissolved Solid (TDS), Biological Oxygen Demand (BOD), Chemical Oxygen Demand (COD), enzyme activities, and killing power against bacteria measurements.

Eco enzyme activity and killing power testing against bacteria

Enzyme activity testing was conducted by using the DNS method.

The Eco Enzyme sample was gradually dissolved from 10X, 100X, 500X, and 1000X. 250 L substrate + 250 L Enzyme were reacted for 15 minutes at 30°C temperature. After that, 500 L of DNS was added and heated at 100

Suliestyah, S., Aryanto, R., Palit, C., Yulianti, R., Suudi, B. C., & Meitdwitri, A. (2022). Eco enzyme production from fruit peel waste and its application as an anti-bacterial and TSS reducing agent. International Research Journal of Engineering, IT & Scientific Research, 8(6), 270-275. <https://doi.org/10.21744/irjeis.v8n6.2199>

C for 15 minutes. The compound was then cooled on ice for 10 minutes and measured with a spectrophotometer at a wavelength of 540 nm. Substrate control: 250 μ L substrate + 250 μ L buffer sodium citrate pH 3.0 0.05 M reacted on 30°C temperature for 30 minutes. The next process was similar to before. The absorbance value generated was converted into sugar reducer concentration (ppm) by using a formula generated from the glucose standard curve.

$$\text{Amylase enzyme activity: } \frac{\text{Enzyme concentration (mg/ml)} \times \text{dilution factor} \times 1000}{\text{reaction time (15 minute)} \times \text{starch molecular weight (180)}} \dots\dots\dots(1)$$

250 L substrate + 250 L enzyme were reacted for 15 minutes at a temperature of 25°C. After that, 500 L of DNS was added and heated at a 100 oC temperature for 15 minutes. The compound was then cooled on ice for 10 minutes and measured with a spectrophotometer at a wavelength of 540 nm. 250 L substrate + 250 L buffer sodium citrate pH 3.0 0.05 M was reacted for 15 minutes at 25°C temperature. The next process was similar to before. The absorbance value generated was converted into sugar reducer concentration (ppm) by using a formula generated from the glucose standard curve.

$$\text{Cellulase enzyme activity: } \frac{\text{Enzyme concentration} \left(\frac{\text{mg}}{\text{liter}} \right) \times \text{dilution factor} \times 1000}{\text{reaction time (15 minute)} \times \text{glucose molecular weight (180)}} \dots\dots\dots(2)$$

A killing power test against *E. coli* and *P. Aeruginosa* bacteria was conducted by using the ASTM 2315:2008 method. Pure eco enzyme was dissolved in aquadest to produce 40%, 60% and 80% rates. After that, each concentration was further dissolved up to 40%, 60%, and 80%. A killing power test against bacteria was conducted on each dissolving process to obtain 9 dissolving variations.

TSS rate testing was conducted by using the SNI 06-6989 3/2004 method. 1. Filter paper was placed on a filtration vacuum before pouring in 20 mL of water. After that, the vacuum was turned on in order to ensure that the filter paper was perfectly installed. Filter paper in a crus cup was heated up to 105 oC for 15 minutes. The tested compound was placed inside a pipet tube with a volume of 220 ml, poured onto dry filter paper, and heated for 3 minutes to reach perfect condition.

A = filter weight + dried residue (mg),

B = filter weight (mg)

$$\text{Total Suspended Solid (mg/l)} : \frac{(A-B) \times 1000}{\text{Sampel (ml)}} \dots\dots\dots (3)$$

TSS treatment on waste water by using eco enzyme

10 ml of eco enzyme solution with a 20% concentration was mixed with waste that contained 345 ppm of TSS. After that, the solution was inserted into the incubator shaker at 100 RPM speed for 10 minutes at 35 oC temperature. After the shaker is turned off, the solution is set aside for 30 minutes before being tested for TSS using the SNI 06-6989 3-2004 method. The same procedure was conducted by using 20% of the eco enzyme concentration in 30 ml of volume.

3 Results and Discussions

Based on this research, we generated eco enzyme characterization as shown in Table 1.

Table 1
Eco Enzyme (EE) Characterization Results

Parameter	Unit	Test Results
Color		Brown
Smell		Specific Fragrant
pH		3.17
Density	g/mL	1.02

Methanol	%	0.04
Ethanol	%	2.22
Total Suspended Solid (TSS)	mg/L	5
Total Dissolved Solid (TDS)	mg/L	2200
Biological Oxygen Demand (BOD)	mg/L	634
Chemical Oxygen Demand (COD)	mg/L	880
E-Coli Bacteria Killing Power (20% content, 15 seconds)	%	99.95
P. Aeruginosa Bacteria Killing Power (20% content, 15 seconds)	%	99.90
Amylase enzyme activity (100x dissolving)	U/mL	2.15
Cellulase enzyme activity (100x dissolving)	U/mL	1.69

Table 1 shows that eco enzyme with an acidic nature at a pH level of 3.17, which possesses a low TSS level of 5 ppm, has significant bacteria killing power of up to 99.97 %, while also containing amylase and cellulase enzyme activities. In previous research, amylase, protease, and lipase enzyme activities were discovered by [Arun & Sivashanmugam \(2015\)](#), [Rasit & Mohammad \(2018\)](#), [Samriti et al., \(2019\)](#). However, the tests were unable to discover the cellulase enzyme. In this research, Eco Enzyme that was dissolved 100 times showed amylase enzyme activity of 2.15 U/m and cellulase enzyme activity of 1.69 U/mL.

Table 1 also shows significant Eco Enzyme killing power against bacteria. In just 15 seconds of contact time, 20% of eco enzyme concentration can kill E. coli with a killing rate of up to 99.95% and P. aeruginosa bacteria with a killing rate of up to 99.90%. This discovery was also generated by [Arun & Sivashanmugam \(2015\)](#), who measured eco enzyme killing power against E. coli and salmonella.

Based on this characterization, eco enzyme can be utilized as a cleaning agent in soaps, a material to produce hand sanitizer, a disinfectant, and to process waste. In this research, eco enzyme was applied as a waste processing agent, in order to lower the TSS rate in liquid waste. TSS Waste processing results in a lower TSS rate. This can be seen in Table 2.

Table 2
TSS Results by Utilizing Eco Enzyme (EE)

Initial Concentration TSS (mg/l)	Initial pH	EE Concentration (ml)	TSS Treatment Results	TSS Reduction Percentage (%)	pH After Treatment
345	5.7	30 ml EE 20%	35	88.333	3.68
345	5.7	20 ml EE 20%	115	66.667	3.36
345	5.7	10 ml EE 20%	120	65.217	3.51

Table 2 shows the influence of Eco Enzyme addition against TSS concentration on liquid waste, which also pictured in Figure 2.

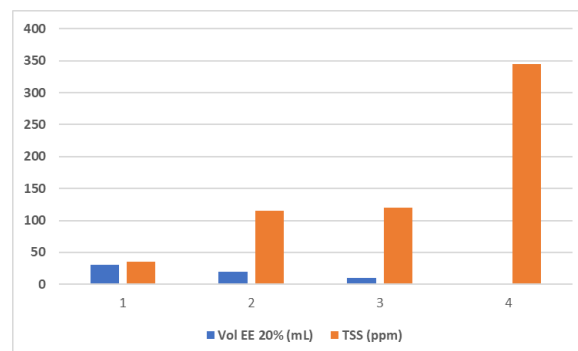


Figure 2. The Influence of Eco Enzyme addition against TSS

Figure 2 shows that higher Eco Enzyme addition on liquid waste will produce a higher TSS drop rate. The highest TSS reduction occurred on a 20% Eco Enzyme addition of 30 ml, where the TSS rate dropped from 345 ppm to 35 ppm.

This research shows that eco enzyme production from fruit peel and vegetable waste can bring two benefits. The first is to lower organic waste volume and actively contribute to global warming prevention. If every house can consistently create eco enzyme, it can lead to significant organic waste volume reduction (Jegannathan & Nielsen, 2013; Panda et al., 2016; Jaya et al., 2022)), which is a valuable contribution from every house. The second benefit is that eco enzyme products possess many advantages. Based on our research, the compound is proven to be able to significantly lower TSS in waste streams by up to 65-88%. This result outperforms a study conducted by Arun & Sivashanmugam (2015), which found a reduction in TSS of between 37 and 39%. Sambaraju & Sree Lakshmi (2020), also published a TSS reduction rate by using Eco Enzyme with a reduction rate of 26-29%. Meanwhile, Rasit & Mohammad (2018) discovered that eco enzyme reduces TSS by 55-65%. The existence of enzymes in eco enzymes as biocatalysts is useful for degrading polymer molecules in wastes such as fat, amylum, protein, and cellulose as TSS components into monomers with smaller molecule sizes. By doing so, these monomers will be dissolved and no longer suspended, which leads to a lower TSS rate in liquid waste. This research and previous research show that TSS reduction rate is affected by initial TSS concentration, eco enzyme dose, pH of solution, and contact time.

Eco enzyme had a killing power of 99.95% of *E. coli* bacteria and 99.90% of *P. Aeruginosa* bacteria at a concentration of 20% with a contact time of 15 seconds in 9 variations of dilution. This research shows that eco enzyme can also be utilized as an anti-bacterial agent. This result is similar to that of research conducted by Arun and Sivashanmugam (2015), which shows the anti-bacterial nature of eco enzyme against *E. coli* and *Salmonella*, with a lower killing rate percentage. Besides containing enzymes, eco enzymes also contain organic acids that kill bacteria, such as citric, acetate, lactate, malate, and oxalate acids. The anti-bacterial nature and effectiveness of eco enzyme is influenced by organic compounds used to generate eco enzyme as well as pH, eco enzyme concentration, and contact time (Rasit & Mohammad, 2018; Etienne et al., 2013).

4 Conclusion

Eco enzyme production can bring many benefits. Besides reducing organic waste, it can also be used as an effective compound to process waste and as an anti-bacterial agent. This research shows effective TSS reduction on liquid waste with a percentage of 65-88% and anti-bacterial agent effectiveness of 99.90–99.95%. Further research is recommended in order to discover other types of eco enzyme utilizations and to produce larger waste processing abilities, such as reducing BOD, COD, anions such as ammoniac and phosphate, along with cationic materials such as metal ions commonly found in liquid waste.

Conflict of interest statement

The authors declared that they have no competing interest.

Statement of authorship

The authors have a responsibility for the conception and design of the study. The authors have approved the final article.

Acknowledgments

We are grateful to two anonymous reviewers for their valuable comments on the earlier version of this paper.

References

- Arun, C., & Sivashanmugam, P. (2015). Identification and optimization of parameters for the semi-continuous production of garbage enzyme from pre-consumer organic waste by green RP-HPLC method. *Waste Management*, 44, 28-33. <https://doi.org/10.1016/j.wasman.2015.07.010>
- Arun, C., & Sivashanmugam, P. (2015). Investigation of biocatalytic potential of garbage enzyme and its influence on stabilization of industrial waste activated sludge. *Process Safety and Environmental Protection*, 94, 471-478. <https://doi.org/10.1016/j.psep.2014.10.008>
- Arun, C., & Sivashanmugam, P. (2015). Solubilization of waste activated sludge using a garbage enzyme produced from different pre-consumer organic waste. *RSC advances*, 5(63), 51421-51427.
- Arun, C., & Sivashanmugam, P. (2017). Study on optimization of process parameters for enhancing the multi-hydrolytic enzyme activity in garbage enzyme produced from preconsumer organic waste. *Bioresource technology*, 226, 200-210. <https://doi.org/10.1016/j.biortech.2016.12.029>
- Etienne, A., Génard, M., & Lobit, P. Mbéguié-A-Mbéguié, D., and Bugaud, C.(2013). *What controls fleshy fruit acidity*, 1451-1469.
- Friedrich, E., & Trois, C. (2016). Current and future greenhouse gas (GHG) emissions from the management of municipal solid waste in the eThekweni Municipality–South Africa. *Journal of Cleaner Production*, 112, 4071-4083. <https://doi.org/10.1016/j.jclepro.2015.05.118>
- Jaya, I. M. A. W., Wisaniyasa, N. W., & Putra, I. N. K. (2022). The effect of drying temperature and time on the chemical and functional characteristics of couple bean surrounding flour (*Vigna unguiculata*). *International Research Journal of Engineering, IT & Scientific Research*, 8(4), 57-70. <https://doi.org/10.21744/irjeis.v8n4.2099>
- Jegannathan, K. R., & Nielsen, P. H. (2013). Environmental assessment of enzyme use in industrial production—a literature review. *Journal of cleaner production*, 42, 228-240. <https://doi.org/10.1016/j.jclepro.2012.11.005>
- Mavani, H. A. K., Tew, I. M., Wong, L., Yew, H. Z., Mahyuddin, A., Ahmad Ghazali, R., & Pow, E. H. N. (2020). Antimicrobial efficacy of fruit peels eco-enzyme against *Enterococcus faecalis*: an in vitro study. *International Journal of Environmental Research and Public Health*, 17(14), 5107.
- Nathao, C., Sirisukpoka, U., & Pisutpaisal, N. (2013). Production of hydrogen and methane by one and two stage fermentation of food waste. *International journal of hydrogen energy*, 38(35), 15764-15769. <https://doi.org/10.1016/j.ijhydene.2013.05.047>
- Panda, S. K., Mishra, S. S., Kayitesi, E., & Ray, R. C. (2016). Microbial-processing of fruit and vegetable wastes for production of vital enzymes and organic acids: Biotechnology and scopes. *Environmental research*, 146, 161-172. <https://doi.org/10.1016/j.envres.2015.12.035>
- Rajaeifar, M. A., Ghanavati, H., Dashti, B. B., Heijungs, R., Aghbashlo, M., & Tabatabaei, M. (2017). Electricity generation and GHG emission reduction potentials through different municipal solid waste management technologies: a comparative review. *Renewable and Sustainable Energy Reviews*, 79, 414-439. <https://doi.org/10.1016/j.rser.2017.04.109>
- Rasit, N., & Mohammad, F. S. (2018). Production and characterization of bio catalytic enzyme produced from fermentation of fruit and vegetable wastes and its influence on aquaculture sludge. *Int. J. Sci. Technol*, 4, 12-26.
- Sambaraju, S., & Lakshmi, V. S. (2020). Eco-friendly treatment of dairy wastewater using garbage enzyme. *Materials Today: Proceedings*, 33, 650-653. <https://doi.org/10.1016/j.matpr.2020.05.719>
- Samriti, S. S., & Arya, A. (2019). Garbage enzyme: A study on compositional analysis of kitchen waste ferments. *The Pharma Innovation Journal*, 8(4), 1193-1197.
- Selvakumar, P., & Sivashanmugam, P. (2017). Optimization of lipase production from organic solid waste by anaerobic digestion and its application in biodiesel production. *Fuel Processing Technology*, 165, 1-8. <https://doi.org/10.1016/j.fuproc.2017.04.020>

Eco enzyme production from fruit peel waste and its application as an anti-bacterial and TSS reducing agent

by Suliestyah -

Submission date: 18-Oct-2022 09:06AM (UTC+0700)

Submission ID: 1928268047

File name: its_Application_as_an_Anti-Bacterial_and_TSS_Reducing_Agent.pdf (397.73K)

Word count: 3125

Character count: 16500



1 Eco Enzyme Production from Fruit Peel Waste and its Application as an Anti-Bacterial and TSS Reducing Agent



Sulistyah ^a
Reza Aryanto ^b
Christin Palit ^c
Ririn Yulianti ^d
Bambang C Suudi ^e
Angelia Meitdwitri ^f

Article history:

Submitted: 18 July 2022
Revised: 09 August 2022
Accepted: 27 September 2022

1 Keywords:

amylase;
cellulase;
eco enzyme;
E-Coli;
P. Aeruginosa;
TSS;

Abstract

The increasing volume of organic waste in garbage dump facilities will emit methane gas, which is one of the greenhouse gases that cause global warming. By producing eco enzymes from fruit peel and vegetable waste, we can minimize organic waste while also creating beneficial products. In this research, eco-enzyme was produced from papaya, dragon fruit, and orange peel waste mixed with water and molasses. The weight ratio between water, organic compounds, and molasses was 10:3:1. The mixture was fermented for 3 months. The DNS method was used to test enzyme activity; the ASTM 2315:2008 method was used to measure bacteria killing power; and the SNI 06-6989-3-2004 method was used to measure TSS levels in liquid waste. The Eco enzyme product generated from this research has an amylase enzyme activity of 2.15 and a cellulase activity of 1.69. Eco enzyme effectiveness in killing E. coli bacteria reaches 99.95% and P. aeruginosa bacteria at 99.90% with only 20% of eco enzyme concentration within 15 seconds of contact time. The results of liquid waste processing using this eco enzyme show that TSS reduction rate is 65-88% on an initial TSS concentration of 345 ppm.

2 International research journal of engineering, IT & scientific research © 2022.
This is an open access article under the CC BY-NC-ND license
(<https://creativecommons.org/licenses/by-nc-nd/4.0/>).

Corresponding author:

Sulistyah,
Department of Mining, Faculty of Earth and Energy Technology,
Trisakti University, Jakarta, Indonesia
Email address: Sulistyah@trisakti.ac.id

^a Trisakti University, Jakarta, Indonesia
^b Trisakti University, Jakarta, Indonesia
^c Trisakti University, Jakarta, Indonesia
^d Trisakti University, Jakarta, Indonesia
^e Trisakti University, Jakarta, Indonesia
^f Trisakti University, Jakarta, Indonesia

1 Introduction

Methane gas generated from organic compounds is one of the greenhouse gases that can destroy the ozone layer that causes global warming (Friedrich & Trois, 2016; Jegannathan & Nielsen, 2013; Panda et al., 2015). A number of methods to reduce waste emissions can be implemented, for example, by managing waste and utilizing technology to generate power (Rajaeifar et al., 2017; Nathao et al., 2013). One method for reducing organic waste is to use fruit peel and vegetable waste to make eco enzyme. An eco enzyme is a complex organic liquid that contains a number of organic enzymes and acids. Arun & Sivashanmugam (2015), developed an eco enzyme from waste cabbage, pineapple, orange, and mango peels. Meanwhile, Arun & Sivashanmugam (2017), produced eco enzymes out of tomato and orange peel wastes. Besides that, Mavani et al. (2020), also produced eco-enzyme out of orange peel, pineapple hump, and papaya peel waste. Fruit peel waste mixture can also be utilized as eco-enzyme material as practiced by Mavani et al. (2020). The result of this research also shows that the previous researchers detected that eco enzymes contain organic acids such as lactate acid, malate acid, oxalate acid, acetate acid, and citric acid. Besides that, the compound also shows amylase, lipase, cellulase, and protease enzyme activities. With the existence of organic acids and enzymes, eco enzymes can be utilized as cleaning agents and waste processing agents (Arun & Sivashanmugam, 2015; Srinbaraju & Sree Lakshmi, 2020; Etienne et al., 2013), while also having the nature of anti-bacteria and anti-fungi. In this research, eco-enzyme was produced from a mixture of papaya, dragon fruit, and orange peel waste. Produced eco-enzyme liquid was utilized to lower TSS levels in order to study its potential to process wastes that contain TSS. Besides that, it also aims to see the potential of eco-enzyme as an anti-bacterial agent (Selvakumar & Sivashanmugam, 2017).

2 Materials and Methods

Eco enzyme production

300 grams of organic waste (papaya, dragon fruit, and orange peels) were mixed with 100 grams of sugar cane drops (molasses) as a carbon source and one liter of water inside an airtight container with a 2 liter capacity. Fermentation was conducted for 3 months in sun-protected conditions at room temperature. After 3 months, the compound was filtered and the filtered result was collected as eco enzyme.

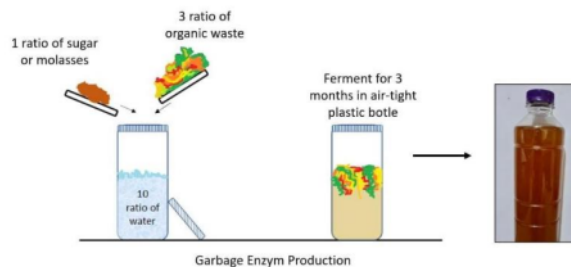


Figure 1. Eco Enzyme production from fruit peel wastes

Eco enzyme characteristics include pH, density, Total Suspended Solid (TSS), Total Dissolved Solid (TDS), Biological Oxygen Demand (BOD), Chemical Oxygen Demand (COD), enzyme activities, and killing power against bacteria measurements.

Eco enzyme activity and killing power testing against bacteria

Enzyme activity testing was conducted by using the DNS method.

The Eco Enzyme sample was gradually dissolved from 10X, 100X, 500X, and 1000X. 250 L substrate + 250 L Enzyme were reacted for 15 minutes at 30°C temperature. After that, 500 L of DNS was added and heated at 100°C. Sirestyah, S., Aryanto, R., Palit, C., Yulianti, R., Suudi, B. C., & Meitdwitri, A. (2022). Eco enzyme production from fruit peel waste and its application as an anti-bacterial and TSS reducing agent. *International Research Journal of Engineering, IT & Scientific Research*, 8(6), 270-275. <https://doi.org/10.21744/irjeis.v8n6.2199>

C for 15 minutes. The compound was then cooled on ice for 10 minutes and measured with a spectrophotometer at a wavelength of 540 nm. Substrate control: 250 μ L substrate + 250 μ L buffer sodium citrate pH 3.0 0.05 M reacted on 30°C temperature for 30 minutes. The next process was similar to before. The absorbance value generated was converted into sugar reducer concentration (ppm) by using a formula generated from the glucose standard curve.

$$\text{Amylase enzyme activity: } \frac{\text{Enzyme concentration (mg/ml)} \times \text{dilution factor} \times 1000}{\text{reaction time (15 minute)} \times \text{starch molecular weight (180)}} \dots\dots\dots(1)$$

250 L substrate + 250 L enzyme were reacted for 15 minutes at a temperature of 25°C. After that, 500 L of DNS was added and heated at a 100 oC temperature for 15 minutes. The compound was then cooled on ice for 10 minutes and measured with a spectrophotometer at a wavelength of 540 nm. 250 L substrate + 250 L buffer sodium citrate pH 3.0 0.05 M was reacted for 15 minutes at 25°C temperature. The next process was similar to before. The absorbance value generated was converted into sugar reducer concentration (ppm) by using a formula generated from the glucose standard curve.

$$\text{Cellulase enzyme activity: } \frac{\text{Enzyme concentration} \left(\frac{\text{mg}}{\text{liter}} \right) \times \text{dilution factor} \times 1000}{\text{reaction time (15 minute)} \times \text{glucose molecular weight (180)}} \dots\dots\dots(2)$$

A killing power test against E. coli and P. Aeruginosa bacteria was conducted by using the ASTM 2315:2008 method. Pure eco enzyme was dissolved in aquadest to produce 40%, 60% and 80% rates. After that, each concentration was further dissolved up to 40%, 60%, and 80%. A killing power test against bacteria was conducted on each dissolving process to obtain 9 dissolving variations.

TSS rate testing was conducted by using the SNI 06-6989 3/2004 method. 1. Filter paper was placed on a filtration vacuum before pouring in 20 mL of water. After that, the vacuum was turned on in order to ensure that the filter paper was perfectly installed. Filter paper in a crus cup was heated up to 105 oC for 15 minutes. The tested compound was placed inside a pipet tube with a volume of 220 ml, poured onto dry filter paper, and heated for 3 minutes to reach perfect condition.

A = filter weight + dried residue (mg),

B = filter weight (mg)

$$\text{Total Suspended Solid (mg/l)} : \frac{(A-B) \times 1000}{\text{Sampel (ml)}} \dots\dots\dots(3)$$

TSS treatment on waste water by using eco enzyme

10 ml of eco enzyme solution with a 20% concentration was mixed with waste that contained 345 ppm of TSS. After that, the solution was inserted into the incubator shaker at 100 RPM speed for 10 minutes at 35 oC temperature. After the shaker is turned off, the solution is set aside for 30 minutes before being tested for TSS using the SNI 06-6989 3-2004 method. The same procedure was conducted by using 20% of the eco enzyme concentration in 30 ml of volume.

3 Results and Discussions

Based on this research, we generated eco enzyme characterization as shown in Table 1.

Table 1
Eco Enzyme (EE) Characterization Results

Parameter	Unit	Test Results
Color		Brown
Smell		Specific Fragrant
pH		3.17
Density	g/mL	1.02

Methanol	%	0.04
Ethanol	%	2.22
Total Suspended Solid (TSS)	mg/L	5
Total Dissolved Solid (TDS)	mg/L	2200
Biological Oxygen Demand (BOD)	mg/L	634
Chemical Oxygen Demand (COD)	mg/L	880
E-Coli Bacteria Killing Power (20% content, 15 seconds)	%	99.95
P. Aeruginosa Bacteria Killing Power (20% content, 15 seconds)	%	99.90
Amylase enzyme activity (100x dissolving)	U/mL	2.15
Cellulase enzyme activity (100x dissolving)	U/mL	1.69

Table 1 shows that eco enzyme with an acidic nature at a pH level of 3.17, which possesses a low TSS level of 5 ppm, has significant bacteria killing power of up to 99.97 %, while also containing amylase and cellulase enzyme activities. In previous research, amylase, protease, and lipase enzyme activities were discovered by Arun & Sivashanmugam (2015), Rasit & Mohammad (2018), Samriti et al., (2019). However, the tests were unable to discover the cellulase enzyme. In this research, Eco Enzyme that was dissolved 100 times showed amylase enzyme activity of 2.15 U/m and cellulase enzyme activity of 1.69 U/mL.

Table 1 also shows significant Eco Enzyme killing power against bacteria. In just 15 seconds of contact time, 20% of eco enzyme concentration can kill E. coli with a killing rate of up to 99.95% and P. aeruginosa bacteria with a killing rate of up to 99.90%. This discovery was also generated by Arun & Sivashanmugam (2015), who measured eco enzyme killing power against E. coli and salmonella.

Based on this characterization, eco enzyme can be utilized as a cleaning agent in soaps, a material to produce hand sanitizer, a disinfectant, and to process waste. In this research, eco enzyme was applied as a waste processing agent, in order to lower the TSS rate in liquid waste. TSS Waste processing results in a lower TSS rate. This can be seen in Table 2.

Table 2
TSS Results by Utilizing Eco Enzyme (EE)

Initial Concentration TSS (mg/l)	Initial pH	EE Concentration (ml)	TSS Treatment Results	TSS Reduction Percentage (%)	pH After Treatment
345	5.7	30 ml EE 20%	35	88.333	3.68
345	5.7	20 ml EE 20%	115	66.667	3.36
345	5.7	10 ml EE 20%	120	65.217	3.51

Table 2 shows the influence of Eco Enzyme addition against TSS concentration on liquid waste, which also pictured in Figure 2.

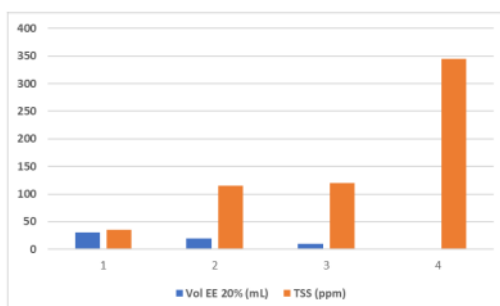


Figure 2. The Influence of Eco Enzyme addition against TSS

Figure 2 shows that higher Eco Enzyme addition on liquid waste will produce a higher TSS drop rate. The highest TSS reduction occurred on a 20% Eco Enzyme addition of 30 ml, where the TSS rate dropped from 345 ppm to 35 ppm.

This research shows that eco enzyme production from fruit peel and vegetable waste can bring two benefits. The first is to lower organic waste volume and actively contribute to global warming prevention. If every house can consistently create eco enzyme, it can lead to significant organic waste volume reduction (Jegannathan & Nielsen, 2013; Panda et al., 2016; Jaya et al., 2022), which is a valuable contribution from every house. The second benefit is that eco enzyme products possess many advantages. Based on our research, the compound is proven to be able to significantly lower TSS in waste streams by up to 65-88%. This result outperforms a study conducted by Arun & Sivashanmugam (2015), which found a reduction in TSS of between 37 and 39%. Sambaraju & Sree Lakshmi (2020), also published a TSS reduction rate by using Eco Enzyme with a reduction rate of 26-29%. Meanwhile, Rasit & Mohammad (2018) discovered that eco enzyme reduces TSS by 55-65%. The existence of enzymes in eco enzymes as biocatalysts is useful for degrading polymer molecules in wastes such as fat, amyllum, protein, and cellulose as TSS components into monomers with smaller molecule sizes. By doing so, these monomers will be dissolved and no longer suspended, which leads to a lower TSS rate in liquid waste. This research and previous research show that TSS reduction rate is affected by initial TSS concentration, eco enzyme dose, pH of solution, and contact time.

Eco enzyme had a killing power of 99.95% of *E. coli* bacteria and 99.90% of *P. Aeruginosa* bacteria at a concentration of 20% with a contact time of 15 seconds in 9 variations of dilution. This research shows that eco enzyme can also be utilized as an anti-bacterial agent. This result is similar to that of research conducted by Arun and Sivashanmugam (2015), which shows the anti-bacterial nature of eco enzyme against *E. coli* and *Salmonella*, with a lower killing rate percentage. Besides containing enzymes, eco enzymes also contain organic acids that kill bacteria, such as citric, acetate, lactate, malate, and oxalate acids. The anti-bacterial nature and effectiveness of eco enzyme is influenced by organic compounds used to generate eco enzyme as well as pH, eco enzyme concentration, and contact time (Rasit & Mohammad, 2018; Etienne et al., 2013).

4 Conclusion

Eco enzyme production can bring many benefits. Besides reducing organic waste, it can also be used as an effective compound to process waste and as an anti-bacterial agent. This research shows effective TSS reduction on liquid waste with a percentage of 65-88% and anti-bacterial agent effectiveness of 99.90-99.95%. Further research is recommended in order to discover other types of eco enzyme utilizations and to produce larger waste processing abilities, such as reducing BOD, COD, anions such as ammoniac and phosphate, along with cationic materials such as metal ions commonly found in liquid waste.

1

Conflict of interest statement

The authors declared that they have no competing interest.

Statement of authorship

The authors have a responsibility for the conception and design of the study. The authors have approved the final article.

Acknowledgments

We are grateful to two anonymous reviewers for their valuable comments on the earlier version of this paper.

References

- Arun, C., & Sivashanmugam, P. (2015). Identification and optimization of parameters for the semi-continuous production of garbage enzyme from pre-consumer organic waste by green RP-HPLC method. *Waste Management*, 44, 28-33. <https://doi.org/10.1016/j.wasman.2015.07.010>
- Arun, C., & Sivashanmugam, P. (2015). Investigation of biocatalytic potential of garbage enzyme and its influence on stabilization of industrial waste activated sludge. *Process Safety and Environmental Protection*, 94, 471-478. <https://doi.org/10.1016/j.psep.2014.10.008>
- Arun, C., & Sivashanmugam, P. (2015). Solubilization of waste activated sludge using a garbage enzyme produced from different pre-consumer organic waste. *RSC advances*, 5(63), 51421-51427.
- Arun, C., & Sivashanmugam, P. (2017). Study on optimization of process parameters for enhancing the multi-hydrolytic enzyme activity in garbage enzyme produced from preconsumer organic waste. *Bioresource technology*, 226, 200-210. <https://doi.org/10.1016/j.biortech.2016.12.029>
- Etienne, A., Génard, M., & Lobit, P. Mbéguié-A-Mbéguié, D., and Bugaud, C.(2013). *What controls fleshy fruit acidity*, 1451-1469.
- Friedrich, E., & Trois, C. (2016). Current and future greenhouse gas (GHG) emissions from the management of municipal solid waste in the eThekweni Municipality–South Africa. *Journal of Cleaner Production*, 112, 4071-4083. <https://doi.org/10.1016/j.jclepro.2015.05.118>
- Jaya, I. M. A. W., Wisaniyasa, N. W., & Putra, I. N. K. (2022). The effect of drying temperature and time on the chemical and functional characteristics of couple bean surrounding flour (*Vigna unguiculata*). *International Research Journal of Engineering, IT & Scientific Research*, 8(4), 57-70. <https://doi.org/10.21744/irjeis.v8n4.2099>
- Jegannathan, K. R., & Nielsen, P. H. (2013). Environmental assessment of enzyme use in industrial production—a literature review. *Journal of cleaner production*, 42, 228-240. <https://doi.org/10.1016/j.jclepro.2012.11.005>
- Mavani, H. A. K., Tew, I. M., Wong, L., Yew, H. Z., Mahyuddin, A., Ahmad Ghazali, R., & Pow, E. H. N. (2020). Antimicrobial efficacy of fruit peels eco-enzyme against *Enterococcus faecalis*: an in vitro study. *International Journal of Environmental Research and Public Health*, 17(14), 5107.
- Nathao, C., Sirisukpoka, U., & Pisutpaisal, N. (2013). Production of hydrogen and methane by one and two stage fermentation of food waste. *International journal of hydrogen energy*, 38(35), 15764-15769. <https://doi.org/10.1016/j.ijhydene.2013.05.047>
- Panda, S. K., Mishra, S. S., Kayitesi, E., & Ray, R. C. (2016). Microbial-processing of fruit and vegetable wastes for production of vital enzymes and organic acids: Biotechnology and scopes. *Environmental research*, 146, 161-172. <https://doi.org/10.1016/j.envres.2015.12.035>
- Rajaeifar, M. A., Ghanavati, H., Dashti, B. B., Heijungs, R., Aghbashlo, M., & Tabatabaei, M. (2017). Electricity generation and GHG emission reduction potentials through different municipal solid waste management technologies: a comparative review. *Renewable and Sustainable Energy Reviews*, 79, 414-439. <https://doi.org/10.1016/j.rser.2017.04.109>
- Rasit, N., & Mohammad, F. S. (2018). Production and characterization of bio catalytic enzyme produced from fermentation of fruit and vegetable wastes and its influence on aquaculture sludge. *Int. J. Sci. Technol*, 4, 12-26.
- Sambaraju, S., & Lakshmi, V. S. (2020). Eco-friendly treatment of dairy wastewater using garbage enzyme. *Materials Today: Proceedings*, 33, 650-653. <https://doi.org/10.1016/j.matpr.2020.05.719>
- Samriti, S. S., & Arya, A. (2019). Garbage enzyme: A study on compositional analysis of kitchen waste ferments. *The Pharma Innovation Journal*, 8(4), 1193-1197.
- Selvakumar, P., & Sivashanmugam, P. (2017). Optimization of lipase production from organic solid waste by anaerobic digestion and its application in biodiesel production. *Fuel Processing Technology*, 165, 1-8. <https://doi.org/10.1016/j.fuproc.2017.04.020>

Eco enzyme production from fruit peel waste and its application as an anti-bacterial and TSS reducing agent

ORIGINALITY REPORT

23%

SIMILARITY INDEX

22%

INTERNET SOURCES

4%

PUBLICATIONS

7%

STUDENT PAPERS

PRIMARY SOURCES

1

sloap.org

Internet Source

19%

2

media.neliti.com

Internet Source

1%

3

repository.unair.ac.id

Internet Source

1%

4

C. Arun, P. Sivashanmugam. "Identification and optimization of parameters for the semi-continuous production of garbage enzyme from pre-consumer organic waste by green RP-HPLC method", Waste Management, 2015

Publication

1%

Exclude quotes Off

Exclude matches < 15 words

Exclude bibliography On