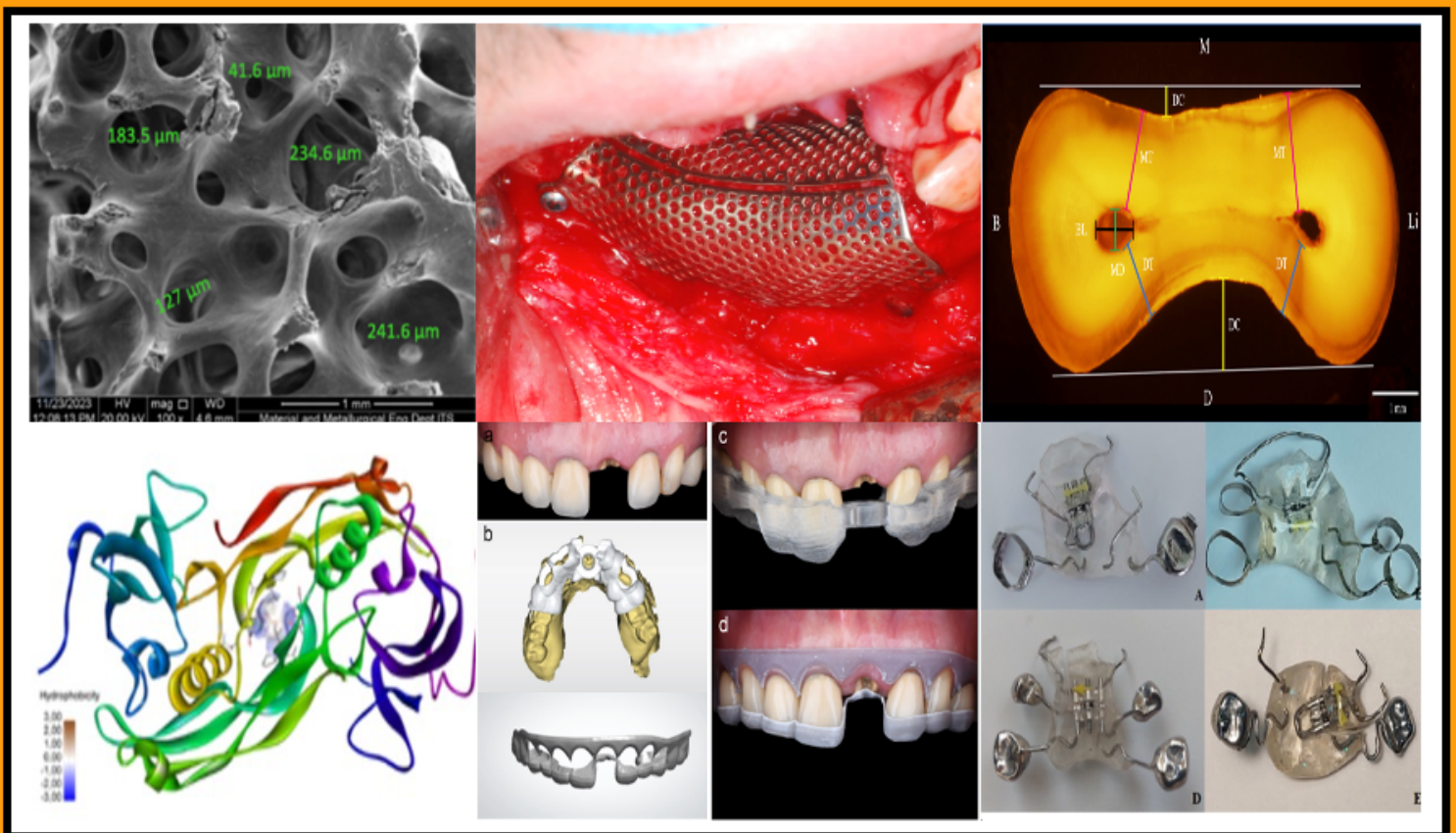


Journal of International Dental and Medical Research



2024 - Vol. 17 – No. 1

<http://www.jidmr.com>



Journal of International Dental and Medical Research



Editorial Board of JIDMR

Prof. Dr. Izzet YAVUZ

Editor-in-Chief and General Director

Advisory Board

Prof. Dr. Refik ULKU **Editor for Medicine**

Prof. Dr. Zulkuf AKDAG **Editor for Biomedical Research**

Prof. Dr. Ozkan ADIGUZEL **Associate Editor**

Gajanan Kiran KULKARNI **(CANADA)**

Betul KARGUL **(TURKEY)**

Diah Ayu MAHARANI **(INDONESIA)**

Francisco Cammarata-Scalisi **(Venezuela)**

Myroslav Goncharuk-Khomyn **(UKRAINE)**

Ferranti WONG **(UK)**

Zeki AKKUS **(TURKEY)**

Michele CALLEA **(ROME, ITALY)**

Zelal ULKU **(TURKEY)**

Moschos A. PAPADOPOULOS **(GREECE)**

Lindawati S KUSDHANY **(INDONESIA)**

Yasemin YAVUZ **(TURKEY)**

Yuliya MAKEDONOVA **(RUSSIA)**

Nik Noriah Nik HUSSEIN **(MALAYSIA)**

Editorial Board

Abdel Fattah BADAWI (EGYPT)

Guvenc BASARAN (TURKEY)

Nezahat AKPOLAT (TURKEY)

Abdurrahman ONEN (TURKEY)

Güven ERBİL (TURKEY)

Nihal HAMAMCI (TURKEY)

Ahmet YALINKAYA (TURKEY)

Halimah AWANG (MALAYSIA)

Nik Noriah Nik HUSSEIN (MALAYSIA)

Ahmet DAG (TURKEY)

Halit AKBAS (TURKEY)

Nicola Pranno (ROME)

Ali Al-ZAAG (IRAQ)

Heloisa Fonseca MARAO

Nurten AKDENİZ (TURKEY)

Ali BUMIN (TURKEY)

(BRAZIL)

Nurten ERDAL (TURKEY)

Ali FADEL (EGYPT)

Hilal TURKER (TURKEY)

Orhan TACAR (TURKEY)

Ali GUR (TURKEY)

Hüseyin ASLAN (TURKEY)

Ozant ONCAG (TURKEY)

Ali Riza ALPOZ (TURKEY)

Igor BELYAEV (SWEDEN)

Ozgur UZUN (TURKEY)

Ali Riza Tunçdemir (TURKEY)

Ilhan INCI (ZURICH)

Ozkan ADIGUZEL (TURKEY)

Allah Bakhsh HAAFIZ (USA)

Ilker ETIKAN (TURKEY)

Rafat Ali SIDDIQUI (PAKISTAN)

Alpaslan TUZCU (TURKEY)

Isil TEKMEK (TURKEY)

Refik ULKU (TURKEY)

Alpen ORTUG (TURKEY)

Isin ULUKAPI (TURKEY)

Sabiha Zelal ULKU (TURKEY)

Armelia Sari

Jalen DEVECIOGLU KAMA
(TURKEY)

Sabri BATUN (TURKEY)

WIDYARMAN (INDONESIA)

Sadullah KAYA (TURKEY)

Ashish AGGARWAL (INDIA)	Kemal CIGDEM (TURKEY)	Saul Martins PAIVA (BRAZIL)
Ayşe GUNAY (TURKEY)	Kemal NAS (TURKEY)	Sedat AKDENİZ (TURKEY)
Aziz YASAN (TURKEY)	Kewal KRISHAN (INDIA)	Seher GUNDUZ ARSLAN (TURKEY)
Awiruth KLAISIRI (THAILAND)	King Nigel MARTYN(HONG KONG, CHINA)	Selahattin ATMACA (TURKEY)
Balasubramanian MADHAN (INDIA)	Kursat ER (TURKEY)	Selahattin TEKES (TURKEY)
Benik HARUTUNYAN (ARMENIA)	Levent ERDINC (TURKEY)	Serdar ERDINE (TURKEY)
Betul KARGUL (TURKEY)	Luca TESTARELLI (ROME)	Serdar ONAT (TURKEY)
Betul URREHMAN (UAE)	Lucianne Cople MAIA (BRAZIL)	Sergio Adriane Bezerra DE MOURA (BRAZIL)
Bugra OZEN (TURKEY)	Luciane Rezende COSTA (BRAZIL)	Serhan AKMAN (TURKEY)
Carlos Menezes AGUIAR (BRAZIL)	Marri Sai ARCHANA (INDIA)	Sertac PEKER (TURKEY)
Cemil SERT (TURKEY)	Manoj KUMAR (INDIA)	Seyed Amir Danesh SANI (USA)
Chiramana SANDEEP (INDIA)	Marcelo Rodrigues AZENHA (BRAZIL)	Seyit Burhaneddin ZINCIRCIÖGLÜ (TURKEY)
Christine Bettina STAUDT (SWITZERLAND)	Marcia Cancado FIGUEIREDO (BRAZIL)	Shailesh LELE (INDIA)
Cihan AKGUL (TURKEY)	Marco MONTANARI (ITALY)	Sinerik N. AYRAPETYAN (ARMENIA)
Claudia DELLAVIA (ITALY)	Margaret TZAPHLIDOU (GREECE)	Smaragda KAVADIA (GREECE)
Diah Ayu MAHARANI (INDONESIA)	Medi GANIBEGOVIC (BOSNIA and HERZEGOVINA)	Sossani SIDIROPOULOU (GREECE)
Dinesh Rokaya (NEPAL)	Mehmet DOGRU (TURKEY)	Stefano Di CARLO (ROME)
Edoardo BAUNER (ROMA)	Mehmet Emin ERDAL (TURKEY)	Sunit Kr. JUREL (INDIA)
Emmanuel Joao N. Leal da SILVA (BRAZIL)	Mehmet Sinan DOGAN (TURKEY)	Stephen D. SMITH (USA)
Emin Caner TUMEN (TURKEY)	Mehmet Zulkuf AKDAG (TURKEY)	Susumu TEREKAWA (JAPAN)
Emrullah BAHŞI (TURKEY)	Meral ERDİNC (TURKEY)	Suha TURKASLAN (TURKEY)
Ertunc Dayı (TURKEY)	Michele CALLEA (ITALY)	Suleyman DASDAG (TURKEY)
Fadel M. ALI (EGYPT)	Mohamed TREBAK (USA)	Taskin GURBUZ (TURKEY)
Fahinur ERTUGRUL (TURKEY)	Mohammad Khursheed Alam (KSA)	Ufuk ALUCLU (TURKEY)
Feral OZTURK (TURKEY)	Mohammad SUHRON (INDONESIA)	Ugur KEKLIKCI (TURKEY)
Feridun BASAK (TURKEY)	Mohammed Mustahsen URREHMAN (UAE)	Xiong-Li YANG (CHINA)
Ferranti WONG (UNITED KINGDOM)	Moschos A. PAPADOPOULOS (GREECE)	Vatan KAVAK (TURKEY)
Feyzi Çelik (TURKEY)	Mostaphazadeh AMROLLAH (IRAN)	Yasar YILDIRIM (TURKEY)
Feyzullah Uçmak (TURKEY)	M.S. Rami REDDY (INDIA)	Yasemin YAVUZ (TURKEY)
Figen SEYMEN (TURKEY)	Muhammad FAHİM (INDIA)	Yavuz SANISOGLU (TURKEY)
Filippo BATELLI (ITALY)		Yu LEI (USA)
Filiz Acun KAYA (TURKEY)		Yuri LIMANSKI (UKRAINE)
Flavio Domingues Das NEVES (BRAZIL)		Zafer C. CEHRELİ (TURKEY)
Folakemi OREDUGBA (NIGERIA)		Zeki AKKUS (TURKEY)
Francesca De ANGELIS (ITALY)		Zuhal KIRZIOGLU (TURKEY)
Gaetano PAOLONE (ITALY)		Zurab KOMETIANI (GEORGIA)
Gajanan Kiran KULKARNI (CANADA)		Zurab S. KHABADZE (RUSSIA)

Gamze AREN (TURKEY)	Mukadder ATMACA (TURKEY)
Gauri LELE (INDIA)	Murat AKKUS (TURKEY)
Gonul OLMEZ (TURKEY)	Murat SOKER (TURKEY)
Gulsen YILMAZ (TURKEY)	Mustafa KELLE (TURKEY)
Gulten UNLU (TURKEY)	Mustafa ZORTUK (TURKEY)
	Muzeyyen YILDIRIM (TURKEY)
	Neval Berrin ARSERIM (TURKEY)

Editor of technical review: Zeynep YAVUZ / Editor of technical review: Elifnur YAVUZ

TABLE OF CONTENTS / 2024; 17 (1)**DENTISTRY****EXPERIMENTAL ARTICLE**

1. **Shear Bond Strength of Dentin Bonded to Various Restorative Materials Using Universal Resin Cements**

Rasita Kusolphat, Juthatip Aksornmuang, Boonlert Kukiattrakoon
Pages 1-10

EXPERIMENTAL ARTICLE

2. **The Effect of Static Magnetic Field in Enhancing the Level of BMP-2 and FGF-2 during Early Phase of Osseointegration**

Leonard Christiaan Nelwan, Sindy Cornelia Nelwan, Asti Meizarini, Joyceline Eunika Jayakusuma, Nunthawan Nowwarote
Pages 11-14

EXPERIMENTAL ARTICLE

3. **A Modified Experimental Model of Periodontitis in Rats: Morphological and Cytokine Profile**

Olga Neprelyuk, Sergey Neprelyuk, Alexander Vyselko, Anastasia Dzhelip, Irina Shemyakina, Svetlana Severinova, Maxim Kriventsov
Pages 15-21

EXPERIMENTAL ARTICLE

4. **Clinical Evaluation of Platelet Rich Plasma Application on Autogenous Bone Graft in a Sheep Model**

Vera Julia, Lilies Dwi Sulistyani, Dwi Ariawan, Lully Kurniawan, Arbi Wijaya, Tri Isyani Tungga Dewi, Bambang Pontjo Priosoeryanto, Benny Sjariefsjah Latief
Pages 22-25

EXPERIMENTAL ARTICLE

5. **The Fracture Resistance of Endodontically Treated Teeth with Biologic Posts of Different Lengths: in Vitro-Study**

Roshini Vijayakumaran Nair, Nancy Soliman Farghal, Riham Mohammed, Yellumbelase Gurananjappa Naveen
Pages 26-32

EXPERIMENTAL ARTICLE

6. **Bracket Placement Accuracy with Indirect Bonding Method (An In-vitro Study)**

Ida Ayu Evangelina, Astri Nariswari, Endah Mardiaty, Elih Sayuti
Pages 33-37

EXPERIMENTAL ARTICLE

7. **Comparison of Frictional Resistance of Micro-Crystalline and Polycrystalline Alumina Self-Ligating Ceramic Brackets with Stainless Steel Archwire**

Pichaporn Kanjanaprasas, Panomwat Amornphimoltham, Bhudsadee Saenghirunvattana
Pages 38-43

EXPERIMENTAL ARTICLE

8. **The Potential Application of Dental Pulp Stem Cells for Increasing Alveolar Bone Regeneration in Pre-Prosthetic Treatment**

Intan Ruspita, Mohammad Fadyi Yunizar, Pramudya Aditama, Murti Indrastuti, Sri Budi Barunawati, Suparyono Saleh, Dyah Listyarifah
Pages 44-50

EXPERIMENTAL ARTICLE

9. **The Flexural Strength of Tricalcium silicate-White Portland Cement-Resin Versus Resin-Modified Calcium Silicate**

Ayu Trisna Hayati, Rizna Salsadila Shofwa, Indra Primathena, Arief Cahyanto, Denny Nurdin
Pages 51-57

TABLE OF CONTENTS / 2024; 17 (1)

EXPERIMENTAL ARTICLE

- 10. Enhanced Osteoblasts and Collagen Production Using a Blood Cockle (*Anadara granosa*) and Lemuru Fish Oil (*Sardinella longiceps*) Granule Combination for Tooth Socket Healing**

Eddy Hermanto, Rima Parwati Sari, Vivin Ariestania, Monika Elida Sari, David Kamandjaja, Ida Bagus Narmada, Amelia Elizabeth Pranoto, Naufal Dhany Rizaki, Nurul Farida
Pages 58-63

EXPERIMENTAL ARTICLE

- 11. Influence of Surface Coatings on Color Stability and Surface Roughness of Provisional Prosthodontic Material**

Manitar Tangvipattanapong, Pranithida Kamonwanon, Rochaya Chintavalakorn, Toemsak Srihirin
Pages 64-70

EXPERIMENTAL ARTICLE

- 12. Potential of Stem Cells from Human Exfoliated Deciduous Teeth (SHED)-derived Secretome Gel in the Wound Healing Process Post Tooth Extraction**

Nikmatus Sa'adah, Rini Devijanti Ridwan, Indeswati Diyatri, Puspa Dila Rohmaniar, Agus Aan Adriansyah
Pages 71-76

EXPERIMENTAL ARTICLE

- 13. Assessment of Topographic Changes of Gutta-Percha Cones Treated with Three Different Reagents and a Final Rinse of Distilled Water- A Scanning Electron Microscope Study**

Srivastava Swati
Pages 77-81

EXPERIMENTAL ARTICLE

- 14. The Effects of the Freeze-Drying Method on the Characteristics of A B-Tricalcium Phosphate / Polyacrylic Acid Composite Block**

Rosalina Tjandrawinata, Eddy, Jackson Dipankara, Abida Zhafira Inayasary, Thet Thet Swe, Tansza Setiana Putri
Pages 82-84

EXPERIMENTAL ARTICLE

- 15. Microscopic Evaluation of The Mesial Root Canal Diameter, Wall Thickness and Root Concavity in Human Permanent Mandibular First Molars**

Phacharawalee Nanbunta, Peraya Puapichartdumrong, Weeraya Tantanapornkul, Kessiri Wisithphrom, Thosapol Piyapattamin
Pages 85-92

EXPERIMENTAL ARTICLE

- 16. A Biomechanical Finite Element Analysis of All-on-Four Concept using Short Implants in Maxilla**

Setyawan Bonifacius, Rasmi Rikmasari, Tatacipta Dirgantara, Cortino Sukotjo, Muhammad Yusril Sulaiman
Pages 93-98

EXPERIMENTAL ARTICLE

- 17. Accuracy Comparison of Different Chairside Retrofitting CAD/CAM Ceramic Inlays to An Existing Removable Partial Denture**

Yuwasiri Rewtrakul, Jadesada Palasuk, Kornchanok Wayakanon, Nawaporn Jittapiromsak
Pages 99-103

EXPERIMENTAL ARTICLE

- 18. Analysis of Characteristics of Cancellous Rib Freeze-Dried Bovine Bone as a Substitution Material**

Reza Al Fessi, Jan Victor Santoso, Shofi Shabrina Sugiarto, Coen Pramono Danudiningrat, Intan Nirwana, Asti Meizarini, Anita Yuliati
Pages 104-109

TABLE OF CONTENTS / 2024; 17 (1)**EXPERIMENTAL ARTICLE**

- 19. An In-vitro Analysis of the Antimicrobial Efficacy of a Novel Obturating Material for Primary Teeth**
Lavanya Govindaraju, Ganesh Jeevanandan, Vishnu Priya Veeraraghavan, Mohamed El-Sherbiny, Ghala Basem Binshafi, Shouq Khalid alkharij, Elaf Abdulrahman Alhazza, Rania A . Fouad, Ateya Megahed Ibrahim
Pages 110-114

EXPERIMENTAL ARTICLE

- 20. Effect of Chitosan Oligosaccharide Solution Against Candida Albicans and Color Stability of Heat-cured Polymethylmethacrylate**
Patcharawan Silthampitag, Tanyatorn Puangphimolkij, Pisaisit Chaijareenont, Phenphichar Wanachantararak
Pages 115-121

EXPERIMENTAL ARTICLE

- 21. Increased E-Cadherin Expression in Gingiva after Exposure Lipopolysaccharide Porphyromonas Gingivalis (LPS Pg) with Curcumin Application**
Novita Kusuma Wardhani, Eka Fitria Augustina
Pages 122-126

EXPERIMENTAL ARTICLE

- 22. Comparative Evaluation of Physical and Antimicrobial Properties of Metronidazole Incorporated Formulation of Mineral Trioxide Aggregate - An In-Vitro Study**
Vignesh Ravindran, Ganesh Jeevanandan, Vishnu Priya Veeraraghavan, Mohamed El-Sherbiny, Abdullah Loay Bohairi, Yaman MHD Rateb Mardini, Omar Saeed Badughaysh, Rania A. Found, Ateya Megahed Ibrahim
Pages 127-135

EXPERIMENTAL ARTICLE

- 23. Potential of Secretome – Hydrogel Based to Accelerate Bone Regeneration in Periodontitis: A Bioinformatics Approach**
Nenny Prasetyaningrum, Rini Devijanti Ridwan, Tania Saskianti, Dini Rachmawati, Mohammed Ahmed Aljunaid
Pages 136-144

EXPERIMENTAL ARTICLE

- 24. Retreatment Efficacy of XP-endo Shaper and Reciproc Blue in Removal of Bioceramic Sealers from Oval Shaped Canals- A Micro Computed Tomographic Study**
Srivastava Swati
Pages 145-150

EXPERIMENTAL ARTICLE

- 25. Negative Air Pressure Room Effect on Aerosol Distribution Patterns During Dental Procedures Using Ultrasonic Device**
Setyabudi, Ida Bagus Narmada, Dian Agustin Wahjuningrum, Ernie Maduratna Setyawati, Theresia Indah Budhy, Dini Setyowati, Tamara Yuanita, Niraj Kinariwala, Anuj Bhardwaj
Pages 151-155

EXPERIMENTAL ARTICLE

- 26. Effect of Spraying Time of Sodium Hypochlorite Solution on the Dimensional Stability of Alginate**
Aria Fransiska, Resty Pratama Nurliyani, Reni Nofika
Pages 156-160

EXPERIMENTAL ARTICLE

- 27. Healing Process of Bone Defects Based on the Location of Lesion with Osteogenesis Markers and Defect Size Measurement: A Preliminary Study**
Lusi Epsilawati, Azhari, Merry Annisa Damayanti, Aga Satria Nurrachman, Fadhil Ulum Abdul Rahman, Norlaila Sarifah, Putri Marina Sukmadewi, Mahindra Awwaludin Romdlon
Pages 161-167

TABLE OF CONTENTS / 2024; 17 (1)**CLINICAL ARTICLE**

- 28. Morphometric Features of Periodontal Phenotype and Anthropometric Parameters of the Maxillary Central Incisor in Patients with Generalized Periodontitis and Various Blood Types**

Bandrivsky Yurii, Bandrivska Orysia, Myroslav Goncharuk-Khomyn, Dutko Krystyna, Maika Iryna, Mits Iryna
Pages 168-175

CLINICAL ARTICLE

- 29. Relationship Between Depression and Cognitive Function Disorders in Elderly Fishermen in Socah Bangkalan Village**

Sadya Wendra, Herin Setianingsih, Eva Pravitasari Nefertiti
Pages 176-180

CLINICAL ARTICLE

- 30. Job Satisfaction among Registered Jordanian Dentists**

Reem Dababneh, Lina Obeidat, Yasin Al-tawarah
Pages 181-187

CLINICAL ARTICLE

- 31. Sociodemographic Characteristics and Mapping of Patients with Cleft Lip and Palate**

Farisa Raunina Adinda, Fidya Meditia Putri, Asty Samiaty Setiawan
Pages 188-195

CLINICAL ARTICLE

- 32. Association of Bone Loss Severity with Signs of Occlusal Trauma in Teeth with Reduced Periodontium**

Apichaya Pornprom, Jittima Pumklin, Sirilawan Tohnak, Thosapol Piyapattamin, Sodsi Wirojchanasak
Pages 196-202

CLINICAL ARTICLE

- 33. Assessment of Attitudes and Practices Regarding Oral Healthcare Among the Parents During the War**

Kaskova Luidmyla F., Yanko Natalia V., Sadovski Marina O., Pavlenkova Oksana S., Vashchenko Irina Y., Novikova Svitlana C., Ulasevich Larisa P
Pages 203-208

CLINICAL ARTICLE

- 34. Enhancing Denture Care Efficiency: Mobile Prosto Open-Source Software for Indonesian National Army Soldiers**

Nining Handayani, Arief Budiarto, Arif Rachman, Arlette Suzy Setiawan
Pages 209-214

CLINICAL ARTICLE

- 35. Prevalence, Characteristics and Implications of Maxillary Sinus Septa: A Cross Sectional Study Using Cone Beam Computed Tomography (CBCT) in the Qassim Population**

Khalid Zabin Alotaibi
Pages 215-219

CLINICAL ARTICLE

- 36. The Use of the Teledentistry Application Drgbeta.Com to Increase Access to Oral Health Services**

Manginar Sidabutar, Friska D. Simamora, Shri Ayu Purnami Mahastuti, Maria M. Laba
Pages 220-226

CLINICAL ARTICLE

- 37. Salivary Leptin as a Potential Early Diagnostic Tumor Marker in Suspected Oral Cancer Patients**

Nur Armidha Nadihah Amir Sabri, Basma Ezzat Mustafa, Khairani Idah Mokhtar, Mohammad Shafiq Mohd Ibrahim, Pram Kumar Subramaniam, Shamim Rahman
Pages 227-231

TABLE OF CONTENTS / 2024; 17 (1)**CLINICAL ARTICLE**

- 38. Bone Density and Microstructure of Osseointegration Dental Implants Treated with Gambir Extract Using Periapical Radiography**

Mochamad Yoga Dharmawan, Farina Pramanik, Azhari Azhari

Pages 232-238

CLINICAL ARTICLE

- 39. Electromyographic Potential of Mastication Muscles of Patients with Hearing Deprivation and Dental Anomalies**

Sokologorska-Nykina Yu.K., Kuroiedova V.D., Stasiuk O.A., Korobov P.S.

Pages 239-246

CLINICAL ARTICLE

- 40. Relationship Head Posture in Class II Skeletal Malocclusion Against Canal Width Breath and Hyoid Bone Position**

Frisca Rhiyanthy, Mimi Marina Lubis, Muslim Yusuf, Ervina Sofiyanti, Siti Bahirrah

Pages 247-252

CLINICAL ARTICLE

- 41. Knowledge and Practices of Orthodontists, Pediatric Dentists and General Dentists on Treatment of Crowding in Mixed Dentition**

Mariano Ortiz-Pizarro, Sheyla Julca-Maldonado, Darwin Ayala- Céspedes, Nicolle Bonilla-Feria, Christian Dávila-Carbajal, Víctor Serna-Alarcón

Pages 253-259

CLINICAL ARTICLE

- 42. The Influence of Self-Efficacy and Social Support on Capability (C), Opportunity (O) and Motivation (M) (Com B) in Adolescents' Adoption of Sexual Abstinence in Surabaya**

Pulung Siswantara, Mochammad Bagus Qomaruddin

Pages 260-267

CLINICAL ARTICLE

- 43. Impact of Digital Dentistry Technologies on the Educational Motivation of Dental Students Experiencing Stress on the Background of Ongoing War in Ukraine**

Myroslav Goncharuk-Khomyn, Iurii Mochalov, Anatolii Bokoch, Yuriy Rak, Marjan Domysche, Yuriy Melnyk, Ivan Bohdan

Pages 268-276

CLINICAL ARTICLE

- 44. Effect of Consuming Rebon Shrimp Crackers on Saliva Characteristics in Percobaan Public Elementary School Medan**

Gema Nazri Yanti, Darmayanti Siregar, Siska Ella Natassa, Ranu Putra Armidin

Pages 277-282

CLINICAL ARTICLE

- 45. Effect of Mandibular Inclination on CBCT Artifact Presented in Endodontically-Treated Teeth**

Kanokwan Wiwatcharoen, Sirilawan Tohnak, Chutamas Deepho, Adjabhak Wongviriya, Kittipong Ketpan, Peraya Puapichartdumrong, Khemjira Jarassri, Kasidid Ruksakiet, Kessiri Wisithphrom

Pages 283-290

CLINICAL ARTICLE

- 46. Nose Shape of Indonesians: A Photogrammetric Analysis of Javanese and Minangkabau Children**

Sri Kuswandari, Alfiah Pujiyati

Pages 291-297

CLINICAL ARTICLE

- 47. Evaluation of Root Canal Treatment Anxiety Among Jordanian Patients**

Jamal Aqrabawi, Maher Jarbawi

Pages 298-303

TABLE OF CONTENTS / 2024; 17 (1)
CLINICAL ARTICLE

- 48. Effectiveness of Fones Technique Education Using Audiovisual Media of Students' Knowledge**
 Reno Wiska Wulandari, Rahmi Khairani Aulia, Nila Kasuma, Haria Fitri, Riska Ananda Pratiwi, Thifla Rafifa Wirza
 Pages 304-309

CLINICAL ARTICLE

- 49. Evaluating Root Canal Treatment Quality by Undergraduate Dental Students at Gulf Medical University**
 Khawlah Rashed Ahmed Al-Dhanhani, Ranya Faraj Elemam, Tarek Elsewify, Dusan Surdilovic, Bassem Mohamed Mahmoud Eid
 Pages 310-318

CLINICAL ARTICLE

- 50. Development of an Instrument Model for Implementing Family Oral Health Care Services with a Holistic Approach**
 Reca Reca, Hizir Sofyan, Poppy Andriany, Marthoenis Marthoenis
 Pages 319-327

CLINICAL ARTICLE

- 51. Serum and Salivary Levels of CXCL16 In Health and Periodontitis: A Comparative Preliminary Investigation**
 Anirudh B. Acharya, Sagar Jagadeesh, Sunaina Shetty, Swetha Acharya, Srinath Thakur, Betul Rahman
 Pages 328-334

CLINICAL ARTICLE

- 52. Pain Management during Orthodontic Treatment in Western Indonesia: A Cross-Sectional Study**
 Dhea Putri Febriannavisha, Avi Laviana, Gita Gayatri
 Pages 335-345

CLINICAL ARTICLE

- 53. Relationship of Periodontal Disease and Electronic Cigarette Usage among Adolescents in Jazan Population, KSA**
 Wael Ibraheem, Ahmed M. Bokhari, Mohammad Nazish Alam, Hussain Ahmed Munthiri, Hussam Abdullah Arishi, Abdulrahman Khalid Alsabei
 Pages 346-351

CLINICAL ARTICLE

- 54. Treatment Needs of Thai Dental Patients Aged 55 Years and Older**
 Pissacha Daroonpan, Ruchadaporn Kaomongkolgit, Weeraya Tantanapornkul, Sirilawan Tohnak, Ichaya Yiamwattana, Ronnayut Chansamat
 Pages 352-356

CLINICAL ARTICLE

- 55. Treatment of Dentognathic Anomalies and Deformations in Children with Congenital Unilateral Cleft Lip and Palate**
 Valerii V. Filonenko, Oleksandr A. Kaniura, Vadim A. Sokolovskiy
 Pages 357-362

CLINICAL ARTICLE

- 56. Awareness and Knowledge of Digital Dentistry amongst Undergraduate Dental Students at an Academic Institution in the UAE: A Cross Sectional Study**
 Nouran Hamed, Samantha Aronda, Maryam Sami, Pooja Adtani
 Pages 363-369

CASE REPORT

- 57. Pharmacological Treatment of Medication-Related Osteonecrosis of the Jaw (MRONJ) with Pentoxifylline and Tocopherol – Report of Two Cases**
 Lukasz Slowik, Ewa Toton, Aleksy Nowak, Aleksandra Wysocka-Slowik, Krzysztof Osmola, Zuzanna Slebiada
 Pages 370-376

TABLE OF CONTENTS / 2024; 17 (1)

CASE REPORT

- 58. Dental Management Consideration of Severe Early Childhood Caries in Down Syndrome with Autistic Features: A Case Report**

Amrita Widyagarini, Keren Esterlita Nasution, Labiba Idzni Marjani, Margaretha Suharsini
Pages 377-381

CASE REPORT

- 59. Volumetric Reconstruction of the Alveolar Ridge after Marginal Resection of the Anterior Part of the Lower Jaw. Clinical Case**

S.Yu. Ivanov, A.A. Muraev, S.G. Ivashkevich, R.F. Mukhametshin, H.M. Nalchajyan
Pages 382-386

CASE REPORT

- 60. Lower Lip Schwannoma in Pediatric Patient- A Rare Case Report with Review of Literature**

Mohammed M. Bakri
Pages 387-391

CASE REPORT

- 61. Hall Technique Crown for Amelogenesis Imperfecta in Primary Molars: A Case Report**

Udijanto Tedjosasongko, Rosiana Dewi Prayogo, Sindy Cornelia Nelwan, Ardianti Maartrina Dewi, Carmine Scelza, Michele Callea, Nora Kharisma Rissandhika, Dimas Surya Saputra, Dimas Prasetyanto Wicaksono
Pages 392-395

CASE REPORT

- 62. Root canal treatment of Maxillary First Premolar with Three Roots: A case report**

Mahir Mirah
Pages 396-399

REVIEW

- 63. Oral Health Reflects the General Health of Elderly**

Zahreni Hamzah, Dyah Indartin Setyowati, Tecky Indriana, Suhartini
Pages 400-406

REVIEW

- 64. Anterior Teeth Esthetics in Prosthodontics and Restorative Dentistry**

Chu Thi Quynh Huong, Trinh Hai Anh, Trinh Dinh Hai
Pages 407-413

REVIEW

- 65. The Effectiveness of Oral Propolis on Mucosa Wound Healing after Removal Third Molars Surgery: A Systematic Review**

Yudy Ardilla Utomo, Mohammad Adhitya Latief, Iin Sandya Amalia
Pages 414-419

REVIEW

- 66. Modern View of the Influence of Removable Dentures on the Oral Cavity Tissues and the Organism (Review)**

Poliukhovych Yulia, Patskan Liudmyla, Pohoretska Khrystyna, Demkovych Andrii, Stoikeyvych Halyna, Machogan Volodymyr, Bondarenko Yurii
Pages 420-428

REVIEW

- 67. Effect of Diabetes Mellitus on Each Phase of Tooth Extraction Socket Healing**

Puspa Dila Rohmaniar, Retno Pudji Rahayu, IDA Bagus Narmada, Nikmatius Sa'adah, Dwi Andriani
Pages 429-434

TABLE OF CONTENTS / 2024; 17 (1)

REVIEW

68. Treatment Outcome Comparison between Tooth Borne vs Bone Borne Intermaxillary Fixation Devices: A Systematic Review

Lilies Dwi Sulistyani, Vera Julia, Dwi Ariawan, Mohammad Adhitya Latief, Yudy Ardilla Utomo, Maudina Dwi Heriasti, Sherly Santiago, Dessy Dwi Utami, Iwan Ristiawan
Pages 435-444

REVIEW

69. Aerosols in Dentistry: A Review

Setyabudi, Dian Agustin Wahjuningrum, Ida Bagus Narmada, Ernie Maduratna Setyawati, Theresia Indah Budhy, Dini Setyowati, Tamara Yuanita, Ajinkya M. Pawar, Niraj Kinariwala
Pages 445-452

REVIEW

70. Correlation between Salivary pH in Menopausal Women and Oral Lactobacillus: A Rapid Review

Qonita Faizulhyrza Tabayyana, Hening Tjaturina Pramesti, Sri Tjahajawati
Pages 453-461

The Effects of the Freeze-Drying Method on the Characteristics of A B-Tricalcium Phosphate / Polyacrylic Acid Composite Block

Rosalina Tjandrawinata¹, Eddy¹, Jackson Dipankara², Abida Zhafira Inayasary¹,
Thet Thet Swe³, Tansza Setiana Putri^{1*}

1. Department of Dental Materials, Faculty of Dentistry, Universitas Trisakti, Jl. Kyai Tapa 260, Jakarta, 11440, Indonesia.

2. Department of Oral and Maxillofacial Surgery, Faculty of Dentistry, Universitas Trisakti, Jl. Kyai Tapa 260, Jakarta, 11440, Indonesia.

3. Department of Physics, University of Yangon, Kamayut, Yangon, 11041, Myanmar.

Abstract

A mixture of β -tricalcium phosphate (β TCP) made from green mussel shells and polyacrylic acid (PAA) solution was successfully prepared via a setting reaction and reinforced by a freeze-drying process. The freeze-drying process is a popular method for producing bone substitute materials with porous structures. The sublimation process in freeze-drying eliminates the remaining water or solvent leaving the pores in the materials. The purpose of this study is to evaluate the effect of the freeze-drying method on the porosity and mechanical strength of a β TCP/PAA composite block. Initially, a mixture of β TCP powder with PAA solution was put inside a mold, frozen at low temperature, and dried to obtain a composite block. As a control, the same mixture was stored at 37 °C in an incubator without the freeze-drying process.

Porosity and diametral tensile strength (DTS) were investigated and compared with the control samples obtained without the freeze-drying process. Freeze-dried samples had lower porosity ($26.97 \pm 2.64\%$) and higher DTS (11.76 ± 1.59 MPa) than the control sample (porosity: $37.47 \pm 4.49\%$; DTS: 6.19 ± 1.85 MPa).

In conclusion, the freeze-drying process decreased the porosity of the β TCP/PAA composite block and increased the mechanical strength in terms of DTS value.

Experimental article (J Int Dent Med Res 2024; 17(1): 82-84)

Keywords: Freeze-Drying, B-Tricalcium Phosphate, Polyacrylic Acid, Diametral Tensile Strength, Porosity.

Received date: 08 December 2023

Accept date: 04 January 2024

Introduction

The fabrication of a composite material comprising calcium phosphate and a polymer mixture through freeze-drying is an innovative method for creating artificial bone substitutes. This method aims to create a scaffold with enhanced mechanical strength, biocompatibility, and bioactivity that is suitable for bone tissue regeneration. Several studies have reported the successful fabrication of calcium phosphate materials, such as hydroxyapatite and β -tricalcium phosphate (β TCP; $\text{Ca}_3(\text{PO}_4)_2$) mixed with various kinds of polymer using the freeze-drying method.¹⁻³ However, most of these experiments used chemically synthetic reagents

as the precursor, which are costly and limited in availability, especially in developing countries.

Pu'ad et al. stated that natural sources can be useful in the fabrication of calcium phosphate materials, such as hydroxyapatite and tricalcium phosphate.⁴ One of the natural sources commonly used in the production of calcium phosphate materials is shellfish. In Indonesia, the green mussel is one of the most frequently consumed shellfish, resulting in a substantial amount of green mussel shell waste.⁴⁻⁶ The calcium carbonate (CaCO_3) content in the shells is beneficial in the synthesis of calcium phosphate, particularly β TCP. Compared to hydroxyapatite, β TCP is more bioresorbable, allowing the gradual replacement of β TCP with new bone tissue, which eventually facilitates bone remodelling.⁷⁻⁹ This study employed green mussel shells in the synthesis of β TCP as the inorganic component.

The fabrication of pure β TCP blocks through a setting reaction between β TCP and polyacrylic acid (PAA: $(\text{C}_3\text{H}_4\text{O}_2)_n$) followed by a

*Corresponding author:

Tansza Setiana Putri,
Department of Dental Materials, Faculty of Dentistry,
Universitas Trisakti, Campus B, Jl. Kyai Tapa 260, Grogol,
Jakarta 11440, Indonesia.
E-mail: tansza@trisakti.ac.id

sintering process has been reported by Putri et al.¹⁰ The current study adopts the binding mechanism between β TCP and PAA in which the carboxyl group ($-\text{COOH}$) in PAA bonds with calcium ions in β TCP to produce a composite block. However, in this method, water could possibly remain inside the block. Thus, a freeze-drying process was employed to eliminate the remaining water.

Therefore, the purpose of this study is to evaluate the diametral tensile strength (DTS) of a β TCP/PAA composite block obtained through the freeze-drying method.

Materials and methods

Preparation of β TCP powder was initiated by heating green mussel shells at 110 °C for 5 h and crushing them into powder. The powder was then sintered at 1,000 °C to convert it to calcium oxide. The powder was then reacted with a phosphoric acid solution with a calcium phosphate (Ca/P) ratio of 1.5 to obtain β TCP.

The β TCP powder was hand-mixed with a PAA solution (Mw: ~250,000, 35 wt% in H_2O , Sigma Aldrich, USA) on a paper pad with a spatula to produce a viscous paste, which was then put inside a mold with a diameter and thickness of 6 mm and 3 mm, respectively. The weight ratio of β TCP to PAA was 70 to 30. The mixture was deep-frozen at -80 °C to convert the remaining water into the ice crystal phase, followed by freeze-drying for the lyophilization process for 48 h. As a control, the mixture was only kept at 37 °C for 24 h in an incubator without the freeze-drying process to set.

The composite block was measured for porosity by subtracting the density from 100%, where density was calculated from the sample's weight and volume (Eqs. 1 and 2).^{11,12}

$$(1) \text{ Relative density (\%)} = \frac{\text{bulk density}}{\text{theoretical density}} \times 100 (\%)$$

$$(2) \text{ Total porosity (\%)} = 100 - \text{relative density (\%)}$$

The DTS value was evaluated using a universal testing machine (UTM: AGS-X, Shimadzu, Japan) with a crosshead speed of 1 mm/min.

Statistical analysis was performed with KaleidaGraph 4.01 software (Synergy Software) using one-way analysis of variance (ANOVA) and Fisher's least significant difference (LSD) post-

hoc analysis to evaluate significant differences with a significance level set to $p < 0.05$.

Results

The appearance of the composite block is shown in Figure 1. The mixture of β TCP with PAA was successfully set into blocks. There were slight visible differences between the samples: the composite block synthesized without the freeze-drying process (Sample A) seemed to expand at the top compared to the block synthesized with the freeze-drying process (Sample B). This was confirmed by calculating the block volume, with Sample A having a higher volume ($0.11 \pm 0.01 \text{ cm}^3$) compared to Sample B ($0.08 \pm 0.01 \text{ cm}^3$).




Figure 1. Photograph image of composite blocks containing β TCP mixed with PAA through (A) incubation and (B) freeze-drying method.

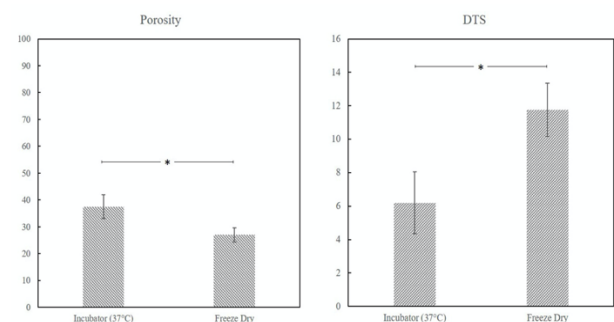


Figure 2. Porosity and DTS values of composite blocks containing β TCP mixed with PAA through incubation and freeze-drying method ($n = 3$).

The porosity and DTS values of the samples are displayed in Figure 2. The composite block fabricated through freeze-drying had significantly lower porosity ($26.97 \pm 2.64\%$) and higher DTS ($11.76 \pm 1.59 \text{ MPa}$) compared to the control block (porosity: $37.47 \pm 4.49\%$; DTS: $6.19 \pm 1.85 \text{ MPa}$).

Discussion

The composite block prepared through the freeze-drying method has a lower volume than the one set only by incubation at 37°C. This was due to the elimination of remaining water inside the block, which resulted in shrinkage. The freeze-drying process began with a freezing stage at a low temperature in which the remaining solvent or water turned into ice crystals. Upon drying, a sublimation process took place, leading to a decrease in the sample's volume. This was confirmed by a previous study by Moradi et al.¹³ Haugh et al¹⁴ also investigated the decrease in pore size of a scaffold due to the freeze-drying process. This study has proven that freeze-drying decreases a sample's volume, as well as its porosity.

Porous structures in bone substitute materials are crucial in facilitating the penetration of bone cells and tissue into the materials and promote new bone formation. Additionally, porosity influences the mechanical strength of a material. This coincides with the findings of this research, which indicate that lower porosity in the samples resulted in increased values of DTS.

The bonding mechanism between β TCP and PAA also plays a role in increasing mechanical strength. Carboxyl groups ($-\text{COOH}$) contained in PAA bind with calcium ions (Ca^{2+}) in the β TCP through chelating reactions, leading to the setting of the mixture. The bonding between these two reinforces the structure, which contributes to improved mechanical strength.^{10,15} In the current study, both samples went through the bonding reaction. However, the freeze-dried samples were reinforced by decreased porosity, which means higher density and higher mechanical strength.

Conclusions

A composite block fabricated from β TCP and PAA through a freeze-drying method was found to have lower porosity and higher mechanical strength compared to a composite block synthesized without a freeze-drying process. However, the findings in this study need further characterization, such as FTIR observation, to confirm the bonding between the two materials. Other weight ratios of β TCP and PAA also need to be investigated.

Acknowledgements

The authors would like to thank Universitas Trisakti for supporting this research (reference number: 0604/PUF/FKG/2023-2024).

Declaration of Interest

The authors report no conflict of interest.

References

1. Maji K, Dasgupta S, Pramanik K, Bissoyi A. Preparation and characterization of gelatin-chitosan-nano β -TCP based scaffold for orthopaedic application. *Mater Sci Eng C*. 2018;86(November 2017):83-94. doi:10.1016/j.msec.2018.02.001
2. Serra IR, Fradique R, Vallejo MCS, Correia TR, Miguel SP, Correia IJ. Production and characterization of chitosan/gelatin/ β -TCP scaffolds for improved bone tissue regeneration. *Mater Sci Eng C*. 2015;55:592-604. doi:10.1016/j.msec.2015.05.072
3. Putri TS, Ratnasari A, Sofiyanningsih N, Nizar MS, Yuliati A, Shariff KA. Mechanical improvement of chitosan-gelatin scaffolds reinforced by β -tricalcium phosphate bioceramic. *Ceram Int*. 2022;48(8):11428-11434. doi:10.1016/j.ceramint.2021.12.367
4. Mohd Pu'ad NAS, Koshy P, Abdullah HZ, Idris MI, Lee TC. Syntheses of hydroxyapatite from natural sources. *Heliyon*. 2019;5(5):e01588. doi:10.1016/j.heliyon.2019.e01588
5. Kang K-R, Piao Z-G, Kim J-S, et al. Synthesis and Characterization of β -Tricalcium Phosphate Derived from *Haliothis* sp. Shells. *Implant Dent*. 2017;26(3):378-387. doi:10.1097/ID.0000000000000559
6. Wahyudi B, Muljani S, Alfian MA, Zukhrufiansyah AR. Synthesis and Characteristics of β -Tri-Calcium Phosphate from Green Mussel Shell. *J Phys Conf Ser*. 2020;1569(4):42056. doi:10.1088/1742-6596/1569/4/042056
7. Bohner M, Santoni BLG, Döbelin N. β -tricalcium phosphate for bone substitution: Synthesis and properties. *Acta Biomater*. 2020;113:23-41. doi:10.1016/j.actbio.2020.06.022
8. Santoso HA, Eddy. Potensi penggunaan β -tricalcium phosphate sebagai bahan substansi tulang. *J Kedokt Gigi Terpadu*. 2023;5(1):54-57.
9. Bellucci D, Sola A, Cannillo V. Hydroxyapatite and tricalcium phosphate composites with bioactive glass as second phase: State of the art and current applications. *J Biomed Mater Res - Part A*. 2016;104(4):1030-1056. doi:10.1002/jbm.a.35619
10. Putri TS, Sugiura Y, Tsuru K, Ishikawa K. Fabrication of an interconnected porous β -tricalcium phosphate structure by polyacrylic acid-mediated setting reaction and sintering. *J Ceram Soc Japan*. 2020;128(8):555-559. doi:10.2109/jcersj2.20059
11. Putri TS, Rianti D, Rachmadi P, Yuliati A. Effect of glutaraldehyde on the characteristics of chitosan-gelatin- β -tricalcium phosphate composite scaffolds. *Mater Lett*. 2021;304:130672. doi:10.1016/j.matlet.2021.130672
12. Putri TS, Elsheikh M. Flexural Strength Evaluation of Chitosan-Gelatin-B-Tricalcium Phosphate-Based Composite Scaffold. *J Int Dent Med Res*. 2022;15(1):31-34.
13. Moradi A, Pramanik S, Ataollahi F, Abdul Khalil A, Kamarul T, Pingguan-Murphy B. A comparison study of different physical treatments on cartilage matrix derived porous scaffolds for tissue engineering applications. *Sci Technol Adv Mater*. 2014;15(6):065001. doi:10.1088/1468-6996/15/6/065001
14. Haugh MG, Murphy CM, O'Brien FJ. Novel freeze-drying methods to produce a range of collagen-glycosaminoglycan scaffolds with tailored mean pore sizes. *Tissue Eng - Part C Methods*. 2010;16(5):887-894. doi:10.1089/ten.tec.2009.0422
15. Xiong L, Yang T, Yang Y, Xu C, Li F. Long-term in vivo biodistribution imaging and toxicity of polyacrylic acid-coated upconversion nanophosphors. *Biomaterials*. 2010;31(27):7078-7085. doi:https://doi.org/10.1016/j.biomaterials.2010.05.065.