

Kesmas

Jurnal Kesehatan Masyarakat Nasional
(National Public Health Journal)

Quarterly Journal

The Influences of Medical Students' Consent to Participate in
Thalassemia Research *pp. 30-36*

Menstrual Personal Hygiene Behavior Among Adolescents with
Physical and Intellectual Disabilities *pp. 110-120*

Prevention of HIV Transmission Among Men Who Have Sex
with Men and Compliance with Sexual Protective Equipment
pp. 175-182

Exploring the Multifaceted Nature of Occupational Stress
Among Nurses: A Systematic Review *pp. 225-239*

Performance of Stunting Reduction Acceleration Team: An
Explorative Qualitative Study in Indonesia-Timor Leste Border
Area *pp. 101-110*

Home > Journals > Faculty of Public Health > KESMAS

Editor-in-Chief

Al Asyary, Department of Environmental Health Faculty of Public Health Universitas Indonesia, Indonesia

International Editorial Board

Andi Alfian Zainuddin, Department of Public Health Sciences/Community Medicine, Faculty of Medicine, Universitas Hasanuddin, Indonesia

Coral Gartner, School of Public Health, The University of Queensland, Australia

Dien Anshari, Department of Health Education and Behavioral Science, Faculty of Public Health, Universitas Indonesia, Indonesia

Don Eliseo Lucero-Prisno III, London School of Hygiene and Tropical Medicine, United Kingdom

Doni Hikmat Ramdhan, Department of Occupational Health and Safety, Faculty of Public Health, Universitas Indonesia, Indonesia

Evi Martha, Reproductive Health Study Group, Faculty of Public Health, Universitas Indonesia, Indonesia

Hanns Moshammer, Medical University of Vienna, Austria

Indri Hapsari Susilowati, Department of Occupational Health and Safety, Faculty of Public Health, Universitas Indonesia, Indonesia

Martya Rahmaniati Makful, Department of Biostatistics and Population Studies, Faculty of Public Health, Universitas Indonesia, Indonesia

Meita Veruswati, Department of Public Health, Faculty of Health Sciences, Universitas Muhammadiyah Prof. Dr. HAMKA, Indonesia

Puput Oktamianti, Quality of Health Services Study Group, Faculty of Public Health, Universitas Indonesia, Indonesia

Purnawan Junadi, Department of Health Policy and Administration, Faculty of Public Health, Universitas Indonesia, Indonesia

Putri Bungsu Machmud, Department of Epidemiology, Faculty of Public Health, Universitas Indonesia, Indonesia

Ratu Ayu Dewi Sartika, Department of Public Health Nutrition, Faculty of Public Health, Universitas Indonesia, Indonesia

Rico Januar Sitorus, Department of Epidemiology, Faculty of Public Health, Universitas Sriwijaya, Indonesia


Sandeep Poddar, Lincoln University College, Malaysia

Yodi Mahendradhata, Faculty of Medicine, Public Health, and Nursing, Universitas Gadjah Mada, Indonesia

Ziad Memish, Research & Innovation Centre King Saud Medical City, Ministry of Health Riyadh, Kingdom of Saudi Arabia; College of Medicine, Al Faisal University

Volume 19, Issue 2(2024)

Case Study

-  [PDF](#) **Menstrual Personal Hygiene Behavior Among Adolescents with Physical and Intellectual Disabilities**
Nur Khotimah Elfiyani, Agustin Kusumayati, Caroline Endah Wuryaningsih, and Kemal Nazaruddin Siregar
<https://doi.org/10.21109/kesmas.v19i2.1351>

Original Articles

-  [PDF](#) **Spatial Durbin Model on the Utilization of Delivery at Health Facilities: A 2017 Indonesian Demographic and Health Survey Analysis**
Indah Sri Wahyuni, Ira Gustina, Martya Rahmaniati Makful, and Tris Eryando
<https://doi.org/10.21109/kesmas.v19i2.1279>
-  [PDF](#) **Mapping for Tracking Sexually Transmitted Infections by Subdistricts in Surabaya, Indonesia**
Destri Susilaningrum, Brodjol Sutjo Suprih Ulama, Fausania Hibatullah, and Diandra Soja Anjani
<https://doi.org/10.21109/kesmas.v19i2.1116>
-  [PDF](#) **The Influences of Medical Students' Consent to Participate in Thalassemia Research**
Raditya Wratsangka, Donna Adriani, Endrico Xavierees Tungka, and Aditya Krishna Murthi
<https://doi.org/10.21109/kesmas.v19i2.1099>
-  [PDF](#) **Prevention of HIV Transmission Among Men Who Have Sex with Men and Compliance with Sexual Protective Equipment**
Rico Januar Sitorus, Nurafni Octavia, Merry Natalia Panjaitan, Anita Rahmiwati Rahmiwati, Rizma Adlia Syakurah, Danny Aerosta, Reymart V Sangalang, and Yusni Yusni
<https://doi.org/10.21109/kesmas.v19i2.1086>
-  [PDF](#) **Analysis of Factors Affecting Hospital Risk Management in Indonesia: The SEM-PLS Approach**
Dihartawan Dihartawan, Fatma Lestari, Baiduri Widanarko, and Besral Besral
<https://doi.org/10.21109/kesmas.v19i2.1106>
-  [PDF](#) **Performance of Stunting Reduction Acceleration Team: An Explorative-Qualitative Study in Indonesia-Timor Leste Border Area**
Maria Paula Marla Nahak and Veronika Nitsae
<https://doi.org/10.21109/kesmas.v19i2.1363>



5-31-2024

The Influences of Medical Students' Consent to Participate in Thalassemia Research

Raditya Wratsangka

Universitas Trisakti, Jakarta, raditya@trisakti.ac.id

Donna Adriani

Universitas Trisakti, Jakarta, donna.adriani@trisakti.ac.id

Endrico Xavierees Tungka

Universitas Trisakti, Jakarta, endrico.xavierees@trisakti.ac.id

Aditya Krishna Murthi

Universitas Trisakti, Jakarta, krishna.md.06@trisakti.ac.id

Follow this and additional works at: <https://scholarhub.ui.ac.id/kesmas>



Part of the [Health Policy Commons](#), and the [Public Health Education and Promotion Commons](#)

Recommended Citation

Raditya W, Donna A, Endrico X T, et al. The Influences of Medical Students' Consent to Participate in Thalassemia Research. *Kesmas*. 2024; 19(2): 88-98

DOI: 10.21109/kesmas.v19i2.1099

Available at: <https://scholarhub.ui.ac.id/kesmas/vol19/iss2/2>

This Original Article is brought to you for free and open access by the Faculty of Public Health at UI Scholars Hub. It has been accepted for inclusion in Kesmas by an authorized editor of UI Scholars Hub.

The Influences of Medical Students' Consent to Participate in Thalassemia Research

Raditya Wratsangka^{1*}, Donna Adriani², Endrico Xavierees Tungka³, Aditya Krishna Murthi²

¹Department of Obstetrics and Gynecology, Faculty of Medicine, Universitas Trisakti, Jakarta, Indonesia

²Department of Medical Physiology, Faculty of Medicine, Universitas Trisakti, Jakarta, Indonesia

³Department of Biochemistry, Faculty of Medicine, Universitas Trisakti, Jakarta, Indonesia

Abstract

An effective way of learning about thalassemia, a complex public health issue with multiple perspectives, is through participating in research. This study used an inductive approach to presume the influencing factors of students' consent to participate in thalassemia research voluntarily. Nested in the preliminary stage of a research series on thalassemia, this study used a consecutive sampling to recruit 140 medical undergraduates. Their knowledge, experience, and attitude to thalassemia and the perception of self-quality life were assessed using self-administered questionnaires. Blood samples were drawn for carrier screening. Students' GPAs were collected from faculty records. Of 140 participants, only 123 had at least heard of thalassemia, and their data was used in the analysis. Most participants had fairly good but incomplete knowledge of inheritance patterns, antenatal screening, and thalassemia management. Premarital screening was known and received the most positive attitudes from participants. Inductively, academic performance and carrier status curiosity were presumed to influence students' consent to participate. With the limitation of an inductive approach, further study with a specific design is needed to closely investigate student perspectives on research and their drives to get involved.

Keywords: consent, influence, knowledge, medical student, thalassemia

Introduction

In Southeast Asia, thalassemia is known to be the most common manifestation of hemoglobinopathy.¹ Historically, this inherited blood disorder was frequently found in malarial enclaves and assumed to confer a benefit of selective survival on thalassemia heterozygotes from the severe adverse effects of malaria. This natural selection may have also placed Indonesia, the second-largest malaria endemic area in Southeast Asia, into the thalassemia belt. Until now, the magnitude of the thalassemia problem in Indonesia remains a public health concern, with the number of cases expected to continue to increase from time to time.²

Indonesia has had a strategic plan for thalassemia prevention since 2010³, which primarily translated into various program activities such as health promotion, formal education, carrier screening, premarital counseling, and prenatal diagnosis.⁴⁻⁶ However, these efforts have not yet been able to significantly suppress new emerging cases since health service inequality is still a challenge triggered by geographic differences, socioeconomic discrepancies, and inequitable distribution of health providers and required facilities within the country.^{2,7}

Approximately 2,500 babies are born with beta-thalassemia (β -TM) mayor yearly.⁸ In 2019, the annual average cost to get optimal treatment for a thalassemic patient reaches up to IDR 300-400 million (USD 1,8642.72 – 2,4856.96), and this cost will increase as the patient ages and the complications they experience.⁹ Such spending burdens the individual patient or their family and causes an enormous financial burden within the government health insurance scheme, estimated at IDR 900 billion (USD 559,281.6) per year.¹⁰

To date, information on the magnitude of thalassemia-related public health burdens has not received proportionate public attention in Indonesia. Efforts to work on thalassemia as a type of anemia have not yet been part of the health promotion to reduce anemia cases. That being concerned, the campaign for anemia due to iron deficiency is much more intensive, far surpassing the slow outreach of the other common variants of anemia, such as thalassemia.

Correspondence*: Raditya Wratsangka, Department of Obstetrics and Gynecology, Faculty of Medicine, Universitas Trisakti. Campus B – Usakti, Jalan Kyai Tapa 260, Grogol, Jakarta Barat 11440 – Indonesia. E-mail: raditya@trisakti.ac.id. Phone: +62811868601

Received: February 11, 2024

Accepted: May 13, 2024

Published: May 31, 2024

In other words, public ignorance is also a major obstacle in the efforts to control thalassemia thus far.²

The lack of public awareness of thalassemia in Indonesia is allegedly due to inadequate general knowledge, even among prospective health workers, about what thalassemia is and how to deal with it. Within the last decade, linkages between knowledge, awareness, attitude, and behaviors related to thalassemia have been studied among different respondents in various settings in Indonesia.¹¹⁻¹⁶ Trials to elevate knowledge of thalassemia among respondents with multiple characteristics have consistently proven effective in creating awareness or adherence to certain positive attitudes and behaviors.¹⁷⁻²⁰ The act of providing relevant information could also lend psychological support,²¹ reduce anxiety,²²⁻²³ improve self-esteem,²⁴ and increase resilience for both thalassemia patients and those closest to them.²¹

It is fundamental to do effective promotional education activities to disseminate information on thalassemia.²⁵ For this purpose, the public health system needs capable, trustworthy, and easy-to-consult resource persons. There is a high expectation for a medical doctor to at least be a competent resource person to deliver education on thalassemia or even provide quality healthcare for people with thalassemia. To build up such relevant knowledge and skills during their study time, the institution should organize various teaching and learning methods, one of which is through research activities. Although it is knowledge-dense, the involvement of students in research activities is optional, especially for undergraduates; hence, it requires their consent to participate, which could sometimes be very minimal. Meanwhile, factors which could motivate medical students to participate in research, particularly those requiring somewhat invasive procedures,²⁶ such as blood sampling, have yet to be studied.

In 2021, the Faculty of Medicine at a university in Jakarta initiated a research series on thalassemia. In phase I of this study, participants were selected from the university medical students who voluntarily enrolled after the outreach of research. The outreach conveyed to the attendants the need for blood sampling from all participants for carrier screening. As part of the research series, this study aimed to comprehend students' knowledge and attitudes to issues related to thalassemia. An additional analysis of their profiles was also carried out to determine influential factors to the students' consent to volunteer using an inductive approach.

Method

To find out more about thalassemia from various perspectives, a series of research was planned. Carried out as a cross-sectional descriptive study in May-June 2021, this was the preliminary stage of the series. This study included undergraduate students from the 2016-2020 batches of the Faculty of Medicine of a private university in Jakarta, Indonesia, who registered voluntarily online or offline. A consecutive sampling technique was applied to correspond with the study objectives. Recruiting participants began with the outreach directly to the students, both through online and offline.

The online session was delivered on May 24, 2021, followed by consecutive offline sessions from June 23-29, 2021. These sessions allowed dialogue between the attendants and the research team members on the study objectives, methodology, and data collection process. Participants in this study must be active undergraduate medical students; domiciled in Jakarta; not suffering from chronic diseases and/or not having blood transfusion within three months prior to blood collection; healthy during data collection; had heard of thalassemia; and not having an increase in leukocytes greater than 20% of the normal value range.

A formula to estimate a single proportion of the degree of participation was applied to calculate the sample size. With a total of 619 students from batch 2016-2020, a finite population correction (FPC) was applied to adjust the final sample size. The sample size calculation formula with an FPC was:

$$n = \frac{\frac{Z^2 \cdot (1 - p)}{e^2}}{1 + \frac{Z^2 \cdot (1 - p)}{e^2 N}}$$

For estimating 90% of the participation level with a 95% confidence level ($Z_{\alpha/2} = 1.96$) and a 5% margin of error (e), the minimum sample size required after the correction was 113 participants. Voluntary participation in medical-related studies that include invasive procedures might be low, even among medical students. This study showed that of 619 active students, 60.6% ($n=375$) attended the study outreach. Of the 375 students attending the outreach sessions, 140 voluntarily registered in the study. Of these 140 students, 17 (12.1%) had never heard of thalassemia; thus, their responses were considered irrelevant and excluded from the analysis. Yet, using non-probability sampling

technique, the composition of participants still resembled the composition of the 2016-2020 student population with a male/female ratio of 1 to 2 and slightly fewer participants from the earlier batches (the year 2016-2018: 45%) than from the latest batches (the year 2019-2020: 55%).

As illustrated in Figure 1, the presumed influential factors to students' participation in research were regarded as variables under study whose indicators were collected using three different methods. Knowledge, attitude, and experience related to thalassemia, perception of quality of life, sociodemographic status, and participants' economic status were assessed using self-administered online (Google Forms) questionnaires (as coded with Q1 – Q4). The data on students' grade point average (GPA) was obtained from the faculty record. A 7 ml venous blood sample was also collected from each participant in two 3 ml etilena diamina tetra asetat (EDTA) tubes for three levels of carrier screening.

The blood sampling was done by skilled analysts from Laboratory X in six batches from June 23 to 29, 2023. The first level screening was done using a Complete Blood Count (CBC), which comprises Hb, MCV, and MCH. The CBC was assessed using the Flow Cytometry Method Using a Semiconductor Laser (Sysmex-XN®). These biochemical assessments were carried out by Laboratory X in compliance with ISO Standards (SNI ISO 15189 has been accredited by the National Accreditation Committee with certificate no LM-013- IDN). The procedures of the second and third level screening would be reported elsewhere (in progress) because only the results of the first level screening were presented here.

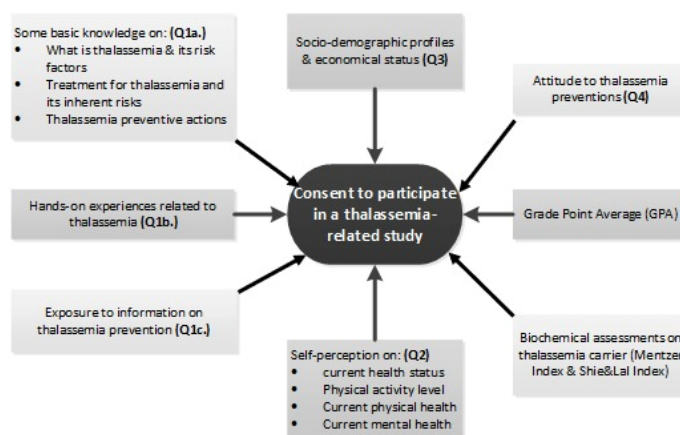


Figure 1. Conceptual Framework of the Preliminary Study

This study collected two types of data, categorical and continuous data, analyzed using SPSS Statistics for Windows version 26.0 (licensed until 2032). Responses from questionnaires were mostly categorical and presented as proportions. For responses on Q1.a, Q2, and Q4 were transformed into scores so that they could be treated as continuous data as well as regrouped into ordinal data (i.e., low, medium, and high scores). All continuous data were checked for their data distribution graphically using eye-ball observations and statistically using the Kolmogorov-Smirnov test combined to further determine the statistical tests for more analytical purposes.

The results of blood biochemical tests were used to detect the participant's pathophysiological conditions, such as anemia and/or suspected thalassemia carriers. The sex-specific World Health Organization's standards were applied to determine an anemic condition based on Hb level with <13 g/dL for anemic men and <12 g/dL for anemic women.²⁷ For those with anemia, further examinations were also carried out to determine whether the person concerned was suspected of thalassemia carrier. Following the national guidelines for medicine services management of thalassemia,⁵ those with MCV<80 fl and/or MCH <27 pg were initially (1st level) suspected of thalassemia. A combination of the Mentzer index (MCV/RBC) and the Shine&Lal index (MCV²*MCH/100) could also be utilized to sort out those with suspected thalassemia carriers.^{28,29} Participants with Mentzer index <13 and Shine&Lal index <1530 were considered suspected Beta-thalassemia carriers.

Results

Analyses were performed based on only 123 datasets. The participants were 18-26 years old, with an average age of 20. None of them were married or had children. Most were Muslims (78.6%; n=97) and Christians (18.6%; n=23).

Based on the World Bank categories,³⁰ 22.9% (n=28) of participants came from the lower middle-income group, while more than half (77.1%; n=95) came from the upper middle to high-income group. Most students (79.7%; n=98) had been exposed to relevant information from lectures at the faculty, 13.8% (n=17) from TV, and very few (6.5%; n=8) from unspecified sources. Based on their experience, only 11.4% (n=14) have ever met a child with thalassemia or even donated blood to a child with thalassemia (3.3%; n=4). Although it could not be determined which happened first, experience or exposure to information, it was noticed that among those with backgrounds (14.6%; n=18), all had been exposed to some information, whether it be from lectures (11.4%; n=14) or news on TV (3.3%; n=4). Most participants (95.9%; n=118) also expected the government to raise public awareness of thalassemia through printed and electronic media.

The participants were dominated by those with optimal academic achievement (GPA 2.5-3.5: 69.9%; n=86), some from a less academic group (GPA <2.5: 20.3%; n=25), and even fewer from the high achievers (GPA >3.5: 9.8%; n=12). Only the 2020 batch had the number of participants equally divided between low and optimal achievers. The number of low achievers then decreased drastically in earlier batches. A significant difference in knowledge related to thalassemia prevention could only be detected between those with GPA <3.0 and those with GPA ≥3.0. Within the range of minimal and maximum scores of 0-4, the median score (4) of students with high GPAs was statistically higher than the median score (3) of those with low GPAs (p-value <0.05; Mann-Whitney U test). Besides, no other statistical differences were found between groups related to all aspects (knowledge, experience, attitude, and self-perception), including those between batches. Therefore, the overall analysis was then carried out using combined data, and the results were presented descriptively without any segregation between those with different batches or levels of GPA.

None of the participants knew whether they were thalassemia carriers or not. Of 123 participants, 13.8% (n=17)—all female—were anemic. Based on the first screening level, more than half of these anemic cases (n=10) were also suspected of thalassemia. While using MI and SLI combined, two anemic female participants were also suspected of beta-thalassemia. Three domains of knowledge were tested on the participants: a) what thalassemia is and its inherited pattern; b) prevention of thalassemia; and c) treatment for thalassemia. Overall, the participants' knowledge was high, with a median score of 10 (min-max: 1-15). As seen from Table 1, knowledge of what thalassemia is could be answered correctly by most participants (>90%). Still, the proportion sharply decreased when being asked about the roots of this condition (<60%). Only 60.2% (n=74) answered that thalassemia could be prevented, yet most participants (95.9%; n=118) answered correctly that premarital screening was equally crucial for males and females.

However, 33.5% (n=41) did not know that antenatal screening could work effectively. Compared to the first two knowledge domains, knowledge related to thalassemia treatment appeared to be much less, with the most significant proportion being 72.4% (n=89) for non-specific knowledge of thalassemia, repeating blood transfusion carries a risk. The participants could provide correct answers (60.2%; n=74) at most for 8-11 of 15 knowledge-related questions (Figure 2). This proportion was dominated by participants' correct responses on 2-5 questions on thalassemia and its causes (93.5%; n=115), 2-4 questions for thalassemia prevention (92.7%; n=114), and 2-4 questions for thalassemia treatment (61%; n=75).

Coherent with participants' knowledge of the methods to prevent thalassemia, premarital screening received the most positive attitude (98.4%; n=120) compared to the other preventive ways (Table 2). More than half of the participants were willing to undergo this kind of screening voluntarily, even though it was not mandatory. While, positive attitudes for other preventive ways only came from about two-thirds of the participants, and the proportion was even smaller (26.2%; n=32) when it related to the termination of pregnancy with a thalassemia major fetus. Most participants (81.3%; n=99) gave only one to two reasons that a pregnancy with a thalassemia major fetus would cause difficulties to the child (71.5%; n=87) or his family (33.3%; n=41) if maintained. Yet, the majority (64.8%; n=79) gave no opinion about pregnancy termination.

In this study, eight features were used to describe the quality of life as a whole, including self-assessment of the overall health (1 set of questions), physical conditions (3 sets of questions), vitality (1 set of questions), mental conditions (2 sets of questions), and even social functions (1 set of questions). As seen in Table 3, the participants' responses generally tended to be positively skewed as they valued themselves as healthy and normally functioning physically, mentally, and socially. Yet, when it comes to the self-perceived on broader or more abstract features like overall health, vitality, and mental health, their responses tended to be diverse and represented more the picture of a population's normal distribution.

Table 1. Participants' Knowledge of Thalassemia (N=123*)

Knowledge	Correct answer n (%)
What thalassemia is	
1. Thalassemia is a genetic disease	120 (97.6)
2. Thalassemia originates from a blood disorder	122 (99.2)
3. There are two types of thalassemia	71 (57.7)
4. A normal person could genetically have thalassemia minor	67 (54.5)
5. A child will not suffer from thalassemia if only one of the parents genetically has thalassemia minor	14 (11.4)
6. A normal person could marry a thalassemia carrier	86 (69.9)
Prevention of thalassemia	
1. Thalassemia could not be transmitted from food	105 (85.4)
2. Thalassemia could be detected during pregnancy	83 (67.5)
3. Thalassemia is preventable	74 (60.2)
4. Premarital screening for thalassemia needs to be done on both men and women	118 (95.9)
Treatment of thalassemia and its inherent risks	
1. Repeated blood transfusion is the way children with thalassemia can survive	69 (56.1)
2. There is a permanent solution for thalassemia	48 (39.0)
3. Repeated blood transfusion carries a risk	89 (72.4)
4. Therapy using iron chelating agents can be recommended for children with thalassemia	40 (32.5)
5. There are precautions/prohibitions for certain types of food for those with thalassemia	39 (31.7)

Table 2. Attitude to Thalassemia Prevention (N=122*)

		Attitude (%)
Pregnancy with a fetus detected as a carrier of thalassemia major		Reason:
• Kept it	9.0 (n=11)	Difficulties to the child (n=3); burden to the family (n=3); ethical issue (n=4) gave no reason at all (n=1); gave only one reason (n=10)
• Terminated it	26.2 (n=32)	Difficulties to the child (n=30); burden to the family (n=12); burden to the country (n=3); death risk (n=1) gave only one reason (n=21); gave more than one reasons (n=11)
• Do not know	64.8 (n=79)	Difficulties to the child (n=55); burden to the family (n=26); burden to the country (n=6); ethical issues (n=3); break the chain of disease (n=1) gave no reason at all (n=12); gave only one reason (n=49); gave more than one reasons (n=18)
Premarital screening for thalassemia is necessary		Marriage between couples who are both thalassemia carriers
• Yes	98.4	• Just fine 32.8
• No	1.6	• Should not 67.2
Want to have a premarital screening independently although it is not yet mandatory in Indonesia		Carriers couples for getting pregnant
• Yes	54.9	• Just fine 33.6
• Maybe	41.8	• Should not 66.4
• No	3.3	

*one respondent gave no responses to this set of questions

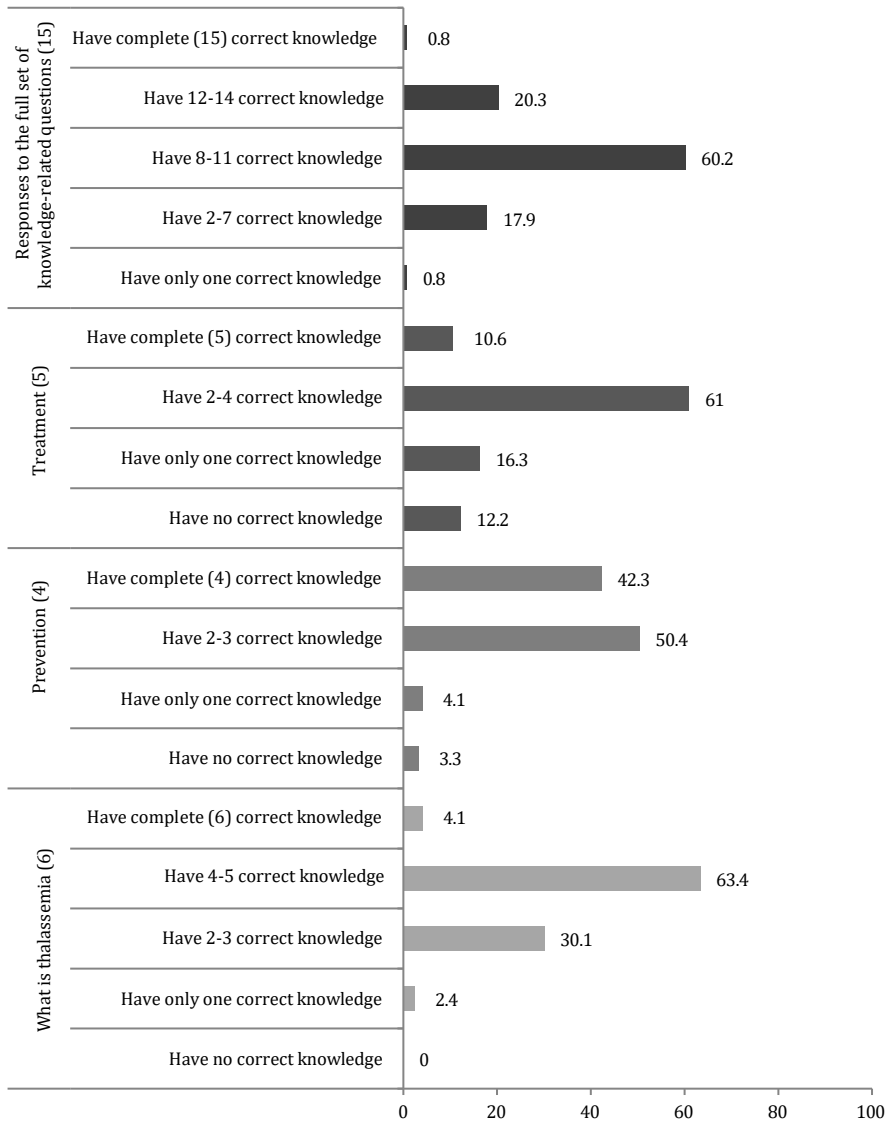


Figure 2. Proportion Distribution of Participants with Correct Knowledge of Thalassemia (N=123)

Table 3. Perception of the Self-Quality of Life (N=123)

Sub-variable	Statistics*	Score distribution
General health (6 questions) 1. How would you describe your current health condition? 2. How is your health now compared to one year ago? 3. I feel like I get sick a little easily 4. I am as healthy as anyone else 5. I feel my health is getting worse 6. My health is very good	70.8 (37.5 - 100.0)	

<p>Physical functions (10 questions)</p> <ol style="list-style-type: none"> Activities that require a lot of energy, lifting heavy objects, doing strenuous exercise Light activities such as moving tables, sweeping, jogging/leisurely walking Lifting or carrying light items (e.g. groceries, bags) Climb some stairs Climb one stair Bending the neck/hands/legs, prostrating or bowing Walk more than 1.5 km Walk through several alleys/1km Walk through one alley/0.5 km Take a shower or wear your own clothes 	<p>100.0 (65.0 - 100.0)</p>	
<p>Physical limitations (4 questions)</p> <ol style="list-style-type: none"> Spending all your time doing work or other activities. Finishing work not on time. Limited to some work or other activities. Experiencing difficulty in doing work or other activities (for example those that require extra energy such as jacking/carpentry, washing) 	<p>75.0 (0.0 - 100.0)</p>	
<p>Body soreness (2 questions)</p> <ol style="list-style-type: none"> How much pain have you felt in your body during the last 4 weeks? In the last 4 weeks, how much did the pain interfere with your daily work (including work outside the home and work inside the home)? 	<p>87.5 (20.0 - 100.0)</p>	
<p>Vitality (4 questions)</p> <ol style="list-style-type: none"> Do you feel full of enthusiasm? Do you have a lot of energy? Do you feel bored? Do you feel tired quickly? 	<p>45.0 (25.0 - 75.0)</p>	
<p>Emotional limitations (3 questions)</p> <ol style="list-style-type: none"> Spending all your time doing work or other activities Finishing the job takes less time than usual When carrying out work or other activities, you are not as careful as usual 	<p>66.7 (0.0 - 100.0)</p>	

<p>Mental health (5 questions)</p> <ol style="list-style-type: none"> 1. Are you a very nervous person? 2. Do you feel very depressed and nothing cheers you up? 3. Do you feel calm and peaceful? 4. Do you feel hopeless and sad? 5. Are you a cheerful person? 	<p>52.0 (28.0 - 68.0)</p>	
<p>Social function (2 questions)</p> <ol style="list-style-type: none"> 1. In the last 4 weeks, how much did your physical health or emotional problems interfere with your usual social activities with family, friends, neighbors or your group? 2. In the last 4 weeks, how often did your physical health or emotional problems affect your social activities (such as visiting friends, relatives, etc.)? 	<p>75.0 (0.0 - 100.0)</p>	

*Median (min-max)

Discussion

Delivering education on thalassemia takes a challenging and complex process. With the gene inheritance pattern from parents to offspring, carrier screening might create a fear of stigmatization.²⁵ Several prevention methods, such as avoiding or terminating a pregnancy, may arouse serious controversy and even outright rejection because they conflict with existing norms, or are invasive.^{31,32} Moreover, efforts to convince thalassemia major patients or their families to strictly adhere to lifelong treatment could be hampered by many issues, such as financial problems, time constraints, resistance to pain, and mental depression.³³ In this context, more than just relevant medical knowledge is needed to enable a doctor to carry out the function of a health educator.

Solid medical knowledge may enable one to select and construct supportive fundamental messages precisely. However, concordance should be pursued regarding more delicate or sensitive issues, not just adherence or compliance.³⁴ Specific skills must also be mastered to verbally communicate (ideally in an understandable lay language) on thalassemia, its consequences, or the reasons for recommending a way out or solution. Also, it is a proper attitude that must objectively underlay specific medical advice whenever considered the best option.³⁵ Only then would the patients probably comprehend better the basis of their decision-making less clouded by incorrect or irrelevant perspectives.

That being said, only some of the participants could meet the above criteria, even just assessed by their levels of knowledge and attitude. Although their overall knowledge was good, it was patchy in some specific issues: inheritance patterns, antenatal screening, and treatment of thalassemia. However, the coherence of knowledge and attitude was noticed in this study, just like premarital screening, which was known by and received a positive attitude from most participants (>90%). This attitude might be predisposed by students' understanding that thalassemia is an inherited disorder and their unmarried status. However, the pattern of inheritance following Mendel's law for recessive genes was unknown by the majority (88.6%). Perhaps a positive attitude to premarital screening was also driven by considerations that other options, such as termination of pregnancy, were too risky, against the existing norms, conflict with their personal views or beliefs, or might give rise to ethical controversy.³¹

Age, sex, and years of education did not determine differences in knowledge and attitude on thalassemia among these undergraduate participants. A study in Semarang, Central Java, among medical students also reported similar findings, except that the year of education was significantly associated with knowledge and attitude.¹³ Other studies among similar target groups reported significant associations between sex and knowledge,³⁶ age and attitude,³⁵ or age and knowledge.³⁷ Their educational performance, as indicated by the GPA, seemed only to differentiate the elementary level of knowledge of thalassemia prevention, but not about attitude or even experience. This association between GPA and knowledge somewhat aligned with their response that the faculty's lecture was their primary information channel on thalassemia. As a caveat, the topic of thalassemia given through lectures was very short in duration and not repetitive

(2 x 50 minutes in only one semester). Much detailed information might be forgotten when piled up with other course materials. The experience of thalassemia among the participants was too minimal to be associated with any factor aside from their rare exposure to thalassemia cases, direct or indirect. Perhaps it was because the participants were still students with no intense exposure to specific cases, including thalassemia, on top of their patchy knowledge.

One effective way to build positive attitudes and gain hands-on experience simultaneously with knowledge for medical students is through volunteering,³⁶ including in research. Therefore, understanding the underlying factors of students' interest in research to the point that they were willing to participate was just as important as exploring an engaging teaching method. However, this study has shown that student's willingness to participate voluntarily in research could be low regardless of their high attendance in the outreach session. There was also an indication that their interest was not necessarily driven by the proximity of their educational background to the scientific field of a given research.

An interesting finding was the dominance of students with optimal academic performance as this study participant, also found among undergraduate medical students in Dubai.³⁶ It was assumed that the optimal achievers' group may have different motives and attributes in viewing or responding to any existing opportunities compared to other groups. The phenomenon of the number of participants with low and optimal GPAs being equal only in the latest batch might indicate that students initially had similar attributes, which then became diverse in corresponding to the changes in learning demands and patterns in line with their studying period.

Even though it was known that a small number of participants were carriers of thalassemia, none of them knew about their condition because they had never been independently screened before, and most perceived themselves to be in reasonably good health. Curiosity to see whether they are carriers could be the driving factor for their participation in this research, even though their blood samples must be taken. However, on the other hand, it is yet to be known whether the lack of consent among non-participants was due to objections to blood sampling.

Using an inductive approach to identify influencing factors of consent to volunteers based on participants' characteristics has a limited scope of interpretation because there is no comparative data on the features of the non-participant group. Since factors such as age, sex, marital status, economic group, years of education, and perceived self-quality of life of the participants resembled the profile of the 2016-2020 students' population, no underlying factor of students' consent could be presumed within this cluster of variables as another limitation of an inductive approach.

Conclusion

In general, knowledge of thalassemia among the study participants is quite good, even though they are patchy on issues regarding inheritance patterns, antenatal screening, and treatment for thalassemia. The attitude to premarital screening is mostly positive, supported by the knowledge that thalassemia is an inherited disorder. The limitation of the inductive approach and the absence of a comparison group (non-participants) become constraints in identifying the influencing factors for student consent to participate. Academic performance and curiosity about career status are presumed to be the influential factors. Further studies must be specifically designed to analyze determinants for medical students' consent to participate, particularly in a study with complex subjects that must be understood from multiple public health perspectives, such as thalassemia.

Abbreviations

FPC: finite population correction; GPA: grade point average; CBC = complete blood count.

Ethics Approval and Consent to Participate

This research was ethically approved by the Research Ethics Committee of the Faculty of Medicine, Universitas Trisakti, Indonesia (Ethical Clearance no 011/KER/FK/IV/2021). The participation of students in the research was voluntary. All potential candidates who had met the inclusion criteria were exposed to detailed information on the research objectives and data collection procedures through outreach activities before signing consent to participate.

Competing Interest

The author declares that no significant competing financial, professional, or personal interests might have affected the performance or presentation of the work described in this article.

Availability of Data and Materials

The data used in this study is primary data taken directly from the results of filling out online questionnaires and laboratory examinations.

Authors' Contribution

RW had initiated the conception of the research, and all the other authors contributed to constructing the research plan. EXT and AK managed the data collection, DA and AK performed the statistical analysis, and RW drafted the manuscript. All authors took part in compiling references, giving insight into research implications for the near future study and policy, and finalizing the draft manuscript.

Acknowledgment

The research grant of Universitas Trisakti fully funded this study. The authors are grateful to the Dean of the Faculty of Medicine, Universitas Trisakti, for the research site and supporting data facilities. The authors also express our deepest gratitude to all students who participated in this research and those who contributed during the study.

References

- Kohne E. Hemoglobinopathies: Clinical manifestations, diagnosis, and treatment. *Dtsch Arztebl Int.* 2011; 108 (31-32): 532-540. DOI: 10.3238/arztebl.2011.0532.
- Wahidiyat PA, Sari TT, Rahmartani LD, et al. Thalassemia in Indonesia. *Hemoglobin.* 2022; 46 (1): 39-44. DOI: 10.1080/03630269.2021.2023565.
- Kementerian Kesehatan Republik Indonesia. Pencegahan Thalassemia [Hasil Kajian HTA tahun 2009]. Jakarta: Kementerian Kesehatan Republik Indonesia; 2010.
- Direktorat Pencegahan dan Pengendalian Penyakit Tidak Menular (P2PTM). Pedoman Pengendalian Penyakit Thalassemia di Fasilitas Kesehatan Tingkat Pertama. Jakarta: Kementerian Kesehatan Republik Indonesia; 2017.
- Menteri Kesehatan Republik Indonesia. Keputusan Menteri Kesehatan RI Nomor HK.01.07/MENKES/1/2018 tentang Pedoman Nasional Pelayanan Kedokteran Tata Laksana Thalassemia. Jakarta: Kementerian Kesehatan Republik Indonesia; 2018.
- Direktorat Pencegahan dan Pengendalian Penyakit Tidak Menular (P2PTM). Buku Pedoman Penyakit Tidak. Jakarta: Kementerian Kesehatan Republik Indonesia; 2019.
- Sahiratmadja E, Seu MMV, Nainggolan IM, et al. Challenges in Thalassemia Carrier Detection in a Low Resource Setting Area of Eastern Indonesia: The Use of Erythrocyte Indices. *Mediterr J Hematol Infect Dis.* 2021; 13 (1): e2021003. DOI: 10.4084/MJHID.2021.003.
- Widyawati W. Talasemia Penyakit Keturunan, Hindari dengan Deteksi Dini. Jakarta: Kementerian Kesehatan Republik Indonesia; 2022.
- Indonesiabaik.id. Biaya besar talasemia di Indonesia. Jakarta: Indonesiabaik.id; 2019.
- CNBC Indonesia. BPJS beri kemudahan untuk pasien Thalassemia & hemophilia. Jakarta: CNBC Indonesia; 2021.
- Pratiwi S, Yuningsih A. Komunikasi persuasi Helper dalam menumbuhkan motivasi bagi penderita thalassemia. *Pros Hub Masy Penelit SPeSIA.* 2015; 1 (1): 142-152. DOI: 10.29313/v0i0.200.
- Marnis D, Indriati G, Nauli FA. Hubungan Tingkat Pengetahuan dengan Kualitas Hidup Anak Thalassemia. *J Keperawatan Sriwijaya.* 2018; 5 (2).
- Tursinawati Y, Fuad W. Pengetahuan Pengaruhi Sikap dan Tindakan Mahasiswa terhadap Program Pencegahan Thalassemia di Indonesia. *HIGEIA J Public Health Res Develop.* 2018; 2 (4): 654-662. DOI: 10.15294/higeia.v2i4.25407.
- Adiratna W, Udiyono A, Saraswati LD. Hubungan Pengetahuan dan Dukungan Sosial terhadap Skor Kepatuhan Minum Obat Kelasi Besi pada Pasien Thalassemia (Studi di RSUD Tidar Kota Magelang). *J Kesehat Masy.* 2020; 8 (1): 23-29. DOI: 10.14710/jkm.v8i1.25430.
- Oktaria V, Kurniawati D. Hubungan Pengetahuan Talasemia Dengan Kepatuhan Keluarga Membawa Anak Menjalani Tranfusi Darah. *J Ilmiah Kesehat.* 2020; 9 (2): 94-97. DOI: 10.52657/jik.v9i2.1236.
- Cuciati C, Mulyadi A, Abriyanto H, et al. Studi Korelasi Pengetahuan terhadap Sikap Mahasiswa Keperawatan dalam Pencegahan Generasi Thalassemia di Poltekkes Kemenkes Semarang Prodi DIII Keperawatan Tegal. *Bhamada J Ilmu Teknol Kesehat.* 2023; 14 (1): 1-5. DOI: 10.36308/jik.v14i1.438.
- Saprudin N, Sudirman RM. Peningkatan Sikap dan Motivasi Orangtua tentang Perawatan Pasca Tranfusi pada Anak Thalassemia melalui Pemberian Komunikasi Informasi Edukasi Berbasis Audio Visual di Kabupaten Kuningan. *J Nursing Pract Educ.* 2020; 1 (1): 43-57.
- Asa P, Indriastuti DN, Andarsini MR, et al. Empowering Thalassemia Patients and Family to Increase Public Knowledge on Thalassemia. *J Pengabdian Masy.* 2021; 7 (4): 228-233. DOI: 10.22146/jpkm.69349.
- Himawan F, Suparjo S, Laksanano GS. Pemberdayaan Remaja dalam Upaya Sadar Bebas Thalassemia (Sabet). *JABI J Abdimas Bhakti Indonesia.* 2022; 3 (2): 76-81. DOI: 10.36308/jabi.v3i2.434.
- Panigoro R, Prihatni D, Sribudiani Y, et al. Upaya menurunkan angka kejadian talasemia mayor melalui edukasi dan pemeriksaan darah pada acara donor darah: Menuju zero growth talasemia mayor di Indonesia. *Dharmakarya J Apl Ipteks Masy.* 2023; 12 (2): 182-188. DOI: 10.24198/dharmakarya.v12i2.37317.
- Adiwijaya S, Aritonang DVA, Mashud M, et al. Empowerment Pattern for Thalassemia Patients in Dr. Soetomo Hospital Surabaya (Study of the Association of Parents with Thalassemia Indonesia, Surabaya). *Budapest Int Res Critics Institute (BIRCI-Journal).* 2018; 1 (4): 289-298. DOI: 10.33258/birci.v1i4.121.
- Hijriani H. Pengaruh Psychoeducational Parenting Terhadap Kecemasan Orang Tua Yang Mempunyai Anak Penyandang Thalassemia Mayor di RSUD Majalengka. *J Kampus STIKES YPIB Majalengka.* 2017; V (2): 1-16.
- Baroroh EZ. Intervensi Pelatihan Pengenalan Diri untuk Meningkatkan Self Esteem pada Remaja Penderita Thalassaemia. *J Psikol Proyeksi.* 2022; 17 (2): 13-24. DOI: 10.30659/jp.17.2.13-24.
- Setiawati OR, Nurseha N, Pribadi T. Psikoedukasi terhadap kecemasan orang tua pasien yang menjalani pengobatan thalassemia mayor. *Holistik J Kesehat.* 2019; 13 (3): 225-232. DOI: 10.33024/hjk.v13i3.1369.
- Widayanti CG, Edianti A, Tamam M, et al. Feasibility of preconception screening for thalassaemia in Indonesia: Exploring the opinion of Javanese mothers. *Ethn Health.* 2011; 16 (4-5): 483-499. DOI: 10.1080/13557858.2011.564607.
- Cousins S, Blencowe NS, Blazebly JM. What is an invasive procedure? A definition to inform study design, evidence synthesis and research tracking. *BMJ Open.* 2019; 9: e028576. DOI: 10.1136/bmjopen-2018-028576.
- Khusun H, Yip R, Schultink W, et al. World Health Organization hemoglobin cut-off points for the detection of anemia are valid for an Indonesian

- population. *J Nutr.* 1999; 129 (9): 1669-1674. DOI: 10.1093/jn/129.9.1669.
28. Siswandari W, Rujito L, Indriani V, et al. Mentzer Index Diagnostic Value in Predicting Thalassemia Diagnosis. In: *IOP Conference Series: Earth and Environmental Science*; 2019. DOI: 10.1088/1755-1315/255/1/012004.
 29. Maskoen AM, Reniarti L, Sahiratmadja E, et al. Shine & Lal index as a predictor for early detection of β -thalassemia carriers in a limited resource area in Bandung, Indonesia. *BMC Med Genet.* 2019; 20 (1): 136. DOI: 10.1186/s12881-019-0868-x.
 30. Hamadeh N, Van Rompaey C, Metreau E. *New World Bank country classifications by income level: 2021-2022.* Washington, DC: New World Bank Blog; 2021.
 31. Chakravorty S, Dick MC. Antenatal screening for haemoglobinopathies: Current status, barriers and ethics. *Br J Haematol.* 2019; 187 (4): 431-440. DOI: 10.1111/bjh.16188.
 32. Cao A, Kan YW. The prevention of thalassemia. *Cold Spring Harb Perspect Med.* 2013; 3 (2): a011775. DOI: 10.1101/cshperspect.a011775.
 33. Dahnil F, Mardhiyah A, Widiarti E. Assessment of Supportive Care Needs in Parents of Children with Thalassemia. *NurseLine J.* 2017; 2 (1): 1-10. DOI: 10.19184/nlj.v2i1.5994.
 34. Bell JS, Airaksinen MS, Lyles A, et al. Concordance is not synonymous with compliance or adherence. *Br J Clin Pharmacol.* 2007; 64 (5): 710-7111; author reply 711-713. DOI: 10.1111/j.1365-2125.2007.02971_1.x.
 35. Haque ATME, Puteh FAB, Osman NLB, et al. Thalassaemia: Level of awareness among the future health care providers of Malaysia. *J Chem Pharm Res.* 2015; 7 (2): 896-902.
 36. Alsuwaidi L, Powell L, Alhashmi D, et al. Volunteering among pre-clinical medical students: Study of its association with academic performance using institutional data. *MedEdPublish.* 2022; 12: 24. DOI: 10.12688/mep.19105.2.
 37. Sahiratmadja E, Wijaya MA, Widjajakusuma A, et al. Pengetahuan Tentang Talasemia pada Mahasiswa Kedokteran dan Dokter Umum di Bandung serta Prevalensi Karir β -Thalassemia. *J Indonesian Med Assoc.* 2020; 70 (4): 48-58.

The Influences of Medical Students' Consent to Participate in Thalassemia Research

By Raditya Wratsangka

5-31-2024

The Influences of Medical Students' Consent to Participate in Thalassemia Research

Raditya Wratsangka
Universitas Trisakti, Jakarta, raditya@trisakti.ac.id

Donna Adriani
Universitas Trisakti, Jakarta, donna.adriani@trisakti.ac.id

Endrico Xavierees Tungka
Universitas Trisakti, Jakarta, endrico.xavierees@trisakti.ac.id


Aditya Krishna Murthi
Universitas Trisakti, Jakarta, krishna.md.06@trisakti.ac.id

Follow this and additional works at: <https://scholarhub.ui.ac.id/kesmas>

 Part of the [Health Policy Commons](#), and the [Public Health Education and Promotion Commons](#)

Recommended Citation

Raditya W, Donna A, Endrico X T, et al. The Influences of Medical Students' Consent to Participate in Thalassemia Research. *Kesmas*. 2024; 19(2): 88-98

 DOI: [10.21109/kesmas.v19i2.1099](https://doi.org/10.21109/kesmas.v19i2.1099)

Available at: <https://scholarhub.ui.ac.id/kesmas/vol19/iss2/3>

This Original Article is brought to you for free and open access by the Faculty of Public Health at UI Scholars Hub. It has been accepted for inclusion in Kesmas by an authorized editor of UI Scholars Hub.

The Influences of Medical Students' Consent to Participate in Thalassemia Research

Raditya Wratsangka^{1*}, Donna Adriani², Endrico Xavierees Tungka³, Aditya Krishna Murthi²

¹Department of Obstetrics and Gynecology, Faculty of Medicine, Universitas Trisakti, Jakarta, Indonesia

²Department of Medical Physiology, Faculty of Medicine, Universitas Trisakti, Jakarta, Indonesia

³Department of Biochemistry, Faculty of Medicine, Universitas Trisakti, Jakarta, Indonesia

Abstract

An effective way of learning about thalassemia, a complex public health issue with multiple perspectives, is through participating in research. This study used an inductive approach to presume the influencing factors of students' consent to participate in thalassemia research voluntarily. Nested in the preliminary stage of a research series on thalassemia, this study used a consecutive sampling to recruit 140 medical undergraduates. Their knowledge, experience, and attitude to thalassemia and the perception of self-quality life were assessed using self-administered questionnaires. Blood samples were drawn for carrier screening. Students' GPAs were collected from faculty records. Of 140 participants, only 123 had at least heard of thalassemia, and their data was used in the analysis. Most participants had fairly good but incomplete knowledge of inheritance patterns, antenatal screening, and thalassemia management. Premarital screening was known and received the most positive attitudes from participants. Inductively, academic performance and carrier status curiosity were presumed to influence students' consent to participate. With the limitation of an inductive approach, further study with a specific design is needed to closely investigate student perspectives on research and their drives to get involved.

Keywords: consent, influence, knowledge, medical student, thalassemia

Introduction

In Southeast Asia, thalassemia is known to be the most common manifestation of hemoglobinopathy.¹ Historically, this inherited blood disorder was frequently found in malarial enclaves and assumed to confer a benefit of selective survival on thalassemia heterozygotes from the severe adverse effects of malaria. This natural selection may have also placed Indonesia, the second-largest malaria endemic area in Southeast Asia, into the thalassemia belt. Until now, the magnitude of the thalassemia problem in Indonesia remains a public health concern, with the number of cases expected to continue to increase from time to time.²

Indonesia has had a strategic plan for thalassemia prevention since 2010³, which primarily translated into various program activities such as health promotion, formal education, carrier screening, premarital counseling, and prenatal diagnosis.⁴⁻⁶ However, these efforts have not yet been able to significantly suppress new emerging cases since health service inequality is still a challenge triggered by geographic differences, socioeconomic discrepancies, and inequitable distribution of health providers and required facilities within the country.^{2,7}

Approximately 2,500 babies are born with beta-thalassemia (β -TM) mayor yearly.⁸ In 2019, the annual average cost to get optimal treatment for a thalassemic patient reaches up to IDR 300-400 million (USD 1,8642.72 – 2,4856.96), and this cost will increase as the patient ages and the complications they experience.⁹ Such spending burdens the individual patient or their family and causes an enormous financial burden within the government health insurance scheme, estimated at IDR 900 billion (USD 559,281.6) per year.¹⁰

To date, information on the magnitude of thalassemia-related public health burdens has not received proportionate public attention in Indonesia. Efforts to work on thalassemia as a type of anemia have not yet been part of the health promotion to reduce anemia cases. That being concerned, the campaign for anemia due to iron deficiency is much more intensive, far surpassing the slow outreach of the other common variants of anemia, such as thalassemia.

Correspondence*: Raditya Wratsangka, Department of Obstetrics and Gynecology, Faculty of Medicine, Universitas Trisakti. Campus B – Usakti, Jalan Kyai Tapa 260, Grogol, Jakarta Barat 11440 – Indonesia. E-mail: raditya@trisakti.ac.id
Phone: +62811868601

Received: February 11, 2024

Accepted: May 13, 2024

Published: May 31, 2024

In other words, public ignorance is also a major obstacle in the efforts to control thalassemia thus far.²

The lack of public awareness of thalassemia in Indonesia is allegedly due to inadequate general knowledge, even among prospective health workers, about what thalassemia is and how to deal with it. Within the last decade, linkages between knowledge, awareness, attitude, and behaviors related to thalassemia have been studied among different respondents in various settings in Indonesia.¹¹⁻¹⁶ Trials to elevate knowledge of thalassemia among respondents with multiple characteristics have consistently proven effective in creating awareness or adherence to certain positive attitudes and behaviors.¹⁷⁻²⁰ The act of providing relevant information could also lend psychological support,²¹ reduce anxiety,²²⁻²³ improve self-esteem,²⁴ and increase resilience for both thalassemia patients and those closest to them.²¹

It is fundamental to do effective promotional education activities to disseminate information on thalassemia.²⁵ For this purpose, the public health system needs capable, trustworthy, and easy-to-consult resource persons. There is a high expectation for a medical doctor to at least be a competent resource person to deliver education on thalassemia or even provide quality healthcare for people with thalassemia. To build up such relevant knowledge and skills during their study time, the institution should organize various teaching and learning methods, one of which is through research activities. Although it is knowledge-dense, the involvement of students in research activities is optional, especially for undergraduates; hence, it requires their consent to participate, which could sometimes be very minimal. Meanwhile, factors which could motivate medical students to participate in research, particularly those requiring somewhat invasive procedures,²⁶ such as blood sampling, have yet to be studied.

In 2021, the Faculty of Medicine at a university in Jakarta initiated a research series on thalassemia. In phase I of this study, participants were selected from the university medical students who voluntarily enrolled after the outreach of research. The outreach conveyed to the attendants the need for blood sampling from all participants for carrier screening. As part of the research series, this study aimed to comprehend students' knowledge and attitudes to issues related to thalassemia. An additional analysis of their profiles was also carried out to determine influential factors to the students' consent to volunteer using an inductive approach.

Method

To find out more about thalassemia from various perspectives, a series of research was planned. Carried out as a cross-sectional descriptive study in May-June 2021, this was the preliminary stage of the series. This study included undergraduate students from the 2016-2020 batches of the Faculty of Medicine of a private university in Jakarta, Indonesia, who registered voluntarily online or offline. A consecutive sampling technique was applied to correspond with the study objectives. Recruiting participants began with the outreach directly to the students, both through online and offline.

The online session was delivered on May 24, 2021, followed by consecutive offline sessions from June 23-29, 2021. These sessions allowed dialogue between the attendants and the research team members on the study objectives, methodology, and data collection process. Participants in this study must be active undergraduate medical students; domiciled in Jakarta; not suffering from chronic diseases and/or not having blood transfusion within three months prior to blood collection; healthy during data collection; had heard of thalassemia; and not having an increase in leukocytes greater than 20% of the normal value range.

A formula to estimate a single proportion of the degree of participation was applied to calculate the sample size. With a total of 619 students from batch 2016-2020, a finite population correction (FPC) was applied to adjust the final sample size. The sample size calculation formula with an FPC was:

$$n = \frac{Z^2 \cdot (1 - p)}{1 + \frac{Z^2 \cdot (1 - p)}{e^2 N}}$$

For estimating 90% of the participation level with a 95% confidence level ($Z_{\alpha/2} = 1.96$) and a 5% margin of error (e), the minimum sample size required after the correction was 113 participants. Voluntary participation in medical-related studies that include invasive procedures might be low, even among medical students. This study showed that of 619 active students, 60.6% ($n=375$) attended the study outreach. Of the 375 students attending the outreach sessions, 140 voluntarily registered in the study. Of these 140 students, 17 (12.1%) had never heard of thalassemia; thus, their responses were considered irrelevant and excluded from the analysis. Yet, using non-probability sampling

technique, the composition of participants still resembled the composition of the 2016-2020 student population with a male/female ratio of 1 to 2 and slightly fewer participants from the earlier batches (the year 2016-2018: 45%) than from the latest batches (the year 2019-2020: 55%).

As illustrated in Figure 1, the presumed influential factors to students' participation in research were regarded as variables under study whose indicators were collected using three different methods. Knowledge, attitude, and experience related to thalassemia, perception of quality of life, sociodemographic status, and participants' economic status were assessed using self-administered online (Google Forms) questionnaire¹¹ as coded with Q1 – Q4). The data on students' grade point average (GPA) was obtained from the faculty record. A 7 ml venous blood sample was also collected from each participant in two 3 ml etilena diamina tetra asetat (EDTA) tubes for three levels of carrier screening.

The blood sampling was done by skilled analysts from Laboratory X in six batches from June 23 to 29, 2023. The first level screening was done using a Complete Blood Count (CBC), which comprises Hb, MCV, and MCH. The CBC was assessed using the Flow Cytometry Method Using a Semiconductor Laser (Sysmex-XN®). These biochemical assessments were carried out by Laboratory X in compliance with ISO Standards (SNI ISO 15189 has been accredited by the National Accreditation Committee with certificate no LM-013- IDN). The procedures of the second and third level screening would be reported elsewhere (in progress) because only the results of the first level screening were presented here.

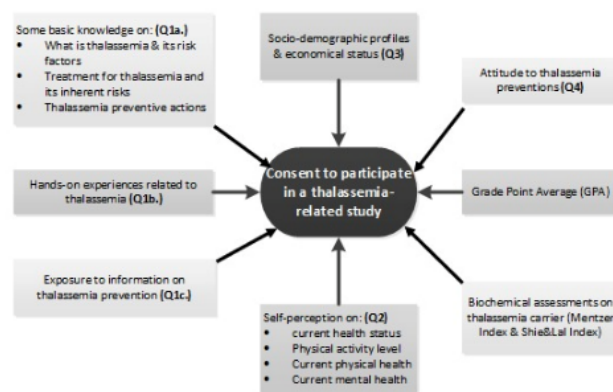


Figure 1. Conceptual Framework of the Preliminary Study

This study collected two types of data, categorical and continuous data, analyzed using SPSS Statistics for Windows version 26.0 (licensed until 2032). Responses from questionnaires were mostly categorical and presented as proportions. For responses on Q1.a, Q2, and Q4 were transformed into scores so that they could be treated as continuous data as well as regrouped into ordinal data (i.e., low, medium, and high scores). All continuous data were checked for their data distribution graphically using eye-ball observations and statistically using the Kolmogorov-Smirnov test combined to further determine the statistical tests for more analytical purposes.

The results of blood biochemical tests were used to detect the participant's pathophysiological conditions, such as anemia and/or suspected thalassemia carriers. The sex-specific World Health Organization's standards were applied to determine an anemic condition based on Hb level with <13 g/dL for anemic men and <12 g/dL for anemic women.²⁷ For those with anemia, further examinations were also carried out to determine whether the person concerned was suspected of thalassemia carrier. Following the national guidelines for medicine services management of thalassemia,⁵ those with $MCV < 80$ fl and/or $M < 27$ pg were initially (1st level) suspected of thalassemia. A combination of the Mentzer index (MCV/RBC) and the Shine&Lal index ($MCV^2 * MCH/100$) could also be utilized to sort out those with suspected thalassemia carriers.^{28,29} Participants with Mentzer index < 13 and Shine&Lal index < 1530 were considered suspected Beta-thalassemia carriers.

Results

Analyses were performed based on only 123 datasets. The participants were 18-26 years old, with an average age of 20. None of them were married or had children. Most were Muslims (78.6%; n=97) and Christians (18.6%; n=23).

Based on the World Bank categories,³⁰ 22.9% (n=28) of participants came from the lower middle-income group, while more than half (77.1%; n=95) came from the upper middle to high-income group. Most students (79.7%; n=98) had been exposed to relevant information from lectures at the faculty, 13.8% (n=17) from TV, and very few (6.5%; n=8) from unspecified sources. Based on their experience, only 11.4% (n=14) have ever met a child with thalassemia or even donated blood to a child with thalassemia (3.3%; n=4). Although it could not be determined which happened first, experience or exposure to information, it was noticed that among those with backgrounds (14.6%; n=18), all had been exposed to some information, whether it be from lectures (11.4%; n=14) or news on TV (3.3%; n=4). Most participants (95.9%; n=118) also expected the government to raise public awareness of thalassemia through printed and electronic media.

The participants were dominated by those with optimal academic achievement (GPA 2.5-3.5: 69.9%; n=86), some from a less academic group (GPA <2.5: 20.3%; n=25), and even fewer from the high achievers (GPA >3.5: 9.8%; n=12). Only the 2020 batch had the number of participants equally divided between low and optimal achievers. The number of low achievers then decreased drastically in earlier batches. A significant difference in knowledge related to thalassemia prevention could only be detected between those with GPA <3.0 and those with GPA ≥3.0. Within the range of minimal and maximum scores of 0-4, the median score (4) of students with high GPAs was statistically higher than the median score (3) of those with low GPAs (p-value <0.05; Mann-Whitney U test). Besides, no other statistical differences were found between groups related to all aspects (knowledge, experience, attitude, and self-perception), including those between batches. Therefore, the overall analysis was then carried out using combined data, and the results were presented descriptively without any segregation between those with different batches or levels of GPA.

None of the participants knew whether they were thalassemia carriers or not. Of 123 participants, 13.8% (n=17)—all female—were anemic. Based on the first screening level, more than half of these anemic cases (n=10) were also suspected of thalassemia. While using MI and SLI combined, two anemic female participants were also suspected of beta-thalassemia. Three domains of knowledge were tested on the participants: a) what thalassemia is and its inherited pattern; b) prevention of thalassemia; and c) treatment for thalassemia. Overall, the participants' knowledge was high, with a median score of 10 (min-max: 1-15). As seen from Table 1, knowledge of what thalassemia is could be answered correctly by most participants (>90%). Still, the proportion sharply decreased when being asked about the roots of this condition (<60%). Only 60.2% (n=74) answered that thalassemia could be prevented, yet most participants (95.9%; n=118) answered correctly that premarital screening was equally crucial for males and females.

However, 33.5% (n=41) did not know that antenatal screening could work effectively. Compared to the first two knowledge domains, knowledge related to thalassemia treatment appeared to be much less, with the most significant proportion being 72.4% (n=89) for non-specific knowledge of thalassemia, repeating blood transfusion carries a risk. The participants could provide correct answers (60.2%; n=74) at most for 8-11 of 15 knowledge-related questions (Figure 2). This proportion was dominated by participants' correct responses on 2-5 questions on thalassemia and its causes (93.5%; n=115), 2-4 questions for thalassemia prevention (92.7%; n=114), and 2-4 questions for thalassemia treatment (61%; n=75).

Coherent with participants' knowledge of the methods to prevent thalassemia, premarital screening received the most positive attitude (98.4%; n=120) compared to the other preventive ways (Table 2). More than half of the participants were willing to undergo this kind of screening voluntarily, even though it was not mandatory. While, positive attitudes for other preventive ways only came from about two-thirds of the participants, and the proportion was even smaller (26.2%; n=32) when it related to the termination of pregnancy with a thalassemia major fetus. Most participants (81.3%; n=99) gave only one to two reasons that a pregnancy with a thalassemia major fetus would cause difficulties to the child (71.5%; n=87) or his family (33.3%; n=41) if maintained. Yet, the majority (64.8%; n=79) gave no opinion about pregnancy termination.

In this study, eight features were used to describe the quality of life as a whole, including self-assessment of the overall health (1 set of questions), physical conditions (3 sets of questions), vitality (1 set of questions), mental conditions (2 sets of questions), and even social functions (1 set of questions). As seen in Table 3, the participants' responses generally tended to be positively skewed as they valued themselves as healthy and normally functioning physically, mentally, and socially. Yet, when it comes to the self-perceived on broader or more abstract features like overall health, vitality, and mental health, their responses tended to be diverse and represented more the picture of a population's normal distribution.

Table 1. Participants' Knowledge of Thalassemia (N=123*)

Knowledge	Correct answer n (%)
What thalassemia is	
1. Thalassemia is a genetic disease	120 (97.6)
2. Thalassemia originates from a blood disorder	122 (99.2)
3. There are two types of thalassemia	71 (57.7)
4. A normal person could genetically have thalassemia minor	67 (54.5)
5. A child will not suffer from thalassemia if only one of the parents genetically has thalassemia minor	14 (11.4)
6. A normal person could marry a thalassemia carrier	86 (69.9)
Prevention of thalassemia	
1. Thalassemia could not be transmitted from food	105 (85.4)
2. Thalassemia could be detected during pregnancy	83 (67.5)
3. Thalassemia is preventable	74 (60.2)
4. Premarital screening for thalassemia needs to be done on both men and women	118 (95.9)
Treatment of thalassemia and its inherent risks	
1. Repeated blood transfusion is the way children with thalassemia can survive	69 (56.1)
2. There is a permanent solution for thalassemia	48 (39.0)
3. Repeated blood transfusion carries a risk	89 (72.4)
4. Therapy using iron chelating agents can be recommended for children with thalassemia	40 (32.5)
5. There are precautions/prohibitions for certain types of food for those with thalassemia	39 (31.7)

Table 2. Attitude to Thalassemia Prevention (N=122*)

		Attitude (%)
Pregnancy with a fetus detected as a carrier of thalassemia major		Reason:
• Kept it	9.0 (n=11)	Difficulties to the child (n=3); burden to the family (n=3); ethical issue (n=4) gave no reason at all (n=1); gave only one reason (n=10)
• Terminated it	26.2 (n=32)	Difficulties to the child (n=30); burden to the family (n=12); burden to the country (n=3); death risk (n=1) gave only one reason (n=21); gave more than one reasons (n=11)
• Do not know	64.8 (n=79)	Difficulties to the child (n=55); burden to the family (n=26); burden to the country (n=6); ethical issues (n=3); break the chain of disease (n=1) gave no reason at all (n=12); gave only one reason (n=49); gave more than one reasons (n=18)
Premarital screening for thalassemia is necessary		Marriage between couples who are both thalassemia carriers
• Yes	98.4	• Just fine 32.8
• No	1.6	• Should not 67.2
Want to have a premarital screening independently although it is not yet mandatory in Indonesia		Carriers couples for getting pregnant
• Yes	54.9	• Just fine 33.6
• Maybe	41.8	• Should not 66.4
• No	3.3	

*one respondent gave no responses to this set of questions

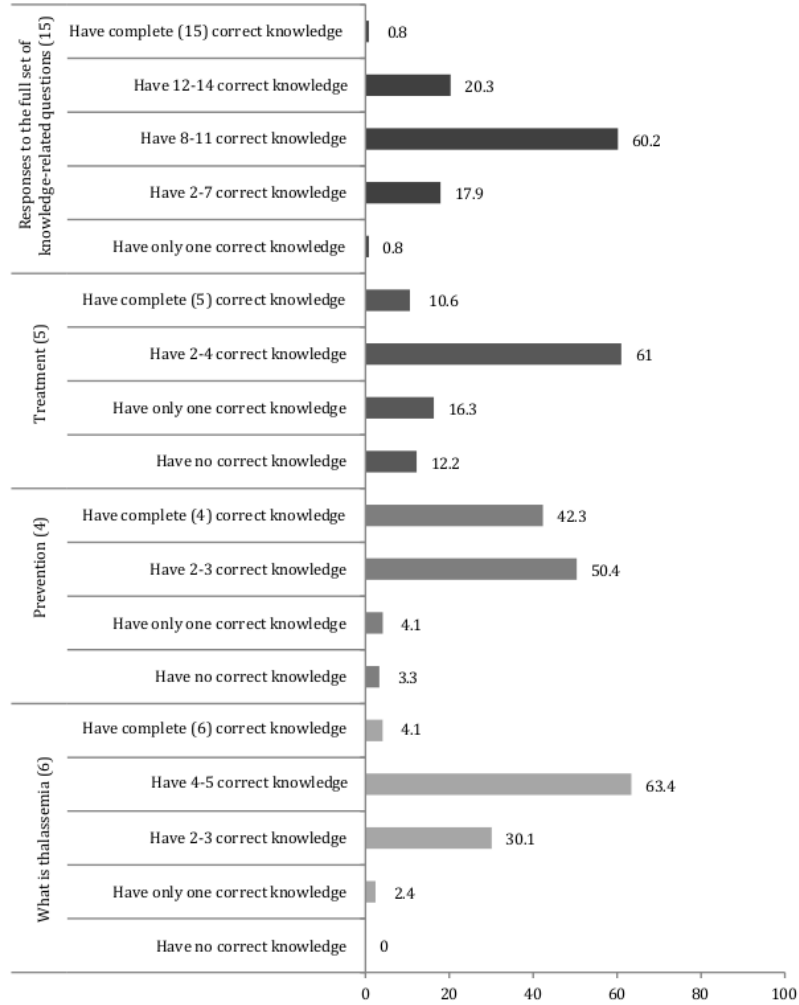
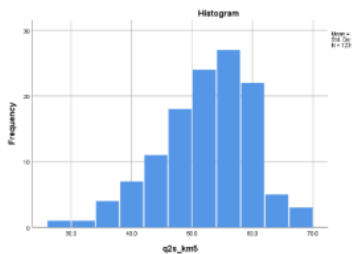
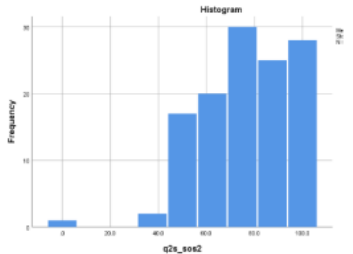


Figure 2. Proportion Distribution of Participants with Correct Knowledge of Thalassemia (N=123)

Table 3. Perception of the Self-Quality of Life (N=123)

Sub-variable	Statistics*	Score distribution
General health (6 questions)	70.8	
1. How would you describe your current health condition?	(37.5 - 100.0)	
2. How is your health now compared to one year ago?		
3. I feel like I get sick a little easily		
4. I am as healthy as anyone else		
5. I feel my health is getting worse		
6. My health is very good		

<p>Physical functions (10 questions)</p> <ol style="list-style-type: none"> Activities that require a lot of energy, lifting heavy objects, doing strenuous exercise Light activities such as moving tables, sweeping, jogging/leisurely walking Lifting or carrying light items (e.g. groceries, bags) Climb some stairs Climb one stair Bending the neck/hands/legs, prostrating or bowing Walk more than 1.5 km Walk through several alleys/1km Walk through one alley/0.5 km Take a shower or wear your own clothes 	<p>100.0 (65.0 - 100.0)</p>	
<p>Physical limitations (4 questions)</p> <ol style="list-style-type: none"> Spending all your time doing work or other activities. Finishing work not on time. Limited to some work or other activities. Experiencing difficulty in doing work or other activities (for example those that require extra energy such as jacking/carpentry, washing) 	<p>75.0 (0.0 - 100.0)</p>	
<p>Body soreness (2 questions)</p> <ol style="list-style-type: none"> How much pain have you felt in your body during the last 4 weeks? In the last 4 weeks, how much did the pain interfere with your daily work (including work outside the home and work inside the home)? 	<p>87.5 (20.0 - 100.0)</p>	
<p>Vitality (4 questions)</p> <ol style="list-style-type: none"> Do you feel full of enthusiasm? Do you have a lot of energy? Do you feel bored? Do you feel tired quickly? 	<p>45.0 (25.0 - 75.0)</p>	
<p>Emotional limitations (3 questions)</p> <ol style="list-style-type: none"> Spending all your time doing work or other activities Finishing the job takes less time than usual When carrying out work or other activities, you are not as careful as usual 	<p>66.7 (0.0 - 100.0)</p>	

<p>Mental health (5 questions)</p> <ol style="list-style-type: none"> 1. Are you a very nervous person? 2. Do you feel very depressed and nothing cheers you up? 3. Do you feel calm and peaceful? 4. Do you feel hopeless and sad? 5. Are you a cheerful person? 	<p>52.0 (28.0 - 68.0)</p>	 <p>A histogram titled 'Histogram' showing the frequency distribution of scores for the mental health questions. The x-axis is labeled 'q24_tm5' and ranges from 0 to 100. The y-axis is labeled 'Frequency' and ranges from 0 to 30. The distribution is roughly bell-shaped, peaking around a score of 50-60.</p>
<p>Social function (2 questions)</p> <ol style="list-style-type: none"> 1. 4 the last 4 weeks, how much did your physical health or emotional problems interfere with your usual social activities with family 7 friends, neighbors or your group? 2. In the last 4 weeks, how often did your physical health or emotional problems affect your social activities (such as visiting friends, relatives, etc.)? 	<p>75.0 (0.0 - 100.0)</p>	 <p>A histogram titled 'Histogram' showing the frequency distribution of scores for the social function questions. The x-axis is labeled 'q24_so2' and ranges from 0 to 100. The y-axis is labeled 'Frequency' and ranges from 0 to 30. The distribution is skewed to the right, with a peak around a score of 70-80.</p>

*Median (min-max)

Discussion

Delivering education on thalassemia takes a challenging and complex process. With the gene inheritance pattern from parents to offspring, carrier screening might create a fear of stigmatization.²⁵ Several prevention methods, such as avoiding or terminating a pregnancy, may arouse serious controversy and even outright rejection because they conflict with existing norms, or are invasive.^{31,32} Moreover, efforts to convince thalassemia major patients or their families to strictly adhere to lifelong treatment could be hampered by many issues, such as financial problems, time constraints, resistance to pain, and mental depression.³³ In this context, more than just relevant medical knowledge is needed to enable a doctor to carry out the function of a health educator.

Solid medical knowledge may enable one to select and construct supportive fundamental messages precisely. However, concordance should be pursued regarding more delicate or sensitive issues, not just adherence or compliance.³⁴ Specific skills must also be mastered to verbally communicate (ideally in an understandable lay language) on thalassemia, its consequences, or the reasons for recommending a way out or solution. Also, it is a proper attitude that must objectively underlay specific medical advice whenever considered the best option.³⁵ Only then would the patients probably comprehend better the basis of their decision-making less clouded by incorrect or irrelevant perspectives.

That being said, only some of the participants could meet the above criteria, even just assessed by their levels of knowledge and attitude. Although their overall knowledge was good, it was patchy in some specific issues: inheritance patterns, antenatal screening, and treatment of thalassemia. However, the coherence of knowledge and attitude was noticed in this study, just like premarital screening, which was known by and received a positive attitude from most participants (>90%). This attitude might be predisposed by students' understanding that thalassemia is an inherited disorder and their unmarried status. However, the pattern of inheritance following Mendel's law for recessive genes was unknown by the majority (88.6%). Perhaps a positive attitude to premarital screening was also driven by considerations that other options, such as termination of pregnancy, were too risky, against the existing norms, conflict with their personal views or beliefs, or might give rise to ethical controversy.³¹

Age, sex, and years of education did not determine differences in knowledge and attitude on thalassemia among these undergraduate participants. A study in Semarang, Central Java, among medical students also reported similar findings, except that the year of education was significantly associated with knowledge and attitude.¹³ Other studies among similar target groups reported significant associations between sex and knowledge,³⁶ age and attitude,³⁵ or age and knowledge.³⁷ Their educational performance, as indicated by the GPA, seemed only to differentiate the elementary level of knowledge of thalassemia prevention, but not about attitude or even experience. This association between GPA and knowledge somewhat aligned with their response that the faculty's lecture was their primary information channel on thalassemia. As a caveat, the topic of thalassemia given through lectures was very short in duration and not repetitive

(2 x 50 minutes in only one semester). Much detailed information might be forgotten when piled up with other course materials. The experience of thalassemia among the participants was too minimal to be associated with any factor aside from their rare exposure to thalassemia cases, direct or indirect. Perhaps it was because the participants were still students with no intense exposure to specific cases, including thalassemia, on top of their patchy knowledge.

One effective way to build positive attitudes and gain hands-on experience simultaneously with knowledge for medical students is through volunteering,³⁶ including in research. Therefore, understanding the underlying factors of students' interest in research to the point that they were willing to participate was just as important as exploring an engaging teaching method. However, this study has shown that student's willingness to participate voluntarily in research could be low regardless of their high attendance in the outreach session. There was also an indication that their interest was not necessarily driven by the proximity of their educational background to the scientific field of a given research.

An interesting finding was the dominance of students with optimal academic performance as this study participant, also found among undergraduate medical students in Dubai.³⁶ It was assumed that the optimal achievers' group may have different motives and attributes in viewing or responding to any existing opportunities compared to other groups. The phenomenon of the number of participants with low and optimal GPAs being equal only in the latest batch might indicate that students initially had similar attributes, which then became diverse in corresponding to the changes in learning demands and patterns in line with their studying period.

Even though it was known that a small number of participants were carriers of thalassemia, none of them knew about their condition because they had never been independently screened before, and most perceived themselves to be in reasonably good health. Curiosity to see whether they are carriers could be the driving factor for their participation in this research, even though their blood samples must be taken. However, on the other hand, it is yet to be known whether the lack of consent among non-participants was due to objections to blood sampling.

Using an inductive approach to identify influencing factors of consent to volunteers based on participants' characteristics has a limited scope of interpretation because there is no comparative data on the features of the non-participant group. Since factors such as age, sex, marital status, economic group, years of education, and perceived self-quality of life of the participants resembled the profile of the 2016-2020 students' population, no underlying factor of students' consent could be presumed within this cluster of variables as another limitation of an inductive approach.

Conclusion

In general, knowledge of thalassemia among the study participants is quite good, even though they are patchy on issues regarding inheritance patterns, antenatal screening, and treatment for thalassemia. The attitude to premarital screening is mostly positive, supported by the knowledge that thalassemia is an inherited disorder. The limitation of the inductive approach and the absence of a comparison group (non-participants) become constraints in identifying the influencing factors for student consent to participate. Academic performance and curiosity about career status are presumed to be the influential factors. Further studies must be specifically designed to analyze determinants for medical students' consent to participate, particularly in a study with complex subjects that must be understood from multiple public health perspectives, such as thalassemia.

Abbreviations

FPC: finite population correction; GPA: grade point average; CBC = complete blood count.

3

Ethics Approval and Consent to Participate

This research was ethically approved by the Research Ethics Committee of the Faculty of Medicine, Universitas Trisakti, Indonesia (Ethical Clearance no 011/KER/FK/IV/2021). The participation of students in the research was voluntary. All potential candidates who had met the inclusion criteria were exposed to detailed information on the research objectives and data collection procedures through outreach activities before signing consent to participate.

2

Competing Interest

The author declares that no significant competing financial, professional, or personal interests might have affected the performance or presentation of the work described in this article.

Availability of Data and Materials

The data used in this study is primary data taken directly from the results of filling out online questionnaires and laboratory examinations.

Authors' Contribution

RW had initiated the conception of the research, and all the other authors contributed to constructing the research plan. EXT and AK managed the data collection, DA and AK performed the statistical analysis, and RW drafted the manuscript. All authors took part in compiling references, giving insight into research implications for the near future study and policy, and finalizing the draft manuscript.

Acknowledgment

The research grant of Universitas Trisakti fully funded this study. The authors are grateful to the Dean of the Faculty of Medicine, Universitas Trisakti, for the research site and supporting data facilities. The authors also express our deepest gratitude to all students who participated in this research and those who contributed during the study.

References

1. Kohne E. Hemoglobinopathies: Clinical manifestations, diagnosis, and treatment. *Dtsch Arztebl Int.* 2011; 108 (31-32): 532-540. DOI: 10.3238/arztebl.2011.0532.
2. Wahidiyat PA, Sari TT, Rahmartani LD, et al. Thalassemia in Indonesia. *Hemoglobin.* 2022; 46 (1): 39-44. DOI: 10.1080/03630269.2021.2023565.
3. Kementerian Kesehatan Republik Indonesia. Pencegahan Thalassemia [Hasil Kajian HTA tahun 2009]. Jakarta: Kementerian Kesehatan Republik Indonesia; 2010.
4. Direktorat Pencegahan dan Pengendalian Penyakit Tidak Menular (P2PTM). Pedoman Pengendalian Penyakit Thalassemia di Fasilitas Kesehatan Tingkat Pertama. Jakarta: Kementerian Kesehatan Republik Indonesia; 2017.
5. Menteri Kesehatan Republik Indonesia. Keputusan Menteri Kesehatan RI Nomor HK.01.07/MENKES/1/2018 tentang Pedoman Nasional Pelayanan Kedokteran Tata Laksana Thalassemia. Jakarta: Kementerian Kesehatan Republik Indonesia; 2018.
6. Direktorat Pencegahan dan Pengendalian Penyakit Tidak Menular (P2PTM). Buku Pedoman Penyakit Tidak. Jakarta: Kementerian Kesehatan Republik Indonesia; 2019.
7. Sahiratmadja E, Seu MMV, Nainggolan IM, et al. Challenges in Thalassemia Carrier Detection in a Low Resource Setting Area of Eastern Indonesia: The Use of Erythrocyte Indices. *Mediterr J Hematol Infect Dis.* 2021; 13 (1): e2021003. DOI: 10.4084/MJHID.2021.003.
8. Widyawati W. Talasemia Penyakit Keturunan, Hindari dengan Deteksi Dini. Jakarta: Kementerian Kesehatan Republik Indonesia; 2022.
9. Indonesiabaik.id. Biaya besar talasemia di Indonesia. Jakarta: Indonesiabaik.id; 2019.
10. CNBC Indonesia. BPJS beri kemudahan untuk pasien Thalassemia & hemophilia. Jakarta: CNBC Indonesia; 2021.
11. Pratiwi S, Yuningsih A. Komunikasi persuasi Helper dalam menumbuhkan motivasi bagi penderita thalassemia. *Pros Hub Masy Penelit SPeSIA.* 2015; 1 (1): 142–152. DOI: 10.29313/v0i0.200.
12. Marnis D, Indriati G, Nauli FA. Hubungan Tingkat Pengetahuan dengan Kualitas Hidup Anak Thalassemia. *J Keperawatan Sriwijaya.* 2018; 5 (2).
13. Tursinawati Y, Fuad W. Pengetahuan Pengaruhi Sikap dan Tindakan Mahasiswa terhadap Program Pencegahan Thalassemia di Indonesia. *HIGEIA J Public Health Res Develop.* 2018; 2 (4): 654-662. DOI: 10.15294/higeia.v2i4.25407.
14. Adiratna W, Udiyono A, Saraswati LD. Hubungan Pengetahuan dan Dukungan Sosial terhadap Skor Kepatuhan Minum Obat Kelasi Besi pada Pasien Thalassemia (Studi di RSUD Tidar Kota Magelang). *J Kesehat Masy.* 2020; 8 (1): 23-29. DOI: 10.14710/jkm.v8i1.25430.
15. Oktaria V, Kurniawati D. Hubungan Pengetahuan Talasemia Dengan Kepatuhan Keluarga Membawa Anak Menjalani Tranfusi Darah. *J Ilmiah Kesehat.* 2020; 9 (2): 94–97. DOI: 10.52657/jik.v9i2.1236.
16. Cuciati C, Mulyadi A, Abriyanto H, et al. Studi Korelasi Pengetahuan terhadap Sikap Mahasiswa Keperawatan dalam Pencegahan Generasi Thalassemia di Poltekkes Kemenkes Semarang Prodi DIII Keperawatan Tegal. *Bhamada J Ilmu Teknol Kesehat.* 2023; 14 (1): 1-5. DOI: 10.36308/jikv14i1.438.
17. Saprudin N, Sudirman RM. Peningkatan Sikap dan Motivasi Orangtua tentang Perawatan Pasca Tranfusi pada Anak Thalassemia melalui Pemberian Komunikasi Informasi Edukasi Berbasis Audio Visual di Kabupaten Kuningan. *J Nursing Pract Educ.* 2020; 1 (1): 43-57.
18. Asa P, Indiatuti DN, Andarsini MR, et al. Empowering Thalassemia Patients and Family to Increase Public Knowledge on Thalassemia. *J Pengabdian Masy.* 2021; 7 (4): 228-233. DOI: 10.22146/jpkm.69349.
19. Himawan F, Suparjo S, Laksanano GS. Pemberdayaan Remaja dalam Upaya Sadar Bebas Thalassemia (Sabet). *JABI J Abdimas Bhakti Indonesia.* 2022; 3 (2): 76-81. DOI: 10.36308/jabi.v3i2.434.
20. Panigoro R, Prihatni D, Sribudiani Y, et al. Upaya menurunkan angka kejadian talasemia mayor melalui edukasi dan pemeriksaan darah pada acara donor darah: Menuju zero growth talasemia mayor di Indonesia. *Dharmakarya J Apl Ipteks Masy.* 2023; 12 (2): 182-188. DOI: 10.24198/dharmakarya.v12i2.37317.
21. Adiwijaya S, Aritonang DVA, Mashud M, et al. Empowerment Pattern for Thalassemia Patients in Dr. Soetomo Hospital Surabaya (Study of the Association of Parents with Thalassemia Indonesia, Surabaya). *Budapest Int Res Critics Institute (BIRCI-Journal).* 2018; 1 (4): 289-298. DOI: 10.33258/birci.v1i4.121.
22. Hijriani H. Pengaruh Psychoeducational Parenting Terhadap Kecemasan Orang Tua Yang Mempunyai Anak Penyandang Thalassemia Mayor di RSUD Majalengka. *J Kampus STIKES YPIB Majalengka.* 2017; V (2): 1-16.
23. Baroroh EZ. Intervensi Pelatihan Pengenalan Diri untuk Meningkatkan Self Esteem pada Remaja Penderita Thalassemia. *J Psikol Proyeksi.* 2022; 17 (2): 13-24. DOI: 10.30659/jp.17.2.13-24.
24. Setiawati OR, Nurseha N, Pribadi T. Psikoedukasi terhadap keceemasan orang tua pasien yang menjalani pengobatan thalassemia mayor. *Holistik J Kesehat.* 2019; 13 (3): 225-232. DOI: 10.33024/hjk.v13i3.1369.
25. Widayanti CG, Ediati A, Tamam M, et al. Feasibility of preconception screening for thalassaemia in Indonesia: Exploring the opinion of Javanese mothers. *Ethn Health.* 2011; 16 (4-5): 483-499. DOI: 10.1080/13557858.2011.564607.
26. Cousins S, Blencowe NS, Blazey JM. What is an invasive procedure? A definition to inform study design, evidence synthesis and research tracking. *BMJ Open.* 2019; 9: e028576. DOI: 10.1136/bmjopen-2018-028576.
27. Khusun H, Yip R, Schultink W, et al. World Health Organization hemoglobin cut-off points for the detection of anemia are valid for an Indonesian

- population. *J Nutr*. 1999; 129 (9): 1669-1674. DOI: 10.1093/jn/129.9.1669.
28. Siswandari W, Rujito L, Indriani V, et al. Mentzer Index Diagnostic Value in Predicting Thalassemia Diagnosis. In: *IOP Conference Series: Earth and Environmental Science*; 2019. DOI: 10.1088/1755-1315/255/1/012004.
 29. Maskoen AM, Reniarti L, Sahiratmadja E, et al. Shine & Lal index as a predictor for early detection of β -thalassemia carriers in a limited resource area in Bandung, Indonesia. *BMC Med Genet*. 2019; 20 (1): 136. DOI: 10.1186/s12881-019-0868-x.
 30. Hamadeh N, Van Rompaey C, Metreau E. New World Bank country classifications by income level: 2021-2022. Washington, DC: New World Bank Blog; 2021.
 31. Chakravorty S, Dick MC. Antenatal screening for haemoglobinopathies: Current status, barriers and ethics. *Br J Haematol*. 2019; 187 (4): 431-440. DOI: 10.1111/bjh.16188.
 32. Cao A, Kan YW. The prevention of thalassemia. *Cold Spring Harb Perspect Med*. 2013; 3 (2): a011775. DOI: 10.1101/cshperspect.a011775.
 33. Dahnil F, Mardiyah A, Widiarti E. Assessment of Supportive Care Needs in Parents of Children with Thalassemia. *NurseLine J*. 2017; 2 (1): 1-10. DOI: 10.19184/nlj.v2i1.5994.
 34. Bell JS, Airaksinen MS, Lyles A, et al. Concordance is not synonymous with compliance or adherence. *Br J Clin Pharmacol*. 2007; 64 (5): 710-711; author reply 711-713. DOI: 10.1111/j.1365-2125.2007.02971_1.x.
 35. Haque ATME, Puteh FAB, Osman NLB, et al. Thalassaemia: Level of awareness among the future health care providers of Malaysia. *J Chem Pharm Res*. 2015; 7 (2): 896-902.
 36. Alsuwaidi L, Powell L, Alhashmi D, et al. Volunteering among pre-clinical medical students: Study of its association with academic performance using institutional data. *MedEdPublish*. 2022; 12: 24. DOI: 10.12688/mep.19105.2.
 37. Sahiratmadja E, Wijaya MA, Widjajakusuma A, et al. Pengetahuan Tentang Talasemia pada Mahasiswa Kedokteran dan Dokter Umum di Bandung serta Prevalensi Karir β -Thalassemia. *J Indonesian Med Assoc*. 2020; 70 (4): 48-58.

The Influences of Medical Students' Consent to Participate in Thalassemia Research

ORIGINALITY REPORT

5%

SIMILARITY INDEX

PRIMARY SOURCES

- 1 pdfs.semanticscholar.org 35 words — 1%
Internet
 - 2 Nabilla Atelya, Ratu Ayu Dewi Sartika, Winda Mulianingsih. "Factors Associated with Underweight among Two Years Old Children in DKI Jakarta Province (Indonesian Family Life Survey 2014)", Indonesian Journal of Public Health Nutrition, 2021 31 words — 1%
Crossref
 - 3 bmcmedgenet.biomedcentral.com 27 words — < 1%
Internet
 - 4 Alan M. Jette, Julie J. Keysor. "3. Uses of Evidence in Disability Outcomes and Effectiveness Research", The Milbank Quarterly, 2002 26 words — < 1%
Crossref
 - 5 Janine Becker, Carolyn Schwartz, Renee N. Saris-Baglana, Mark Kosinski, Jakob Bue Bjorner. "Using Item Response Theory (IRT) for Developing and Evaluating the Pain Impact Questionnaire (PIQ-6™)", Pain Medicine, 2007 23 words — < 1%
Crossref
 - 6 scholar.ui.ac.id 23 words — < 1%
Internet
-

7	www.saujs.sakarya.edu.tr Internet	22 words — < 1%
8	Safyudin, Dita Tri Ramadiani, Subandrate, Liniyanti D. Oswari, Eka Handayani Oktharina. "Blood Transfusion Incidence and Sociodemographics Relationship with Anxiety Levels of Thalassemia Major Parents", Biomedical Journal of Indonesia, 2024 Crossref	12 words — < 1%
9	dev.journal.ugm.ac.id Internet	12 words — < 1%
10	Erol Cakmak, Sinan Soylu, Ozlem Yonem, Abdulkerim Yilmaz. "Neutrophil-to-Lymphocyte Ratio, Platelet-to-Lymphocyte Ratio, and Red Blood Cell Distribution Width as New Biomarkers in Patients with Colorectal Cancer", Erciyes Tıp Dergisi/Erciyes Medical Journal, 2017 Crossref	11 words — < 1%
11	clinicalhypertension.biomedcentral.com Internet	10 words — < 1%
12	scholarhub.ui.ac.id Internet	10 words — < 1%
13	bmchealthservres.biomedcentral.com Internet	9 words — < 1%
14	www.mdpi.com Internet	8 words — < 1%
15	Ani Melani Maskoen, Lelani Reniarti, Edhyana Sahiratmadja, Joice Sisca, Sjarif Hidajat Effendi. "Shine & Lal index as a predictor for early detection of β -	6 words — < 1%

thalassemia carriers in a limited resource area in Bandung, Indonesia", BMC Medical Genetics, 2019

Crossref

EXCLUDE QUOTES ON

EXCLUDE BIBLIOGRAPHY ON

EXCLUDE SOURCES OFF

EXCLUDE MATCHES OFF



Dr. dr. Raditya Wratsangka, Sp. OG-K <raditya@trisakti.ac.id>

[Kesmas] Publication Fee Invoice

Jurnal Kesmas <jurnalkesmas.ui@gmail.com>
To: raditya@trisakti.ac.id

Tue, May 28, 2024 at 9:40 AM

Dear Authors,
Yth Penulis,

We hereby attach a bill for the publication fees of your article including the Article Processing Charge (APC) and proofreading fees. The proofreading fees represent our newest policy, which is the best option at a much lower cost for all authors.

Berikut kami lampirkan tagihan biaya pemrosesan artikel dan biaya proofreading menurut kebijakan terbaru Kesmas sebagaimana yang telah tercantum pada website kami.

In principle, authors are required to follow any policies that the journal implements as stated in the cover letter. Please cooperate to make the payment as stated on the invoice.

*Pada dasarnya penulis diwajibkan untuk mengikuti segala kebijakan Kesmas yang telah dicantumkan pada cover letter dan ditandatangani ketika mengunggah artikel. Mohon melakukan pembayaran sesuai nominal yang tertera ke masing-masing nomor rekening: **biaya pemrosesan artikel (388,5 USD) ke nomor rekening atas nama Universitas Indonesia BHPP dan biaya proofreading (100 USD) ke nomor rekening atas nama LPPKM.***

If you have already paid for each or both of the APC and proofreading fees, please reply to this message and attach proof of payment and your tax identification number. We look forward to receiving confirmation of your payment no later than **May 30, 2024**.

Mohon mengirimkan bukti transfer dan foto Nomor Pokok Wajib Pajak (NPWP) pada balasan surel ini untuk kami buat faktur pajaknya sesuai dengan peraturan Universitas Indonesia terbaru. Kami tunggu pembayarannya paling lambat 30 Mei 2024.

Thank you for your attention and cooperation.
Terima kasih atas perhatian dan kerja samanya.


Regards,
Al Asyary
Kesmas Editor-in-chief
Salam,
Al Asyary
Ketua Editor Kesmas

--

Kesmas: Jurnal Kesehatan Masyarakat Nasional (National Public Health Journal) is published by the Faculty of Public Health Universitas Indonesia since August 2006 and has been accredited by the Ministry of Research, Technology, and Higher Education in the periods 2009-2012, 2012-2017, and 2017-2021. It has been accredited in Sinta-1 since 2020 (No. 85/M/KPT/2020), indexed by Scopus for coverage articles published from 2016 and Web of Science (ESCI). This journal is published quarterly in February, May, August, and November.

<https://scholarhub.ui.ac.id/kesmas/>

Kesmas: Jurnal Kesehatan Masyarakat Nasional (National Public Health Journal)
Faculty of Public Health
Universitas Indonesia
G301 Building G 3rd Floor
Kampus Baru UI Depok 16424
Phone: +62815 1141 6600

 Invoice Kesmas Vol 19-2_Raditya Wratsangka.pdf
45K



Dr. dr. Raditya Wratsangka, Sp. OG-K <raditya@trisakti.ac.id>

KESMAS Volume 19 Issue 2 is Published!

1 message

Jurnal Kesmas <jurnalkesmas.ui@gmail.com>
Bcc: raditya@trisakti.ac.id

Fri, Jun 7, 2024 at 12:01 PM

Dear Colleagues,

We are pleased to share that the latest issue (Volume 19, Issue 2) of **Kesmas: Jurnal Kesehatan Masyarakat Nasional (National Public Health Journal)** has been published in May 2024.

Kesmas: Jurnal Kesehatan Masyarakat Nasional (National Public Health Journal) welcomes your manuscript submission through our new website.

Read some of Kesmas: Jurnal Kesehatan Masyarakat Nasional (National Public Health Journal) latest articles

The Influences of Medical Students' Consent to Participate in Thalassemia Research

Abstract:

An effective way of learning about thalassemia, a complex public health issue with multiple perspectives, is through participating in research. This study used an inductive approach to presume the influencing factors of students' consent to participate in thalassemia research voluntarily. Nested in the preliminary stage of a research series on thalassemia, this study used a consecutive sampling to recruit 140 medical undergraduates. Their knowledge, experience, and attitude to thalassemia and the perception of self-quality life were assessed using self-administered questionnaires. Blood samples were drawn for carrier screening. Students' GPAs were collected from faculty records...

Author(s):

Raditya Wratsangka, Donna Adriani, Endrico Xavierees Tungka, and Aditya Krishna Murthi
<https://scholarhub.ui.ac.id/kesmas/vol19/iss2/3>

Menstrual Personal Hygiene Behavior Among Adolescents with Physical and Intellectual Disabilities

Abstract:

Reproductive health for adolescents with disabilities is often disregarded, and education on personal hygiene is insufficient because some people perceive menstruation as a sensitive topic and have a false belief that adolescents with disabilities have no sexual desire. This study aimed to determine the overview of personal hygiene behavior among adolescents with physical and intellectual disabilities

when facing menstruation. The method used was...

Author(s):

Nur Khotimah Elfiyani, Agustin Kusumayati, Caroline Endah Wuryaningsih, and Kemal Nazaruddin Siregar

<https://scholarhub.ui.ac.id/kesmas/vol19/iss2/5/>

Prevention of HIV Transmission Among Men Who Have Sex with Men and Compliance with Sexual Protective Equipment

Abstract:

Sexual orientations, such as gay, lesbian, and bisexual, are prevalent among individuals at high risk of experiencing mental health problems, including drug use, depression, emotional distress, and suicide. Therefore, this study aimed to assess the compliance of men who have sex with men with protective equipment and determine the dominant influential factors. This cross-sectional study included 187 men who had sexual intercourse with men who were recruited from two foundations based in Palembang City, Indonesia, focusing on...

Author(s):

Rico Januar Sitorus, Nurafni Octavia, Merry Natalia Panjaitan, Anita Rahmiwati Rahmiwati, Rizma Adlia Syakurah, Danny Aerosta, Reymart V Sangalang, and Yusri Yusri

<https://scholarhub.ui.ac.id/kesmas/vol19/iss2/7/>

Exploring the Multifaceted Nature of Occupational Stress Among Nurses: A Systematic Review

Abstract:

This systematic review examined occupational stress among nurses, its multifaceted nature, and its significant impact on healthcare delivery and nurse wellbeing globally. This study identified various stressors, including intrinsic job factors, organizational structure, role expectations, interpersonal relationships, and career development. Using the Cooper and Marshall stress model, a thorough literature search was conducted across databases like ISI Web of Knowledge, PubMed, Scopus, Ovid Medline, and Google Scholar, focusing on publications from 2010 to 2023. This rigorous approach included...

Author(s):

Bala Murali Sundram, Suriya Kumareswaran Vallasamy, and Umairah Muhadi

<https://scholarhub.ui.ac.id/kesmas/vol19/iss2/6/>

Performance of Stunting Reduction Acceleration Team: An Explorative-Qualitative Study in Indonesia-Timor Leste Border Area

Abstract:

Stunting is a complex issue influenced by multiple factors, including specific factors within and outside the health sector. Achieving a significant reduction in stunting needs the involvement of relevant local government offices in the Stunting Reduction Acceleration Team (SRAT). This study aimed to investigate SRAT performance in a specific context of accelerating stunting reduction in Malaka District. This qualitative study, with a phenomenological approach, was conducted in...

Author(s):

Maria Paula Marla Nahak and Veronika Nitsae

<https://scholarhub.ui.ac.id/kesmas/vol19/iss2/9/>

Read full text of *Kesmas: Jurnal Kesehatan Masyarakat (National Public Health Journal)* Articles

Contact:

Email: jurnalkesmas.ui@gmail.com/jurnalkm@ui.ac.id

Website: <https://journal.fkm.ui.ac.id/kesmas>

Instagram: [@kesmasjournal](https://www.instagram.com/kesmasjournal)

Phone number/WhatsApp: +62 815 1141 6600

--

Kesmas: Jurnal Kesehatan Masyarakat Nasional (National Public Health Journal) is published by the Faculty of Public Health Universitas Indonesia since August 2006 and has been accredited by the Ministry of Research, Technology, and Higher Education in the periods 2009-2012, 2012-2017, and 2017-2021. It has been accredited in Sinta-1 since 2020 (No. 85/M/KPT/2020), indexed by Scopus for coverage articles published from 2016 and Web of Science (ESCI). This journal is published quarterly in February, May, August, and November.

<https://scholarhub.ui.ac.id/kesmas/>

Kesmas: Jurnal Kesehatan Masyarakat Nasional (National Public Health Journal)

Faculty of Public Health

Universitas Indonesia

G301 Building G 3rd Floor

Kampus Baru UI Depok 16424

Phone: +62815 1141 6600



Dr. dr. Raditya Wratsangka, Sp.OG-K <raditya@trisakti.ac.id>

MS #1099 - Kesmas

Putri Bungsu Bungsu Machmud <editor-kesmas-1099-4699720@dcuischolarhub.bepress.com>
To: =?UTF-8?Q?=22Raditya_Wratsangka=22?= <raditya@trisakti.ac.id>
Cc: The Authors <authors-kesmas-1099@dcuischolarhub.bepress.com>

Thu, Apr 4, 2024 at
10:33 AM

Dear Raditya Wratsangka, Donna Adriani, Endrico Xavierees Tungka, and Aditya Krishna Murthi

We believe that your submission "The Influences of Medical Students' Consent to Participate in Thalassemia Research" shows considerable promise. Although we cannot accept it in its current form, we believe that with certain changes we may be able to accept your submission.

To see the reviews, please go to the following page:

<https://scholarhub.ui.ac.id/cgi/preview.cgi?article=1099&context=kesmas>

To submit a revision, use the Revise Submission link on that page.

Thank you,

Putri Bungsu Bungsu Machmud
Editor
Kesmas



Dr. dr. Raditya Wratsangka, Sp.OG-K <raditya@trisakti.ac.id>

MS #1099: PDF file created for "The Influences of Medical Students' Consent to Participate in Thalassemia Research"

1 message

Putri Bungsu Bungsu Machmud <editor-kesmas-1099-4699720@dcuischolarhub.bepress.com>

Tue, Apr 9, 2024 at 5:55 AM

To: Raditya Wratsangka <raditya@trisakti.ac.id>, Donna Adriani <donna.adriani@trisakti.ac.id>, Endrico Xavierees Tunga <endrico.xavierees@trisakti.ac.id>, Aditya Krishna Murthi <krishna.md.06@trisakti.ac.id>

This is an automatically-generated note. UI Scholars Hub has completed the conversion from the uploaded Microsoft Word file to an Adobe Acrobat PDF file for "The Influences of Medical Students' Consent to Participate in Thalassemia Research" in Kesmas.

Please review the file and contact dc-support@elsevier.com if there are any problems.

The converted file may be viewed at this page:
<https://scholarhub.ui.ac.id/cgi/preview.cgi?article=1099&context=kesmas>

Thank you,
The Editors
Kesmas



Dr. dr. Raditya Wratsangka, Sp. OG-K <raditya@trisakti.ac.id>

MS #1099: Submission received for Kesmas

4 messages

Editors of Kesmas <editors-kesmas-1099@dcuischolarhub.bepress.com>

Sun, Feb 11, 2024 at 7:14 PM

To: =?UTF-8?Q?=22Raditya_Wratsangka=22?= <raditya@trisakti.ac.id>

Cc: The Authors <authors-kesmas-1099@dcuischolarhub.bepress.com>, The Editors <editors-kesmas-1099@dcuischolarhub.bepress.com>

A new submission for Kesmas has been uploaded by "Raditya Wratsangka" <raditya@trisakti.ac.id>.

The authors are:

"Raditya Wratsangka" <raditya@trisakti.ac.id>

"Donna Adriani" <donna.adriani@trisakti.ac.id>

"Endrico Xavierees Tungka" <endrico.xavierees@trisakti.ac.id>

"Aditya Krishna Murthi" <krishna.md.06@trisakti.ac.id>

The title is:

"The Influences of Medical Students' Consent to Participate in
Thalassemia Research"

The keywords are:

Consent, influence, knowledge, medical student, thalassemia

The disciplines are:

Health Policy | Public Health Education and Promotion

The submission has been assigned #1099. Please refer to this number in any correspondence related to the submission.

Authors may check the status of the submission, submit revisions, and contact editors via the following link:

<https://scholarhub.ui.ac.id/cgi/preview.cgi?article=1099&context=kesmas>

Editors can access the management tools for this submission at:

<https://scholarhub.ui.ac.id/cgi/editor.cgi?article=1099&context=kesmas>

Thank you,
The Editors
Kesmas

Dr. dr. Raditya Wratsangka, Sp. OG(K) <raditya@trisakti.ac.id>

Sun, Feb 11, 2024 at 7:23 PM

To: Donna Adriani <donna.adriani@trisakti.ac.id>, Endrico Xavierees <endrico.xavierees@trisakti.ac.id>, "krishna.md.06 fk" <krishna.md.06@trisakti.ac.id>

[Quoted text hidden]

--

Dr. dr. Raditya Wratsangka, Sp. O.G, Subsp. Obginsos

Obstetrician and Gynecologist - Consultant in Social Obstetrics and Gynecology

Fakultas Kedokteran Universitas Trisakti - Jakarta

Donna Adriani <donna.adriani@trisakti.ac.id>

Sun, Feb 11, 2024 at 8:30 PM

To: "Dr. dr. Raditya Wratsangka, Sp. OG(K)" <raditya@trisakti.ac.id>

Terima kasih Pakde

[Quoted text hidden]

[Quoted text hidden]



UNIVERSITAS TRISAKTI

"Is a one stop learning for sustainable development"

Kampus A, Jl. Kyai Tapa No.1, Grogol

Jakarta Barat 11440 - INDONESIA

www.trisakti.ac.id

(t) +62-21.566 3232, (f) +62-21.567 3001



UNIVERSITAS TRISAKTI

"Is a one stop learning for sustainable development"

Kampus A, Jl. Kyai Tapa No.1, Grogol

Jakarta Barat 11440 - INDONESIA

www.trisakti.ac.id

(t) +62-21.566 3232, (f) +62-21.567 3001

Dr. dr. Raditya Wratsangka, Sp.OG(K) <raditya@trisakti.ac.id>

To: Donna Adriani <donna.adriani@trisakti.ac.id>

Sun, Feb 11, 2024 at 9:11 PM

Dengan senang hati.

Terima kasih sama-sama, dr. Donna 🙏

[Quoted text hidden]



Dr. dr. Raditya Wratsangka, Sp. OG-K <raditya@trisakti.ac.id>

MS #1099: Update submitted for "The Influences of Medical Students' Consent to Participate in Thalassemia Research"

1 message

Editors of Kesmas <editors-kesmas-1099@dcuischolarhub.bepress.com>

Tue, Apr 9, 2024 at 5:54 AM

To: =?UTF-8?Q?=22Raditya_Wratsangka=22?= <raditya@trisakti.ac.id>

Cc: The Authors <authors-kesmas-1099@dcuischolarhub.bepress.com>, Assigned Editor <editor-kesmas-1099@dcuischolarhub.bepress.com>

This is an automatically-generated note to inform you that "Raditya Wratsangka" <raditya@trisakti.ac.id> has submitted an update to MS #1099, "The Influences of Medical Students' Consent to Participate in Thalassemia Research," in Kesmas.

The reason for update is:
major revision

The changes made are:
Previously, a major revision was invited. This is that major revision.

The authors are:
"Raditya Wratsangka" <raditya@trisakti.ac.id>
"Donna Adriani" <donna.adriani@trisakti.ac.id>
"Endrico Xavierees Tungka" <endrico.xavierees@trisakti.ac.id>
"Aditya Krishna Murthi" <krishna.md.06@trisakti.ac.id>

A preview of the title page and status may be viewed at:
<https://scholarhub.ui.ac.id/cgi/preview.cgi?article=1099&context=kesmas>

Editors can access the tools to manage this submission at:

<https://scholarhub.ui.ac.id/cgi/editor.cgi?article=1099&context=kesmas>

Thank you,
The Editors
Kesmas



Dr. dr. Raditya Wratsangka, Sp. OG-K <raditya@trisakti.ac.id>

Proof Approval Letter and Dummy Confirmation Volume 19, Issue 2, May 2024

2 messages

Jurnal Kesmas <jurnalkesmas.ui@gmail.com>
To: raditya@trisakti.ac.id

Wed, May 29, 2024 at 9:15 AM

Dear Raditya Wratsangka,

We would like to inform you that your manuscript, "The Influences of Medical Students' Consent to Participate in Thalassemia Research," will be published in Volume 19, Issue 2, May 2024.

Hereby we attached the dummy of your article and the proof approval letter. Please check the dummy and let us know if there are any changes or corrections so that we can finalize your manuscript. Also, please fill out and sign the proof of approval letter after reviewing the manuscript. Please send both documents back to us by replying to this email, **no later than Wednesday, 29 May 2024, at 5 PM (GMT+7)**.

Thank you.

Regards,
Editor in chief
Dr. Al Asyary, SKM, MPH

--

Kesmas: Jurnal Kesehatan Masyarakat Nasional (National Public Health Journal) is published by the Faculty of Public Health Universitas Indonesia since August 2006 and has been accredited by the Ministry of Research, Technology, and Higher Education in the periods 2009-2012, 2012-2017, and 2017-2021. It has been accredited in Sinta-1 since 2020 (No. 85/M/KPT/2020), indexed by Scopus for coverage articles published from 2016 and Web of Science (ESCI). This journal is published quarterly in February, May, August, and November.

<https://scholarhub.ui.ac.id/kesmas/>

Kesmas: Jurnal Kesehatan Masyarakat Nasional (National Public Health Journal)Faculty of Public Health
Universitas Indonesia
G301 Building G 3rd Floor
Kampus Baru UI Depok 16424
Phone: +62815 1141 6600

2 attachments**Kesmas Volume 19 Issue 2 - Thalassemia Research - p 88-98.pdf**
507K**PROOF APPROVAL LETTER_19-2.doc**
27K

Dr. dr. Raditya Wratsangka, Sp. OG(K) <raditya@trisakti.ac.id>
To: Jurnal Kesmas <jurnalkesmas.ui@gmail.com>

Wed, May 29, 2024 at 12:57 PM

Dear Editor in Chief - Kesmas,

Yes, everything is correct.

Best regards,
Raditya Wratsangka

[Quoted text hidden]

2 attachments



Kemas Volume 19 Issue 2 - Thalassemia Research - p 88-98.pdf

507K



Wratsangka-PROOF APPROVAL LETTER_29-5.docx

36K



Dr. dr. Raditya Wratsangka, Sp.OG-K <raditya@trisakti.ac.id>

[KESMAS] Certificate of Contributing Writer

1 message

Jurnal Kesmas <jurnalkesmas.ui@gmail.com>

Mon, Jun 10, 2024 at 1:00 PM

To: raditya@trisakti.ac.id

Dear Raditya Wratsangka,

Along with saying our gratitude for your time in researching and entrusting your study to be published in our journal, we hereby attach the certificate of becoming a contributing writer for Kesmas: Jurnal Kesehatan Masyarakat Nasional (National Public Health Journal) Volume 19 Issue 2 May 2024.

We are looking forward to having your writing again in the near future.

Regards,
Editor in Chief
Al Asyary

--

Kesmas: Jurnal Kesehatan Masyarakat Nasional (National Public Health Journal) is published by the Faculty of Public Health Universitas Indonesia since August 2006 and has been accredited by the Ministry of Research, Technology, and Higher Education in the periods 2009-2012, 2012-2017, and 2017-2021. It has been accredited in Sinta-1 since 2020 (No. 85/M/KPT/2020), indexed by Scopus for coverage articles published from 2016 and Web of Science (ESCI). This journal is published quarterly in February, May, August, and November.

<https://scholarhub.ui.ac.id/kesmas/>

Kesmas: Jurnal Kesehatan Masyarakat Nasional (National Public Health Journal)

Faculty of Public Health

Universitas Indonesia

G301 Building G 3rd Floor

Kampus Baru UI Depok 16424

Phone: +62815 1141 6600

Raditya Wratsangka.png
2024K